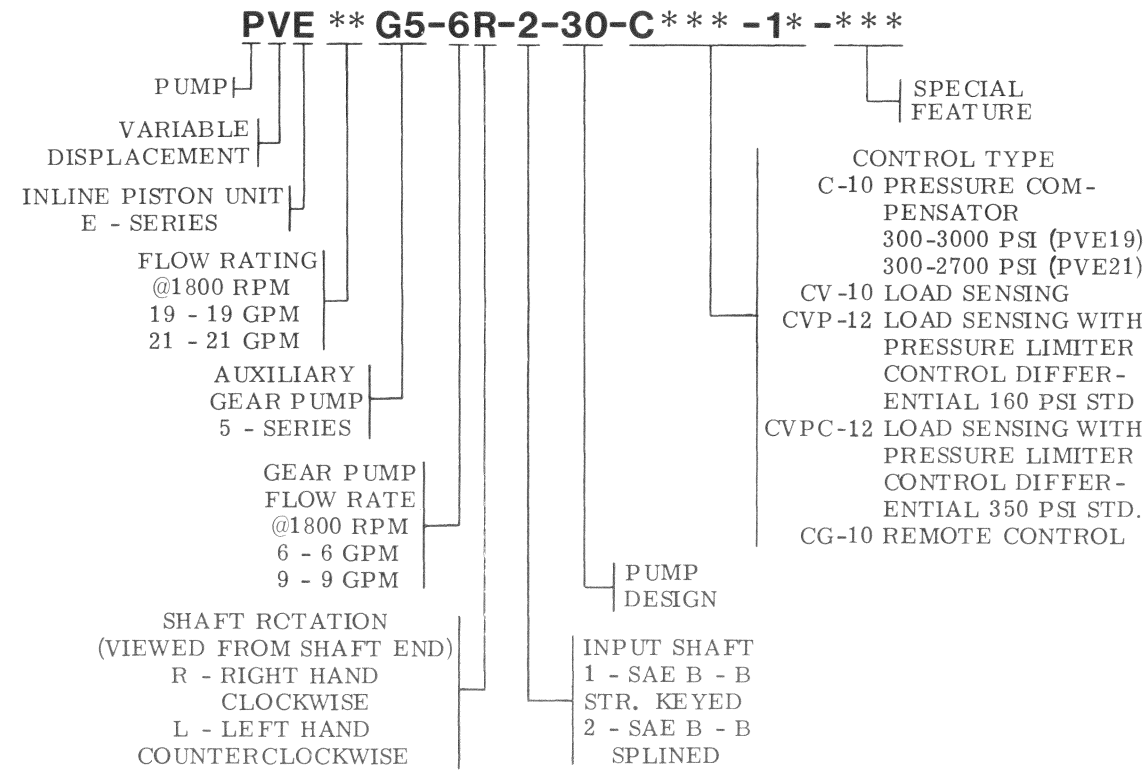



Service Parts Information

MODEL CODE BREAKDOWN

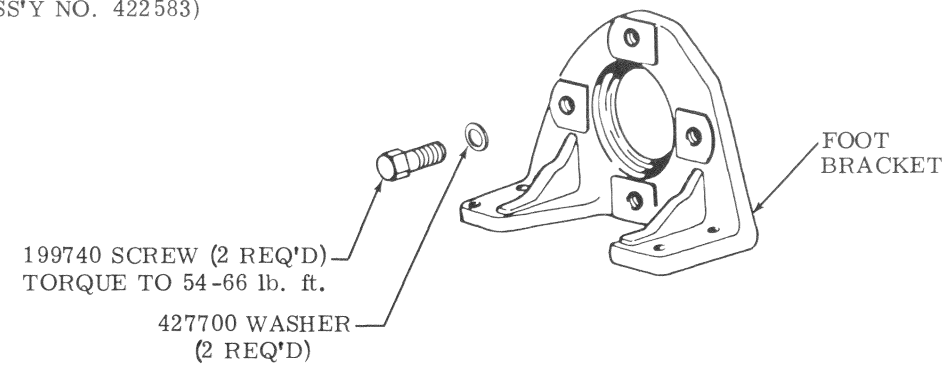


**19 & 21 GPM
Variable
Inline
Piston
Units**

PVE19/21G5-6R-2-30-C***-1*



TO CONVERT FLANGE MODEL TO A FOOT BRACKET MODEL, ORDER FOOT BRACKET KIT FB-B-10 (ASS'Y NO. 422583)



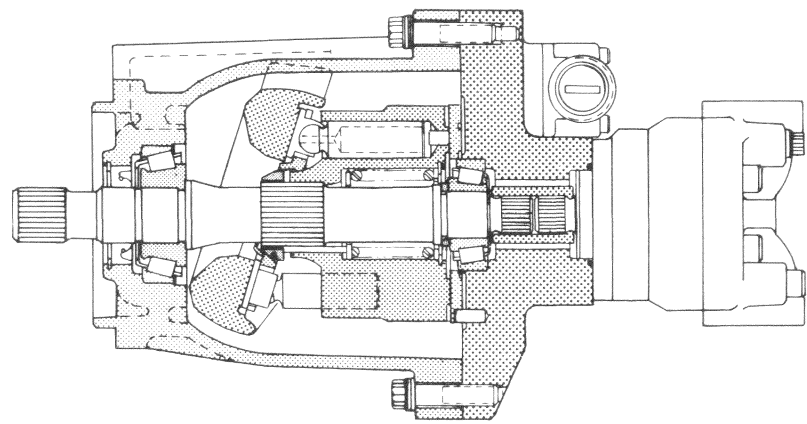
For satisfactory service life of these components, use full flow filtration to provide fluid which meets ISO cleanliness code 16/13 or cleaner. Selections from Vickers OFP, OFR, and OFRS series are recommended.

Vickers, Incorporated

P.O. Box 302
Troy, Michigan 48007-0302

Revised 3-1-87

M-2823-S



◆ASSEMBLY NOTE
ADJUST COMPENSATOR THEN DRILL THRU WITH A 0.089 DRILL. INSERT LOCKWIRE THRU SEAL, THEN COMPRESS SEAL WITH A SUITABLE TOOL.

NOTE
THE COMPENSATORS MAY BE OBTAINED AS COMPLETE FACTORY TESTED UNITS BY ORDERING KIT SHOWN IN TABLE.

C,CG, & CV COMPENSATOR
(SHOWN FOR RIGHT HAND SHAFT ROTATION. ROTATE 180° FOR LEFT HAND SHAFT ROTATION)

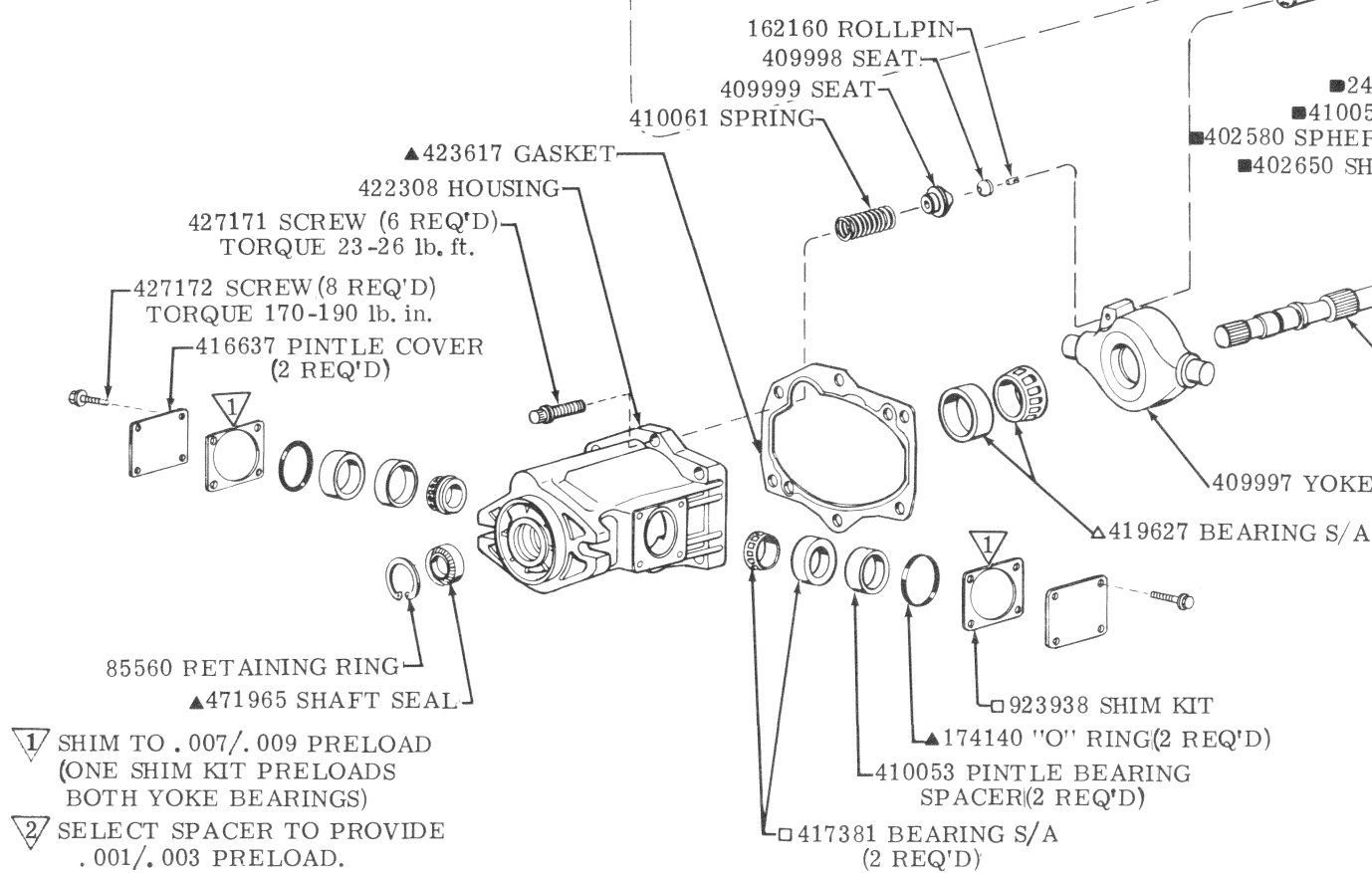
*GASKET
POSITION GASKET WITH SMALL END OF TEARDROP HOLE POINTING IN DIRECTION OF COMPENSATOR ADJUSTING PLUG.

INCLUDED IN	
SHIM KIT	923938
□ YOKE BRG. KIT	923987
△ SHAFT BRG. KIT	923988
▲ SEAL KIT	923989
BRG. SPACER KIT	942401

● INCLUDED IN 923960
COMPENSATOR PISTON & ROD S/A KIT.

■ INCLUDED IN
ROTATING GROUP S/A

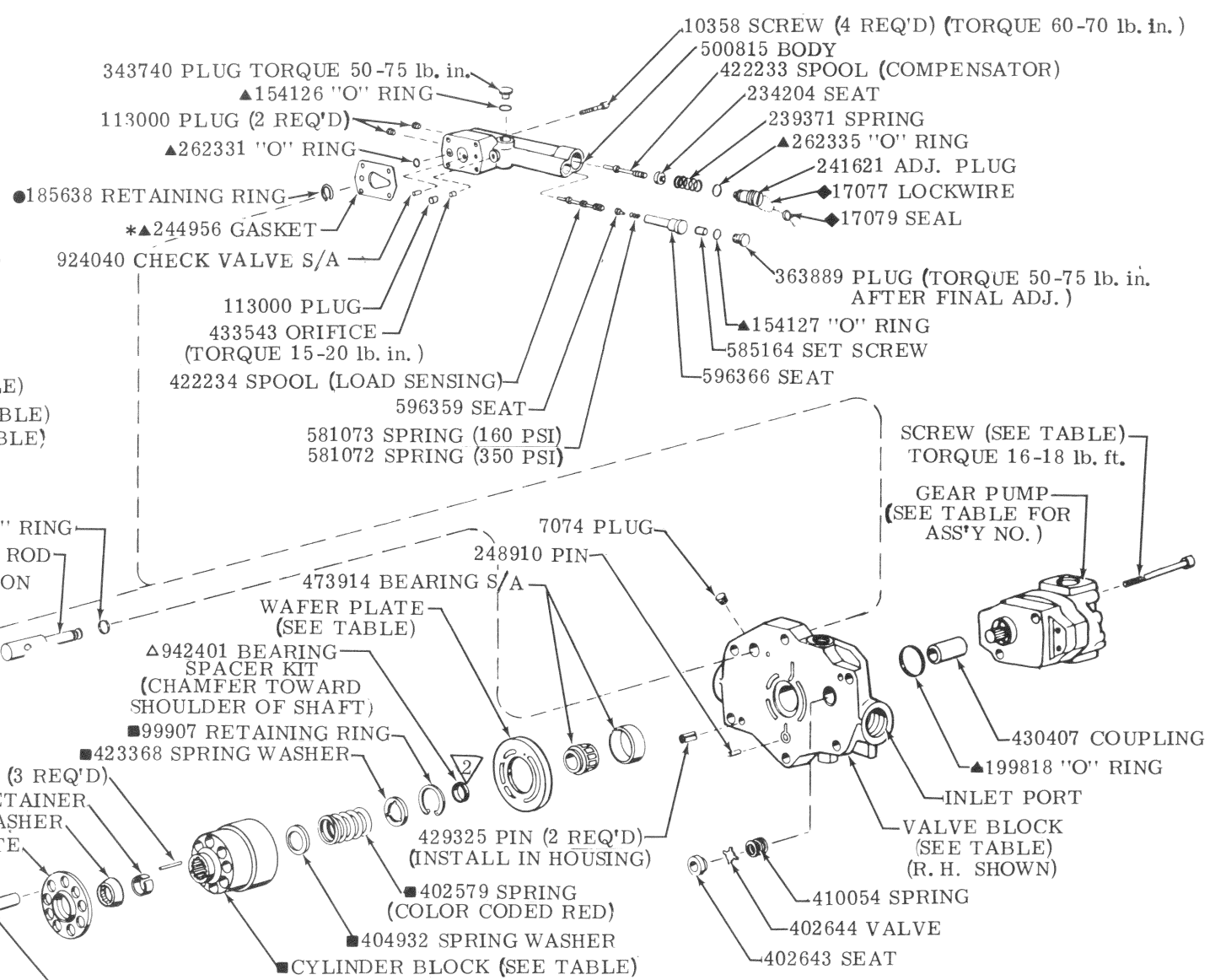
MODEL	BODY	SPOOL	SPRING	"O" RING	B/URING	PLUG	KIT
"C"-10	241568	241717	239371	▲ 262335		241621	941700
"CG"-10	412890	296234			▲ 197573	412940	942480
"CV"-10		278711	417649				942441



SHAFT	TYPE	MODEL
429755	SPLINE	PVE19/21G5-2
430417		PVE19/21G5-9

CVPC) COMPENSATOR

SHOWN FOR RIGHT HAND SHAFT ROTATION. ROTATE 180° FOR LEFT HAND SHAFT ROTATION. SEE TABLE FOR CVP S/A PART NUMBERS.



ASS'Y NO	MODEL	ROTATION (VIEWED FROM SHAFT END)	SCREW (2 REQ'D)	FLOW 1800 RPM
926401	G5-12-J5R2-21L	C' CLOCKWISE		
924073	G5-12-J5S2-21	CLOCKWISE	426381	6 GPM
924072	G5-12-J5S2-21L	C' CLOCKWISE		
924071	G5-20-J5R2-21	CLOCKWISE		
926500	G5-20-J5R2-21L	C' CLOCKWISE	435711	9 GPM
926402	G5-20-J5R4-21	CLOCKWISE		

NOTE: GEAR PUMP MODEL IS STAMPED INTO SHAFT END COVER OF PUMP. IF PUMP IS DEFECTIVE, ORDER BY ASSEMBLY NUMBER.

MODEL	VALVE BLOCK	WAFFER PLATE	INCLD IN ROT GRP KIT			LOAD SENSING DIFF.	
			CYL. BLOCK	PISTON KIT	ROT. GROUP	CVP KIT Δ160 PSI	CVPC KIT Δ350 PSI
PVE19G5-*L	595464	425415	426454	923939	923948	924061	924062
PVE21G5-*L	595464	425416	418215	923946	923947	924063	924064

1 SHIM TO .007/.009 PRELOAD (ONE SHIM KIT PRELOADS BOTH YOKE BEARINGS)
2 SELECT SPACER TO PROVIDE .001/.003 PRELOAD.