

1 F3 – Viton seals
Omit if not required.

2 Series designation
3525VQT (standard bearing)
3625VQT (heavy duty bearing)

3 Thru-drive (rear) 2-bolt mounting flange
A – SAE “A” flange
B – SAE “B” adapter flange
BP – SAE “B” flange with spacer for Vickers PVE12, 19, or 21 pump

4 Front mounting flange
S – SAE J-744 (127-2)

5 Geometric displacement, front pump
Code = SAE rating (USgpm) at 1200 rpm and 6,9 bar (100 psi)

Code	cm ³ /r	in ³ /r
25	82	4.98
30	98	5.96
35	113	6.88
38	122	7.42

6 Port connections
A – SAE 4-bolt flange
AM – Metric 4-bolt flange (Flange pads stamped “M” for metric threads)

7 Geometric displacement, rear pump
Code = SAE rating (USgpm) at 1200 rpm and 6,9 bar (100 psi)

Code	cm ³ /r	in ³ /r
12	40	2.45
14	45	2.77
17	55	3.37
21	68	4.12

8 Shaft seal assembly
S – Double seal
– Omit for single seal.

9 Thru-drive coupling
2 – With spline for tandem pump

10 Shaft
297 – Splined “C” size per SAE J744C.
32-4 per SAE J744 Oct 83

11 Port position
(Viewed from rear end of pump)
With no. 1 outlet opposite inlet
AA – No. 2 outlet 135° CCW from inlet
AB – No. 2 outlet 45° CCW from inlet
AC – No. 2 outlet 45° CW from inlet
AD – No. 2 outlet 135° CW from inlet

With no. 1 outlet 90° CCW from inlet
BA – No. 2 outlet 135° CCW from inlet
BB – No. 2 outlet 45° CCW from inlet
BC – No. 2 outlet 45° CW from inlet
BD – No. 2 outlet 135° CW from inlet

With no. 1 outlet in line with inlet
CA – No. 2 outlet 135° CCW from inlet
CB – No. 2 outlet 45° CCW from inlet
CC – No. 2 outlet 45° CW from inlet
CD – No. 2 outlet 135° CW from inlet

With no. 1 outlet 90° CW from inlet
DA – No. 2 outlet 135° CCW from inlet
DB – No. 2 outlet 45° CCW from inlet
DC – No. 2 outlet 45° CW from inlet
DD – No. 2 outlet 135° CW from inlet


12 Thru-drive (rear) mounting flange position
(Viewed from rear end of pump)
A – In line with no. 2 outlet port in all cases
B – 90° from no. 2 outlet port in all cases
– Omit for 3*25VQTA models.

13 Design

14 Rotation
(Viewed from front end of pump)
L – Left hand (counterclockwise)
R – Right hand (clockwise)

Double Thru-drive Vane Pumps

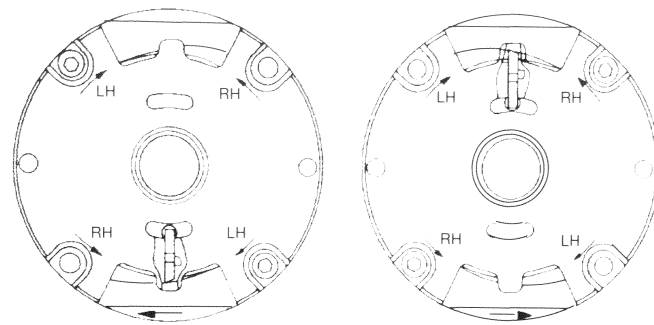
3525VQT and 3625VQT Series (-20 Design)



Standard right-hand shaft rotation cartridges are shown at right. To reverse rotation, remove two screws and reverse the location of the inlet and outlet support plates. Re-align all sections of the cartridge, then re-install and hand-tighten the two screws. Tighten screws to recommended torque.

When ordering spare cartridge parts, it is recommended they be obtained in kits. Kits are assembled and tested for either right or left hand rotation. If left hand rotation is required, specify on parts order by adding suffix “L” to cartridge kit number.

Sharp edge of vane must lead in direction of rotation.

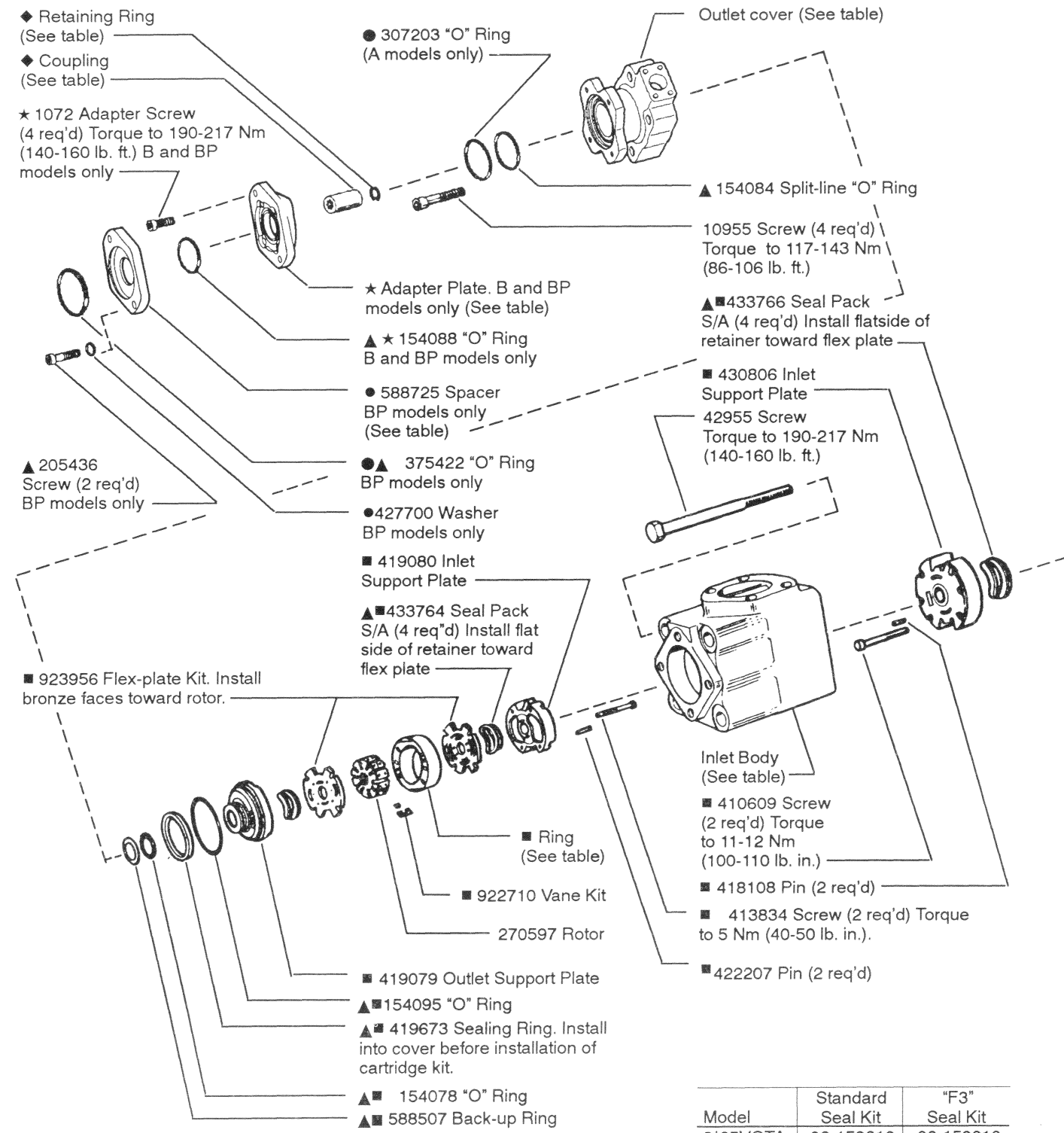


Rear Cartridge.
Right Hand Rotation.

Front Cartridge.
Right Hand Rotation.

Vickers Incorporated
A TRINOVA Company
5445 Corporate Drive
P.O. Box 302
Troy, Michigan 48007-0302
U.S.A.

Model	Adapter Plate	Adapter Kit	Spacer Kit	Retaining Ring	Coupling	Coupling Kit
3*25VQTA	-	-	-	223172	426770	02-136810
3*25VQTB	913385	02-159611	-	89447	584926	02-136811
3*25VQTBP	913385	02-159611	02-136817	89447	452865	02-136812

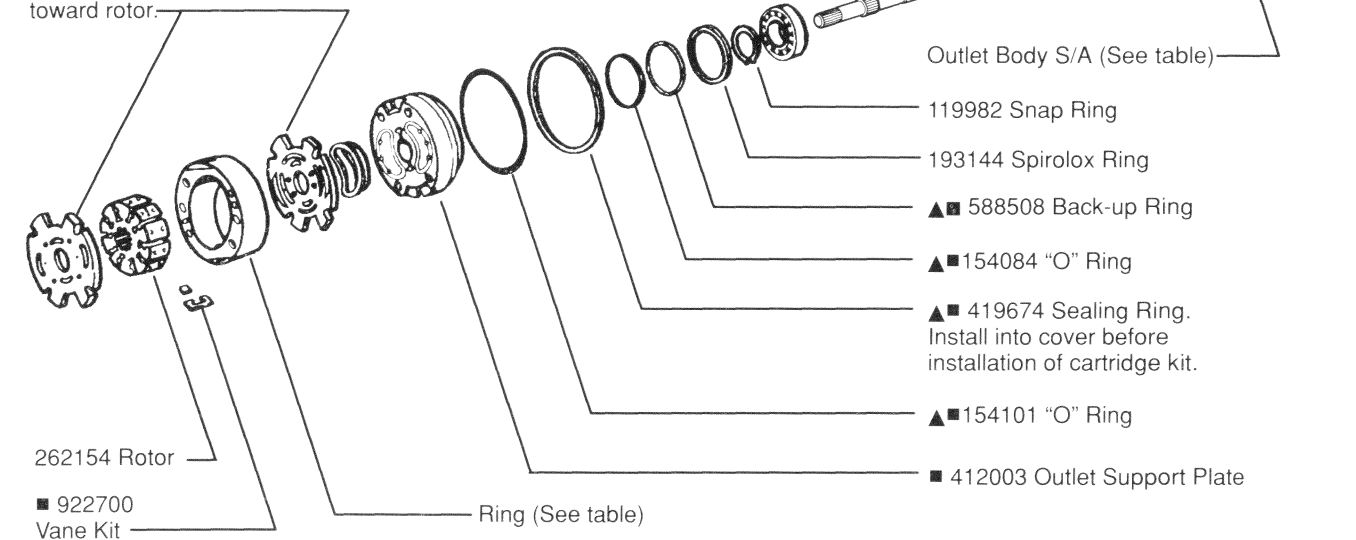


Model	Standard Seal Kit	"F3" Seal Kit
3*25VQTA	02-159612	02-159616
3*25VQTB	02-159613	02-159617

Front Pump Code (USgpm)	Rear Pump Code (USgpm)	Ring	Standard Cart. Kit	F3 Cart. Kit
25	-	319396	413421	421583
30		319397	413422	421584
35		319398	413418	421585
38		319399	413419	421586
-	12	326984	421244	421576
	14	326985	421235	421577
	17	326986	421236	421578
	21	326988	421238	421580

□ Wipe O. D. of seal with oil before pressing into body. Install seal with its spring facing bearing. Apply grease to seal I. D. before installing shaft.

■ 923953 Flex-plate Kit Install bronze faces toward rotor.



▲ 429281 Secondary Shaft Seal. Install flush with pilot face, and spring member facing inward.

Model	Bearing
3525VQT	38441
3625VQT	239092

Model	Inlet Body	Outlet Cover	Outlet Body S/A
3*25VQT*S**A	230189	913259	02-136919
3*25VQT*S**AM	995239	913582	02-136920

NOTE: Parts prefixed with symbols are available only in kits.
▲ Included in standard seal kit. See table for standard and F3 kits.
■ Included in cartridge kit. See table.
◆ Included in coupling kit. See table.
★ Included in adapter kit. See table. "O" ring in adapter kit is 262413 (F3).
● Included in spacer kit (BP models only).

