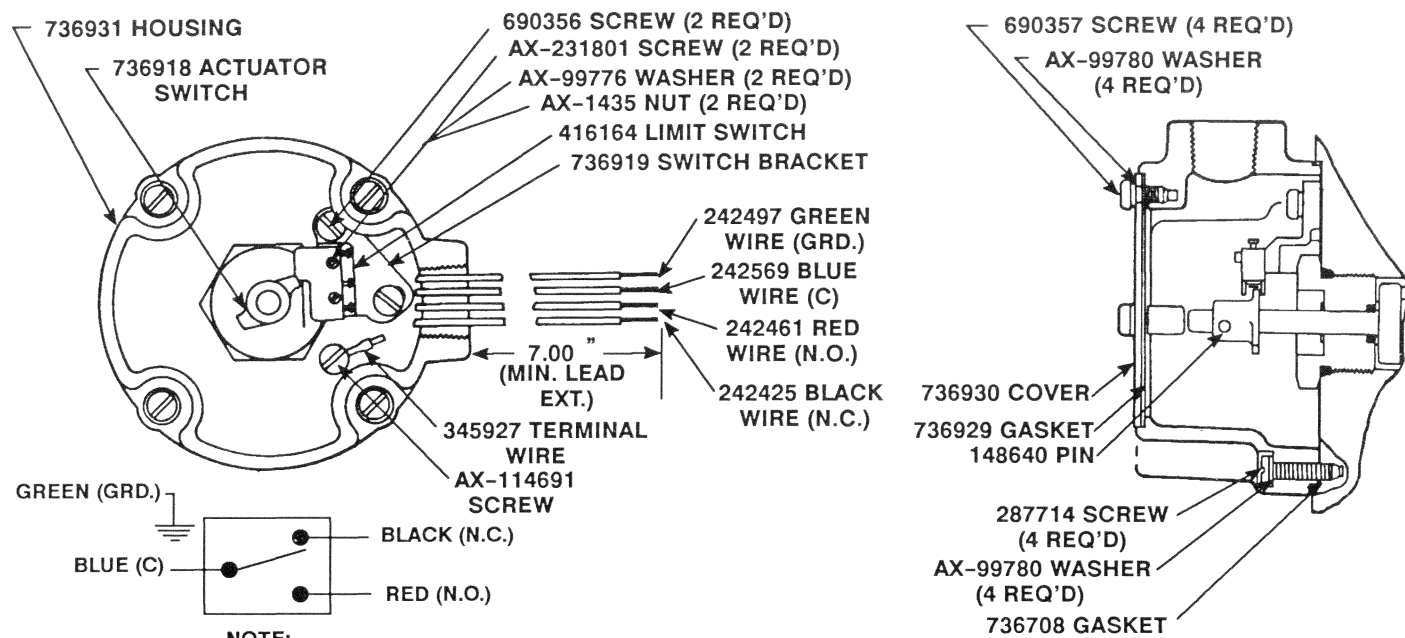


ELECTRICAL INDICATOR PARTS (KIT 926586)



NOTE:
ADJUST SWITCH SO CONTACTS MAKE AND BREAK WITH BY-PASS PISTON MOVEMENT BETWEEN SEATED AND .12 INCH OPEN.



LARGE RETURN LINE FILTER

Service Parts Information

- (F3)-OFR-15-*-(*)-(*)-30
- (F3)-OFR-30-*-(*)-(*)-30
- (F3)-OFR-60-*-(*)-(*)-(*)-30
- (F3)-OFR-120-*-(*)-(*)-(*)-30

MODEL CODE BREAKDOWN

(F3) - OFR - * - * - (*) - (*) - (*) - 30

1 2 3 4 5 6 7 8

1 Special Seals

Seals for mineral oil & fire resistant fluids

2 Oil Filter

Return line

3 Flow Rating - USgpm

15 (Short) - 15 USgpm 60 (Short) - 60 USgpm
30 (Long) - 30 USgpm 120 (Long) - 120 USgpm

4 Port Connections

B - G1 (BSPF) thread (15 & 30 USgpm only)
F - SAE flange
P - NPTF thread
S - SAE straight thread

5 Nominal Filtration Rating

3M - 3 micrometre
7G - 7 micrometre (glass media)
7M - 7 micrometre
Blank - 10 micrometre

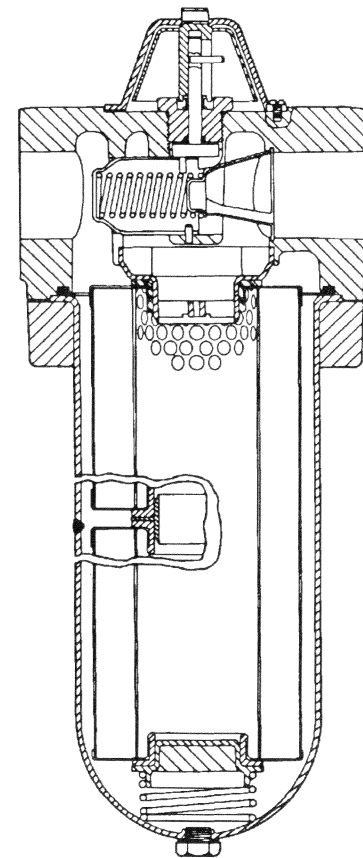
6 Indicator Type

E - Electrical indicator
Blank - Mechanical indicator


7 By-pass Pressure Setting

35 - 35 psi
Blank - 25 psi

8 Design



SECTIONAL VIEW (OFR-120 SHOWN)

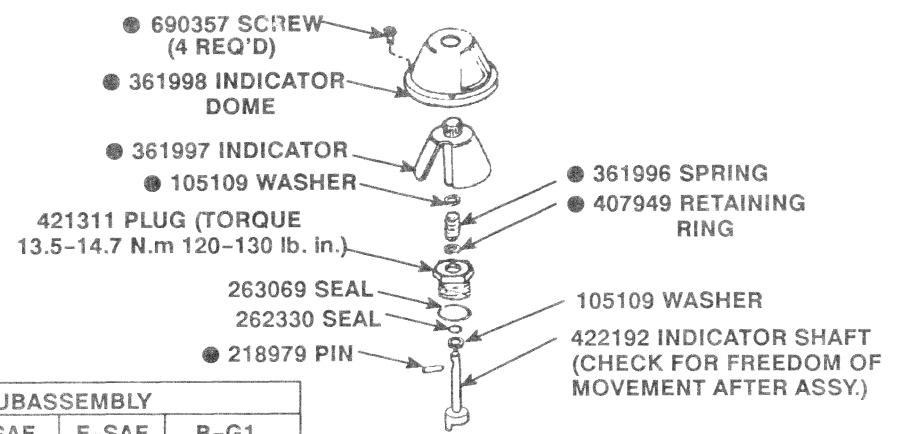


Vickers, Incorporated

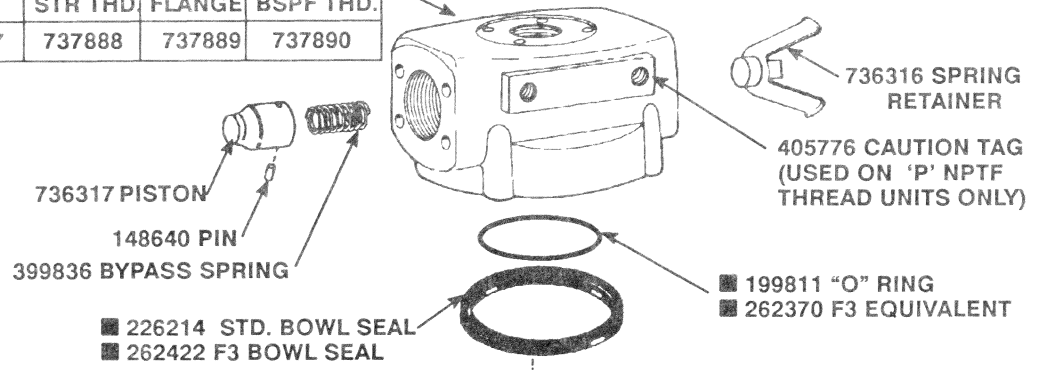
P.O. Box 302
Troy, Michigan 48007-0302

Released 9-1-89

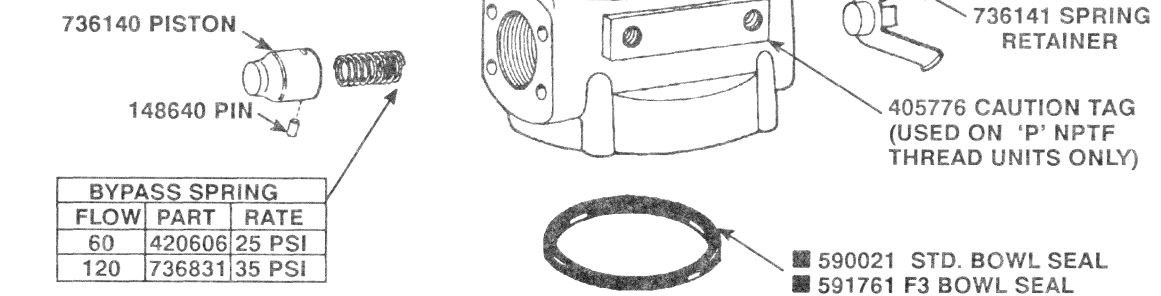
I-3964-S



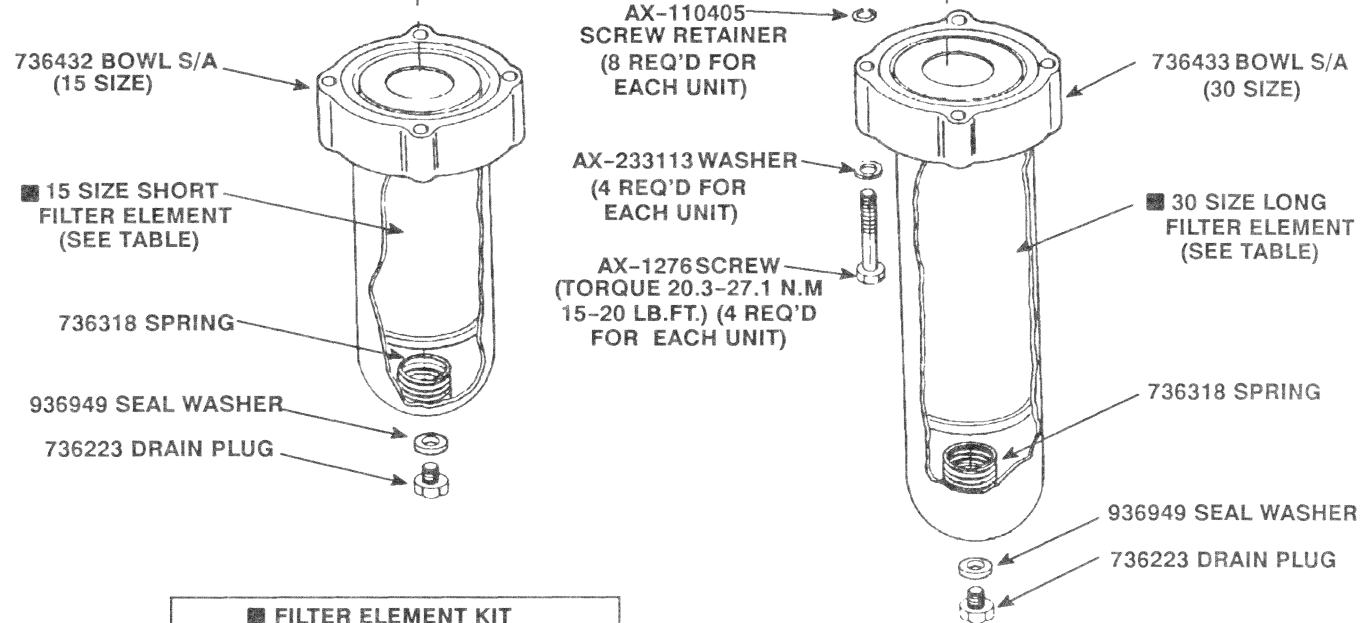
HEAD SUBASSEMBLY				
MODEL	P-NPTF THD.	S-SAE STR THD.	F-SAE FLANGE	B-G1 BSPF THD.
15/30	737887	737888	737889	737890



HEAD SUBASSEMBLY			
MODEL	P-NPTF THD.	S-SAE STR THD.	F-SAE FLANGE
60/120	737891	737892	737893



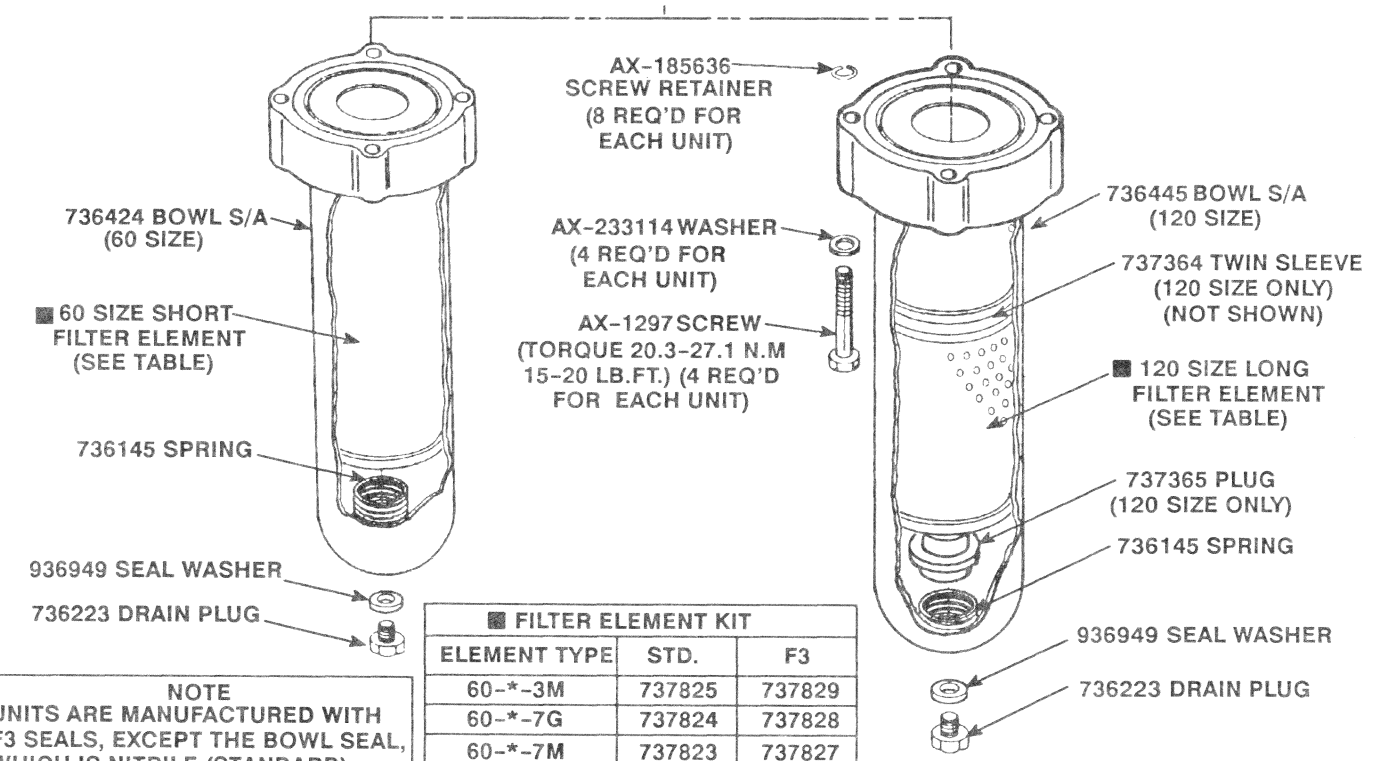
BYPASS SPRING		
FLOW	PART	RATE
60	420606	25 PSI
120	736831	35 PSI



FILTER ELEMENT KIT		
ELEMENT TYPE	STD.	F3
15-*-3M	737841	737845
15-*-7G	737840	737844
15-*-7M	737839	737843
15-*-10	737838	737842
30-*-3M	737849	737853
30-*-7G	737848	737852
30-*-7M	737847	737851
30-*-10	737846	737850

NOTE
UNITS ARE MANUFACTURED WITH F3 SEALS, EXCEPT THE BOWL SEAL, WHICH IS NITRILE (STANDARD).

NOTE
-30 DESIGN UNITS ARE NOT INTERCHANGEABLE WITH ANY PREVIOUS DESIGNS.



FILTER ELEMENT KIT		
ELEMENT TYPE	STD.	F3
60-*-3M	737825	737829
60-*-7G	737824	737828
60-*-7M	737823	737827
60-*-10	737822	737826
120-*-3M	737833	737837
120-*-7G	737832	737836
120-*-7M	737831	737835
120-*-10	737830	737834

NOTE
UNITS ARE MANUFACTURED WITH F3 SEALS, EXCEPT THE BOWL SEAL, WHICH IS NITRILE (STANDARD).

NOTE
-30 DESIGN UNITS ARE NOT INTERCHANGEABLE WITH ANY PREVIOUS DESIGNS.

■ INCLUDED IN ELEMENT KIT
● INCLUDED IN MECHANICAL INDICATOR KIT 941003. SEE BACK PAGE FOR ELECTRICAL INDICATOR PARTS.