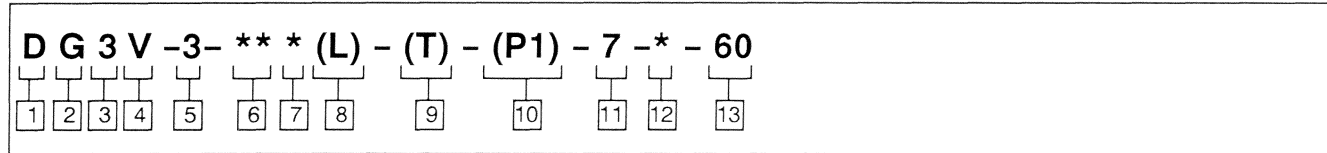


Model Code



1 Directional control valve

2 Subplate/Manifold mounted

3 Hydraulically operated

4 Rated pressure

V - 350 bar (5000 psi) on P, A & B Ports

5 Interface ISO 4401-AB-03-4-B

3 - NFPA D01, ISO 4401-03, Cetop 3 (with location pin)

6 Spool type

0 - Open center (all ports) (all models)
 2 - Closed center (all ports) (all models)
 3 - Closed center (P & B ports) (B, C, F models only)
 6 - Closed center (P port only) (all models)
 33 - Closed center (bleed A & B ports) (B, C, F models only)

7 Spool/Spring arrangement

Blank - No spring
 A - Spring offset (Single operator)
 B - Spring centered (Single operator)
 C - Spring centered
 F - Spring offset, shift to center
 N - No-spring detented

8 Left hand build

(Omit if not required)
 L - Left hand build A, B & F models only

9 Internal drain

(Omit if not required)
 T - Internal drain, (required on F models available on A & B models)

10 Manual override

(Omit if not required)
 P1 - Manual override (A, B, & F models only in non-operator end) Internal drain only

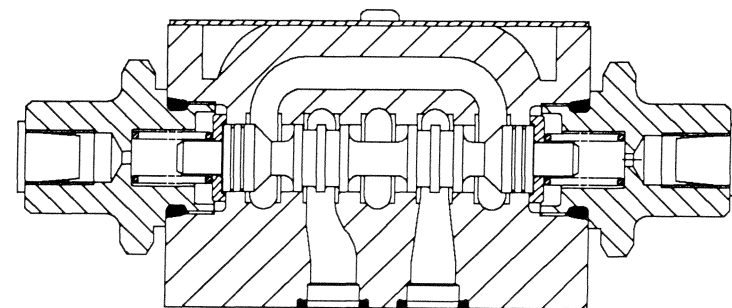
11 Tank pressure limit

7 - 7 - 210 bar

12 Thread for pilot/drain connection

B - G 1/8" threads
 S - SAE internal straight thread

13 Design




Sectional view, spring centered valve

Service Data



Hydraulically Operated Directional Control Valve

DG3V-3- ** *(L)-(T)-(P1)-7-* -60



Vickers Incorporated
 A TRINOVA Company
 5445 Corporate Drive
 P. O. Box 302
 Troy, Michigan 48007-0302
 U.S.A.

SPOOL/SPRING ARRANGEMENT	DRAIN TYPE	
	INTERNAL	EXTERNAL
	SPOOL NO.	SPOOL NO.
□ 0A	694537	694492
0B	694540	694435
0C	—	694435
0F	694540	—
0N	—	694494
□ 2A	694538	698839
2B	694541	698841
2C	—	698841
2F	694541	—
2N	—	698842
◆ 3B	694542	694436
◆ 3C	—	694436
◆ 3F	694542	—
□ 6A	694539	694493
6B	694543	694437
6C	—	694437
6F	694543	—
6N	—	694495
◇ 0	—	694492
◇ 2	—	698839
◇ 6	—	694493
33B	694544	694438
33C	—	694438
33F	694544	—

MODEL	● PLUG (qty.)
DG3V-3-**-7-B-60	694535 (2)
DG3V-3-**-7-S-60	694536 (2)
DG3V-3-**A-7-B-60	694535 (2)
DG3V-3-**A-7-S-60	694536 (2)
DG3V-3-**A-T-7-B-60	694535 (1)
DG3V-3-**A-T-7-S-60	694536 (1)
DG3V-3-**A-T-P1-7-B-60	694535 (1)
DG3V-3-**A-T-P1-7-S-60	694536 (1)
DG3V-3-**B-7-B-60	694536 (2)
DG3V-3-**B-7-S-60	694536 (2)
DG3V-3-**B-T-7-B-60	694535 (2)
DG3V-3-**B-T-7-S-60	694536 (2)
DG3V-3-**B-T-P1-7-B-60	694535 (1)
DG3V-3-**B-T-P1-7-S-60	694536 (1)
DG3V-3-**C-7-B-60	694535 (2)
DG3V-3-**C-7-S-60	694536 (2)
DG3V-3-**F-T-7-B-60	694535 (1)
DG3V-3-**F-T-7-S-60	694536 (1)
DG3V-3-**F-T-P1-7-B-60	694535 (1)
DG3V-3-**F-T-P1-7-S-60	694536 (1)
DG3V-3-**N-7-B-60	694505 (2)
DG3V-3-**N-7-S-60	694557 (2)

SPOOL ASSEMBLY NOTES

- Assemble spools with narrow end land towards A port end of body (Reverse for left hand builds)
- ◆ Assemble type 3 spool with narrow center land toward "A" port
- ◇ Blank - no spring required (refer to model code breakdown)

697386 Detent S/A (2 Req'd N models)

■ 694545 Spacer (2 Req'd C models)

507889 Spring (2 Req'd) A, B, C, & F models
Omit for N models

▲ 262353 O-Ring (2 Req'd all models)

● Plug (see table)
Torque 30-36 N.m (22-27 lb.ft.)

471277 Screw (2 Req'd)
Torque 0.8-1.1 N.m (7-10 lb. in.)

Nameplate

507730 Body

Spool (see table)

472553 Rollpin

▲ 262332 O-Ring (4 Req'd)

■ 694502 Spacer (1 Req'd) A, B, & Blank (no spring models)

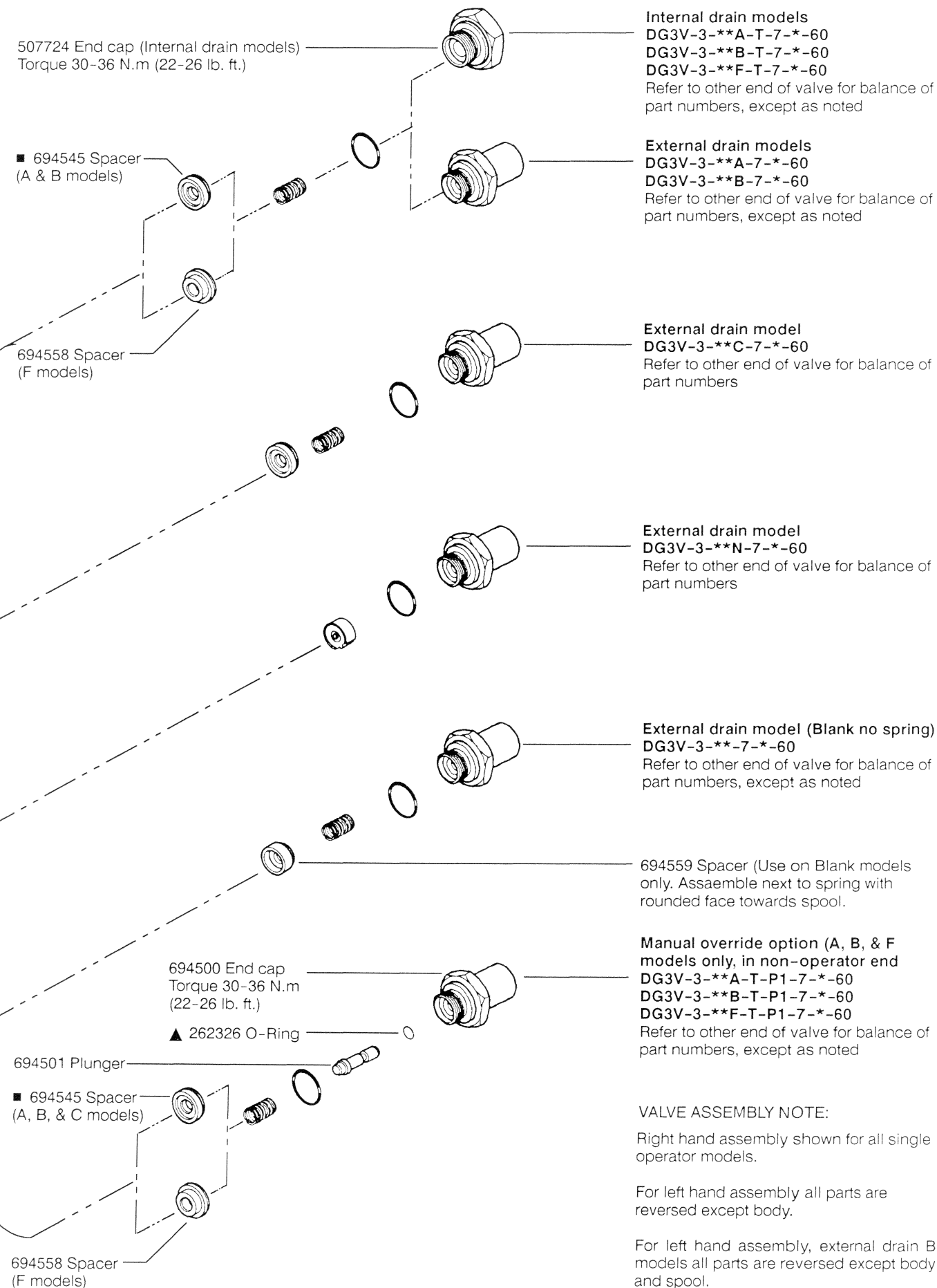
694559 Spacer (1 Req'd) F models

NOTE:

For satisfactory service life of these components in industrial applications, use full flow filtration to provide fluid which meets ISO cleanliness code 18/15 or cleaner. OFF, OFR, and OFRS series filters are recommended.

▲ Available in seal kit 02-110959

■ Recessed side of spacer to mate with spool end land



Internal drain models
 DG3V-3-**A-T-7-*-60
 DG3V-3-**B-T-7-*-60
 DG3V-3-**F-T-7-*-60
 Refer to other end of valve for balance of part numbers, except as noted

External drain models
 DG3V-3-**A-7-*-60
 DG3V-3-**B-7-*-60
 Refer to other end of valve for balance of part numbers, except as noted

External drain model
 DG3V-3-**C-7-*-60
 Refer to other end of valve for balance of part numbers

External drain model
 DG3V-3-**N-7-*-60
 Refer to other end of valve for balance of part numbers

External drain model (Blank no spring)
 DG3V-3-**-7-*-60
 Refer to other end of valve for balance of part numbers, except as noted

Manual override option (A, B, & F models only, in non-operator end)
 DG3V-3-**A-T-P1-7-*-60
 DG3V-3-**B-T-P1-7-*-60
 DG3V-3-**F-T-P1-7-*-60
 Refer to other end of valve for balance of part numbers, except as noted

VALVE ASSEMBLY NOTE:
 Right hand assembly shown for all single operator models.

For left hand assembly all parts are reversed except body.

For left hand assembly, external drain B models all parts are reversed except body and spool.