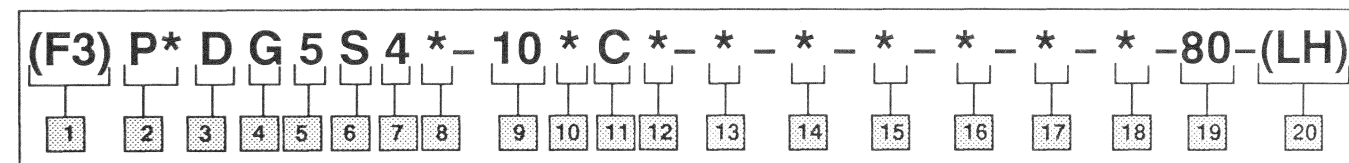
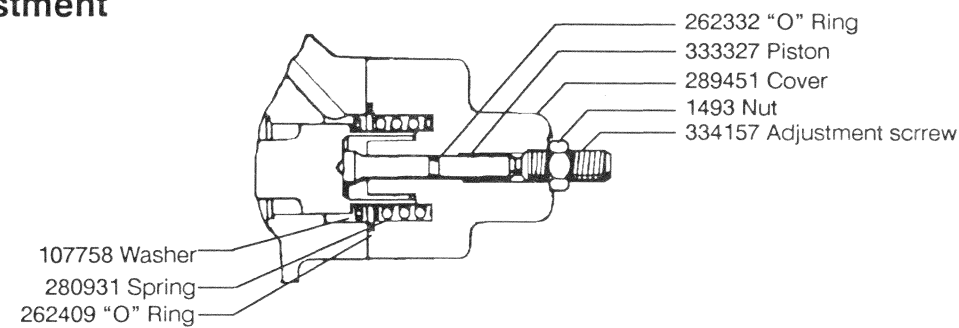


Model Code



- | | | |
|--|---|---|
| <p>1 Special Seals</p> <p>2 Electrical Options
(Omit if not required)
PA - Insta plug valve with plug only
PB - Insta plug valve with plug & receptacle</p> <p>3 Directional Control Valve</p> <p>4 Manifold or Subplate Mounted</p> <p>5 Solenoid Controlled Pilot Operated</p> <p>6 Sliding Spool</p> <p>7 Flow Direction
4 - 4 Way</p> <p>8 Electrical Accessories
L - Solenoid indicator lights
Omitted - None</p> <p>9 Valve Size
10 series - 1 1/4 inch</p> | <p>10 Main Stage Spool Types
0, 1, 2, 3, 4, 6, 8, 9, 31, & 33</p> <p>13 Valve Type
A - Spring offset
B - Spring centered (one solenoid)
C - Spring centered
N - No spring detented</p> <p>12 Response
X - Fast response models
Omitted - Low shock models</p> <p>13 Spool Control Modifications
(Omit if not required)
1 - Stroke adjustment
2 - Pilot choke adjustment
3 - Pilot choke & stroke adjustment
7 - Stroke adjustment "A" end only
8 - Stroke adjustment "B" end only</p> <p>14 Pilot Pressure
E - External pilot pressure
Omitted - Internal pilot pressure</p> | <p>15 Pilot Drain
T - Internal pilot drain
Omitted - External pilot drain</p> <p>16 Check Valve in Pressure Port
(Omitted - No check valve)
K - 5 psi (0.35 bar)
L - 30 psi (2.14 bar)
R - 50 psi (3.45 bar)
S - 75 psi (5.2 bar)</p> <p>17 Pilot valve type
W - Wet armature</p> <p>18 Coil identification letter</p> <p>19 Design</p> <p>20 Left Hand Assembly
(Omit for right hand assembly)</p> |
|--|---|---|


Stroke Adjustment



VICKERS

Wet Armature Pilot Operated Directional Valves

DG5S4-10*A/B/C/N-*-*-*-*-*-*-*80



VICKERS
A TRIMINOVA Company

Vickers Incorporated
5445 Corporate Drive
P. O. Box 302
Troy, Michigan 48007-0302
U.S.A.

VALVE MODEL CODE		SPOOL	MAIN STAGE ID PLATE WITH CIRCUIT DIAGRAM	
MODEL	VALVE TYPE		A	B,C,N
DG5S4-100-	A/B/C/N	364037	400975	400976
DG5S4-101-	B/C	*331404		400977
DG5S4-102-	A/B/C/N	364038	400975	400978
DG5S4-103-	B/C	*277479		400979
DG5S4-104-	B/C	281193		400980
DG5S4-106-	A/B/C/N	364039	400975	400981
DG5S4-108-	B/C	364041		400980
DG5S4-109-	A/B/C/N	277563	400975	400976
DG5S4-1031-	B/C	*277479		580475
DG5S4-1033-	A/B/C/N	364042	400975	400981

* Assembly type 1 & 3 spools with narrow center land towards "A" end of valve. "A" end is defined as being closest to cylinder port "A". The type 31 spool is installed in reverse of type 3, with narrow center land towards "B" end.

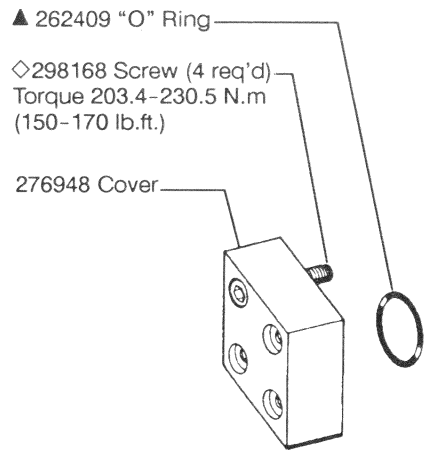
PLUG INSTALLATION TABLE

MODEL	PLUG "A"	PLUG "B"	PLUG "C"
DG5S4-10**	OUT	30560	OUT
DG5S4-10**-E		7074	30560
DG5S4-10**-X		OUT	
DG5S4-10**-X-E			OUT
DG5S4-10**-K/L/R/S	161809	7074	
DG5S4-10**-E-K/L/R/S	113000		30560
DG5S4-10**-X-K/L/R/S	OUT		
DG5S4-10**-X-E-K/L/R/S	113000		OUT

PLUG TORQUES (OILED)

PLUG	N.M	lb. in.
7074	8.5-9.6	75-85
7075	20.0-23.0	180-205
30560	8.5-9.6	75-85
113000	5.0-5.9	45-52
161809	5.0-5.9	45-52
343740	10.0-11.8	90-105
363889	16.9-18.0	150-160
407533	3.4-4.0	30-35

MODEL	SPRING
DG5S4-10**-K	247287
DG5S4-10**-L	247288
DG5S4-10**-R	276428
DG5S4-10**-S	432353

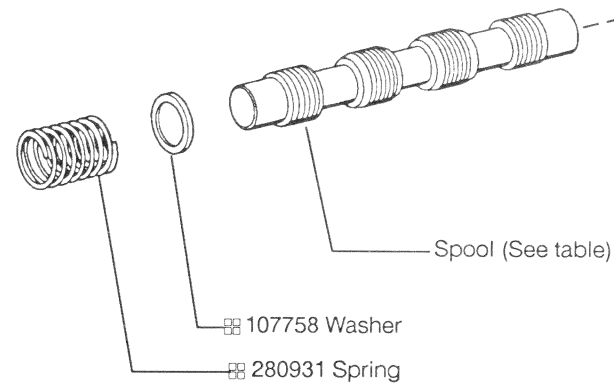


NOTE

Parts included in service kits are not sold separately.

- ▲ Included in F3 Seal Kit 920213
- ◇ Included in Fastener Kit 941262
- Included in Bolt Kit 255633
- Included in Bolt Kit 255654

- * Included in Plug Kit 941263
- Used on check valve models only
- ⊠ Remove on spring offset models
- ◆ Not available for sale



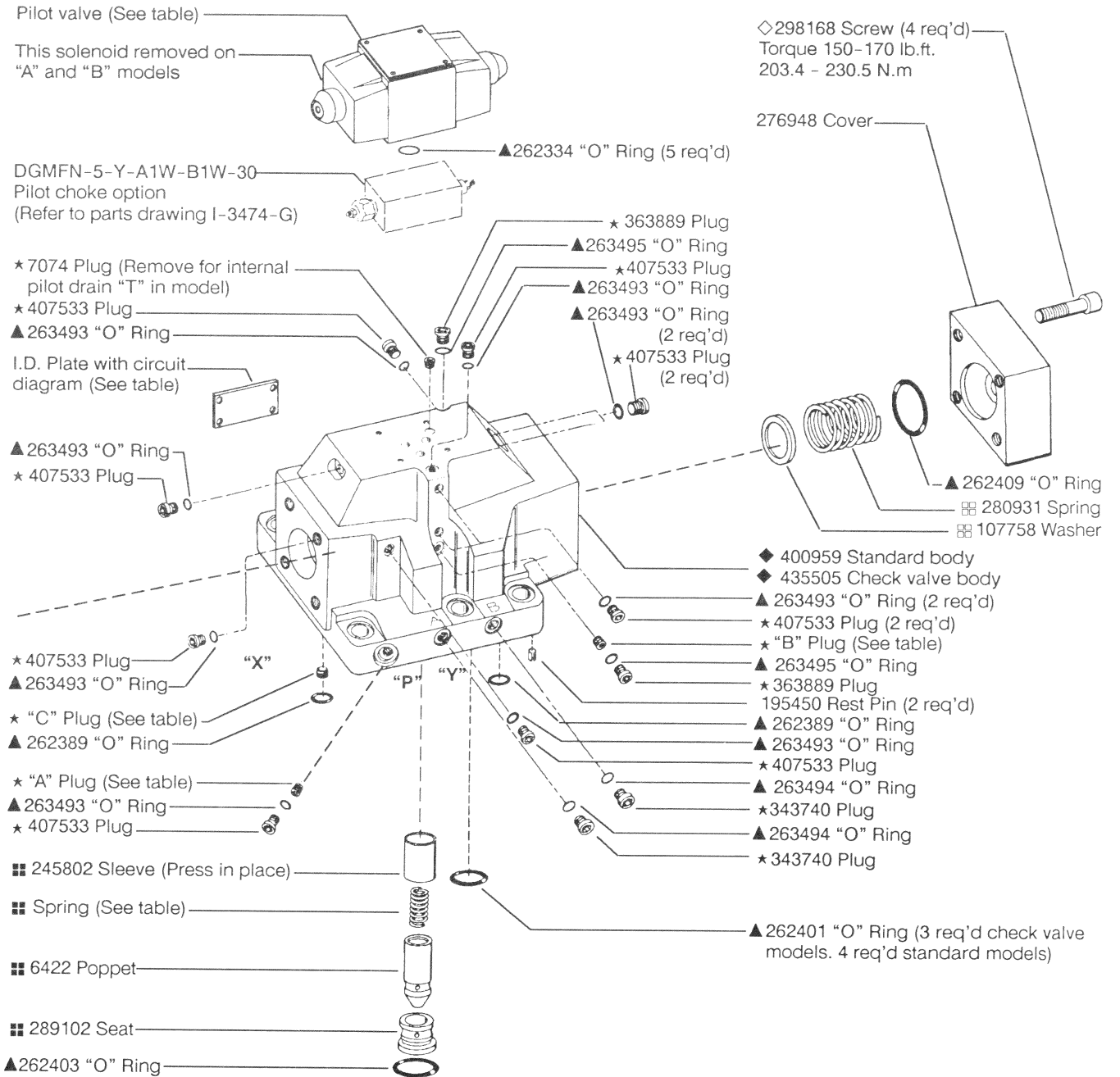
Seal Kit Note

The -80 design valves are manufactured as shown with F3 seals used internally. Interface seals are standard Nitrile material and are converted to F3 in the seal kit. All seals in the seal kit are F3.

NOTE

For satisfactory service life of these components in industrial applications, use full flow filtration to provide fluid which meets ISO cleanliness code 18/15 or cleaner.

VALVE MODEL	MAIN STAGE SPOOL	PILOT VALVE MODEL	PILOT VALVE DRAWING	PILOT ATTACHING BOLT KITS	
MODEL				MODEL	BOLT KIT
DG5S4-10*A-80	0,2,6,9,33	DG4S4-012A-60	I-3878-S	Without pilot choke	255633
DG5S4-10*B-80	0,1,2,3,6	DG4S4-016B-60	I-3879-S	With pilot choke	255654
	9,31,33	DG4S4-0168B-60			
	4 & 8	DG4S4-0168C-60			
DG5S4-10*C-80	0,1,2,3,6	DG4S4-016C-60	I-3879-S		
	9,31,33	DG4S4-0168C-60			
	4 & 8	DG4S4-0168C-60			
DG5S4-10*N-80	0,2,6,9,33	DG4S4-012N-60	I-3880-S		



◇ 298168 Screw (4 req'd)
Torque 150-170 lb.ft.
203.4 - 230.5 N.m

276948 Cover

▲ 262334 "O" Ring (5 req'd)

★ 363889 Plug

▲ 263495 "O" Ring

★ 407533 Plug

▲ 263493 "O" Ring

▲ 263493 "O" Ring (2 req'd)

★ 407533 Plug (2 req'd)

▲ 262409 "O" Ring

⊠ 280931 Spring

⊠ 107758 Washer

◆ 400959 Standard body

◆ 435505 Check valve body

▲ 263493 "O" Ring (2 req'd)

★ 407533 Plug (2 req'd)

★ "B" Plug (See table)

▲ 263495 "O" Ring

★ 363889 Plug

195450 Rest Pin (2 req'd)

▲ 262389 "O" Ring

▲ 263493 "O" Ring

★ 407533 Plug

▲ 263494 "O" Ring

★ 343740 Plug

▲ 263494 "O" Ring

★ 343740 Plug

▲ 262401 "O" Ring (3 req'd check valve models, 4 req'd standard models)