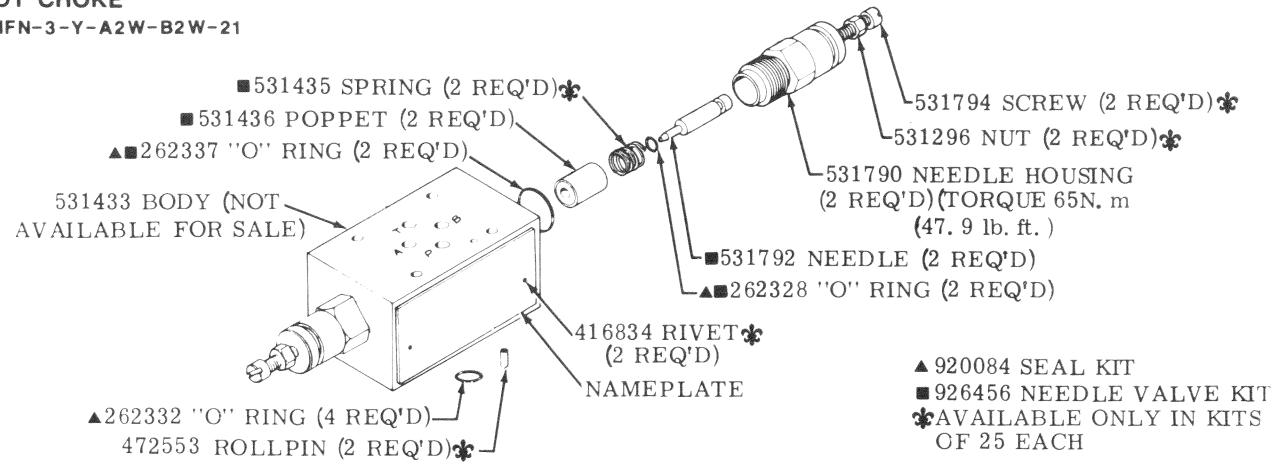
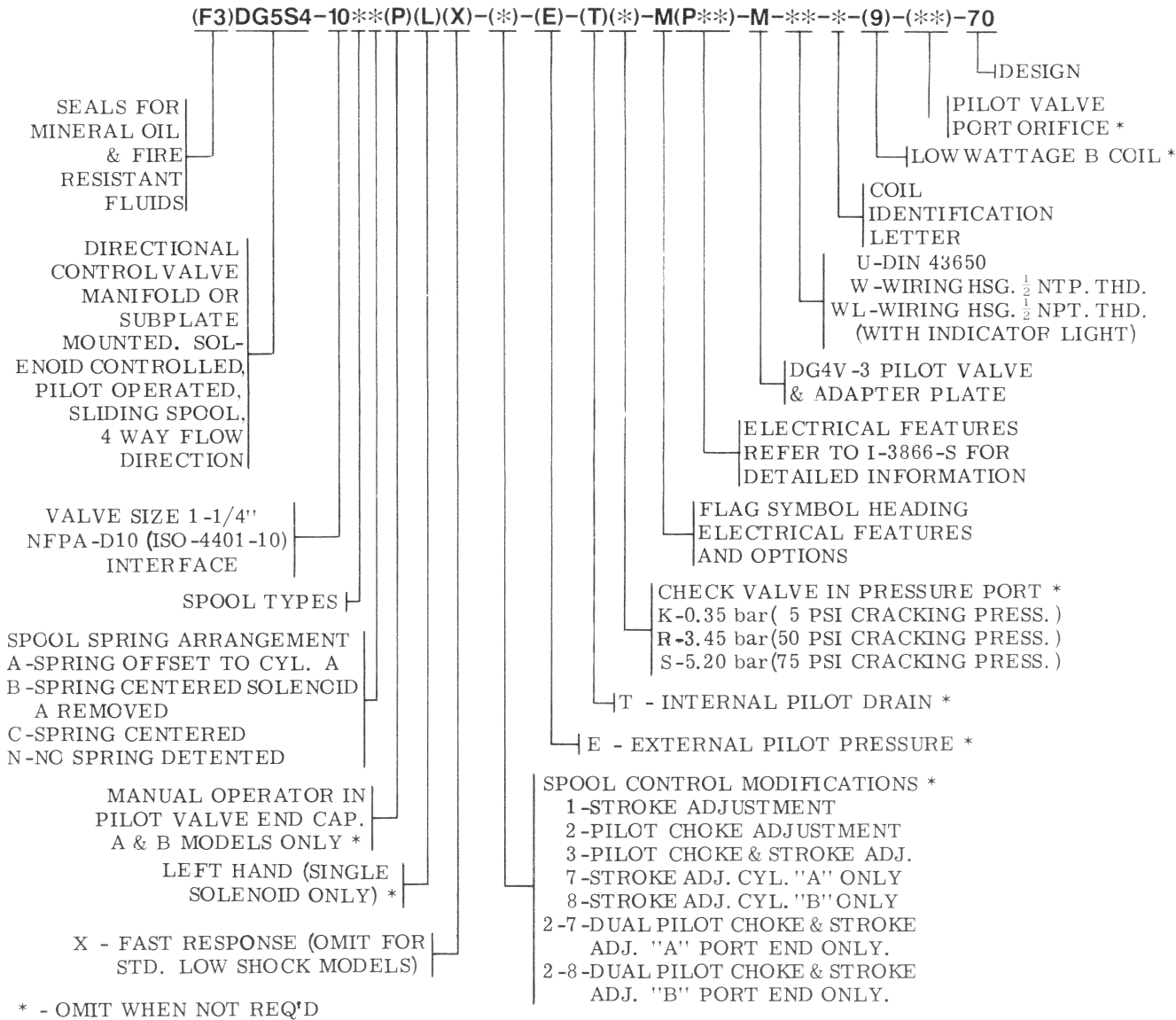


PILOT CHOKE
DGMFN-3-Y-A2W-B2W-21




MODEL CODE BREAKDOWN



Service Parts Information

**Solenoid Controlled
Pilot Operated
Directional Valves**

DG5S4-10-**-**-M-**-M-**-**-70



Vickers, Incorporated

1401 Crooks Road
Troy, Michigan 48084

Released 5-1-86

I-3870-S

For satisfactory service life of these components, use full flow filtration to provide fluid which meets ISO cleanliness code 18/15 or cleaner. Selections from Vickers OFP, OFR, and OFRS series are recommended.

Litho in U. S. A.

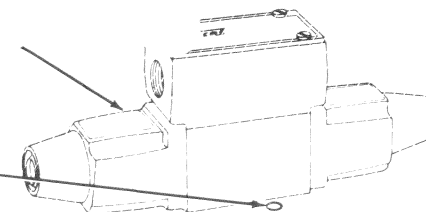
| VALVE MODEL CODE | MAIN STAGE SPOOL TYPE | PILOT VALVE MODEL CODE | SERVICE DWG. |
|------------------------|---------------------------------------|------------------------|--------------|
| DG5S4-10*A-M-(*)-M*-70 | 0, 1, 2, 3, 6, 9, 11, 31, 33 4 & 8 | DG4V-3-2A-M-*-40 | I-3861-S |
| DG5S4-10*B-M-(*)-M*-70 | 0, 1, 2, 3, 6, 9, 11, 31, 33 4 & 8 | DG4V-3-6B-M-*-40 | I-3862-S |
| DG5S4-10*C-M-(*)-M*-70 | 0, 1, 2, 3, 6, 9, 11, 31, 33 4 & 8 | DG4V-3-6C-M-*-40 | I-3863-S |
| DG5S4-10*N-M-(*)-M*-70 | 0, 1, 2, 3, 6, 9, 11, 31, 33 4 & 8 | DG4V-3-6N-M-*-40 | I-3865-S |

| MAIN STAGE SPOOL | AVAILABLE VALVE TYPE | SPOOL | MAIN STAGE ID PLATE | |
|------------------|----------------------|---------|---------------------|--------|
| | | | A ONLY | B/C/N |
| DG5S4-100 | A/B/C/N | 364037 | 400975 | 400976 |
| DG5S4-101 | | *331404 | | 400977 |
| DG5S4-102 | | 364038 | | 400978 |
| DG5S4-103 | | *277479 | | 400979 |
| DG5S4-104 | | 281193 | | 400980 |
| DG5S4-106 | | 364039 | | 400981 |
| DG5S4-108 | | 364041 | | 400980 |
| DG5S4-109 | | 277563 | | 400976 |
| DG5S4-111 | | *331404 | | 632700 |
| DG5S4-131 | | *277479 | | 580475 |
| DG5S4-133 | | 364042 | | 400981 |

*NOTE
ASSEMBLE TYPE 1 & 3 SPOOLS WITH NARROW CENTER LAND TOWARD "A" END OF VALVE. "A" END IS DEFINED AS BEING CLOSEST TO CYL. PORT "A". TYPES 11 & 31 SPOOLS ARE INSTALLED IN REVERSE OF TYPES 1 & 3, WITH NARROW CENTER LAND TOWARD "B" END OF VALVE.

| PILOT STAGE ATTACHING BOLTS BOLT KIT INCLUDES 4 BOLTS | |
|--|----------|
| MODEL | BOLT KIT |
| W/OUT PILOT CHOKE | 255698 |
| WITH PILOT CHOKE | 466851 |
| TORQUE TO 4.5-5.7 N. m (39.8 - 50.4 lb. in.) | |
| SEE BACK PAGE FOR PILOT CHOKE PARTS BREAKDOWN | |

THIS SOL. REMOVED ON A & B R. H. MODELS. REFER TO PARTS DWG FOR L. H. MODELS.



▲262332 "O" RING (4 REQ'D)

*■113000 PLUG (4 REQ'D)

255651 BCLT KIT (TORQUE TO 11.3-12.7 N. m) (100-112 lb. in.)

◇298168 SCREW (4 REQ'D) (TORQUE 204 - 230 N. m) (150-170 lb. ft.)

422814 ADAPTER PLATE

▲262334 "O" RING (5 REQ'D)

276948 COVER

*■363889 PLUG

▲263495 "O" RING

*■407533 PLUG

*■7074 PLUG (REMOVE FOR "T" INTERNAL PILOT DRAIN MODELS)

▲263493 "O" RING

*■407533 PLUG

▲263493 "O" RING (2 REQ'D)

▲263493 "O" RING

*■407533 PLUG (2 REQ'D)

416834 RIVET (4 REQ'D)

I. D. PLATE WITH CIRCUIT DIAGRAM (SEE TABLE)

▲263493 "O" RING

*■407533 PLUG

◆400959 BODY (STD)

◆435503 BODY (CHECK VLV)

280931 SPRING
107758 WASHER

REMOVE ON "A" OFFSET MODELS
▲262409 "O" RING

SPOOL (SEE TABLE)

*■407533 PLUG

▲263493 "O" RING

*■"C" PLUG

▲262389 "O" RING

*■"A" PLUG

▲263493 "O" RING

*■407533 PLUG

▲263493 "O" RING (2 REQ'D)

*■407533 PLUG (2 REQ'D)

*■"B" PLUG (SEE TABLE)

▲263495 "O" RING

*■363889 PLUG

195940 REST PIN (2 REQ'D)

▲262389 "O" RING

▲263493 "O" RING

*■363889 PLUG

*■343740 PLUG (2 REQ'D)

▲263494 "O" RING (2 REQ'D)

▲262401 "O" RING (3 REQ'D) CHECK VALVE (4 REQ'D) STD A, B, P & T PORTS

○245802 SLEEVE

○SPRING (SEE TABLE)

○6422 VALVE

○289102 SEAT (MUST BE PRESSED TO BOTTOM)

○262403 "O" RING

| ■PLUG TORQUES (OILED) | | |
|-----------------------|-----------|---------|
| PLUG | N. m | lb. in. |
| 7074 | 8.5-9.6 | 75-85 |
| 30560 | 8.5-9.6 | 75-85 |
| 113000 | 5.0-5.9 | 45-52 |
| 161809 | 5.0-5.9 | 45-52 |
| 343740 | 15.0-16.0 | 133-147 |
| 363889 | 20.5-22.5 | 181-199 |
| 407533 | 12.1-12.4 | 107-110 |

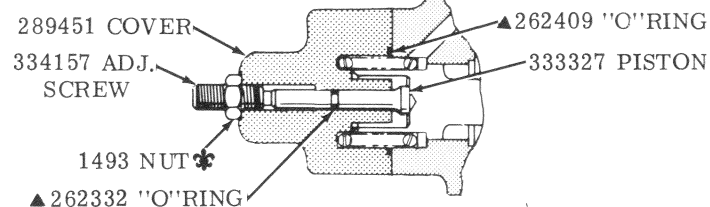
| ■PLUG INSTALLATION TABLE | | | |
|--------------------------|----------|----------|----------|
| MODEL | "A" PLUG | "B" PLUG | "C" PLUG |
| DG5S4-10*-70 | DOES | 30560 | --- |
| DG5S4-10*-E-70 | NOT | 7074 | 30560 |
| DG5S4-10*-X-70 | EXIST | OUT | --- |
| DG5S4-10*-X-E-70 | | | |
| DG5S4-10*-K/R/S-70 | 161809 | | |
| DG5S4-10*-E-K/R/S-70 | 113000 | 7074 | 30560 |
| DG5S4-10*-X-K/R/S-70 | | | |
| DG5S4-10*-X-E-K/R/S-70 | 113000 | | |

SEAL KIT NOTE
Valves are manufactured with F3 seals used internally. Interface seals are std Nitrile material and are converted to F3 in seal kit. All seal kit seals are F3.

| MODEL | ○ SPRING |
|---------|----------|
| -K-M-70 | 247287 |
| -R-M-70 | 276428 |
| -S-M-70 | 432353 |

▲INCLUDED IN F3 SEAL KIT 920315
*INCLUDED IN PLUG KIT 941263
◇INCLUDED IN FASTENER KIT 941262
○USED ON CHECK VALVE MODELS ONLY
■PLUG TORQUES (SEE TABLE)
◆NOT AVAILABLE FOR SALE
*AVAILABLE ONLY IN KIT OF 25 EACH
- SAE STRAIGHT THREAD PLUGS USED ON EXTERIOR OF VALVE
- PARTS INCLUDED IN SERVICE KITS NOT SOLD SEPARATELY

STROKE ADJUSTMENT PARTS
(EITHER END OF VALVE OR BOTH ENDS)



289451 COVER
334157 ADJ. SCREW

1493 NUT

▲262332 "O" RING

▲262409 "O" RING

333327 PISTON