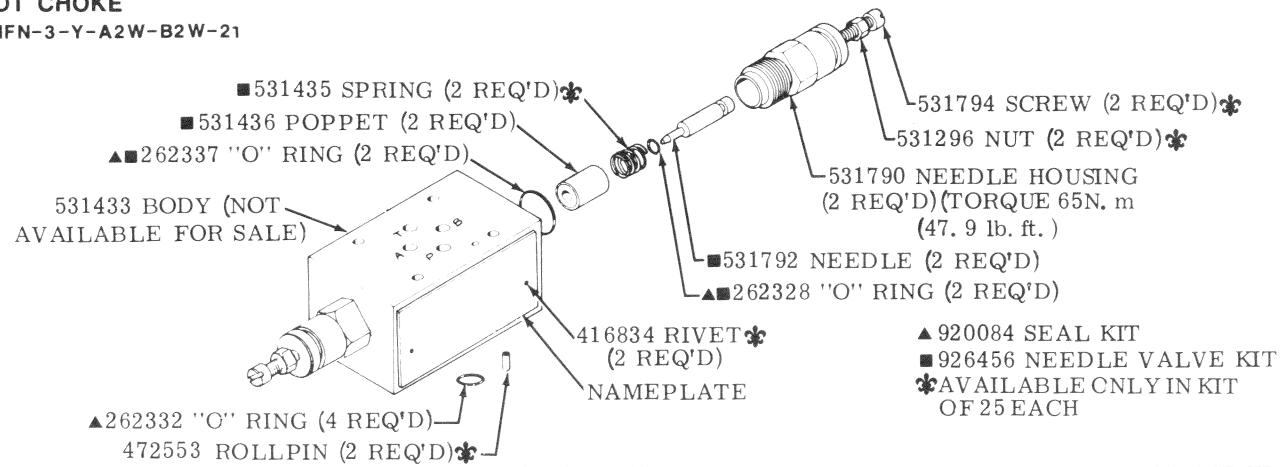
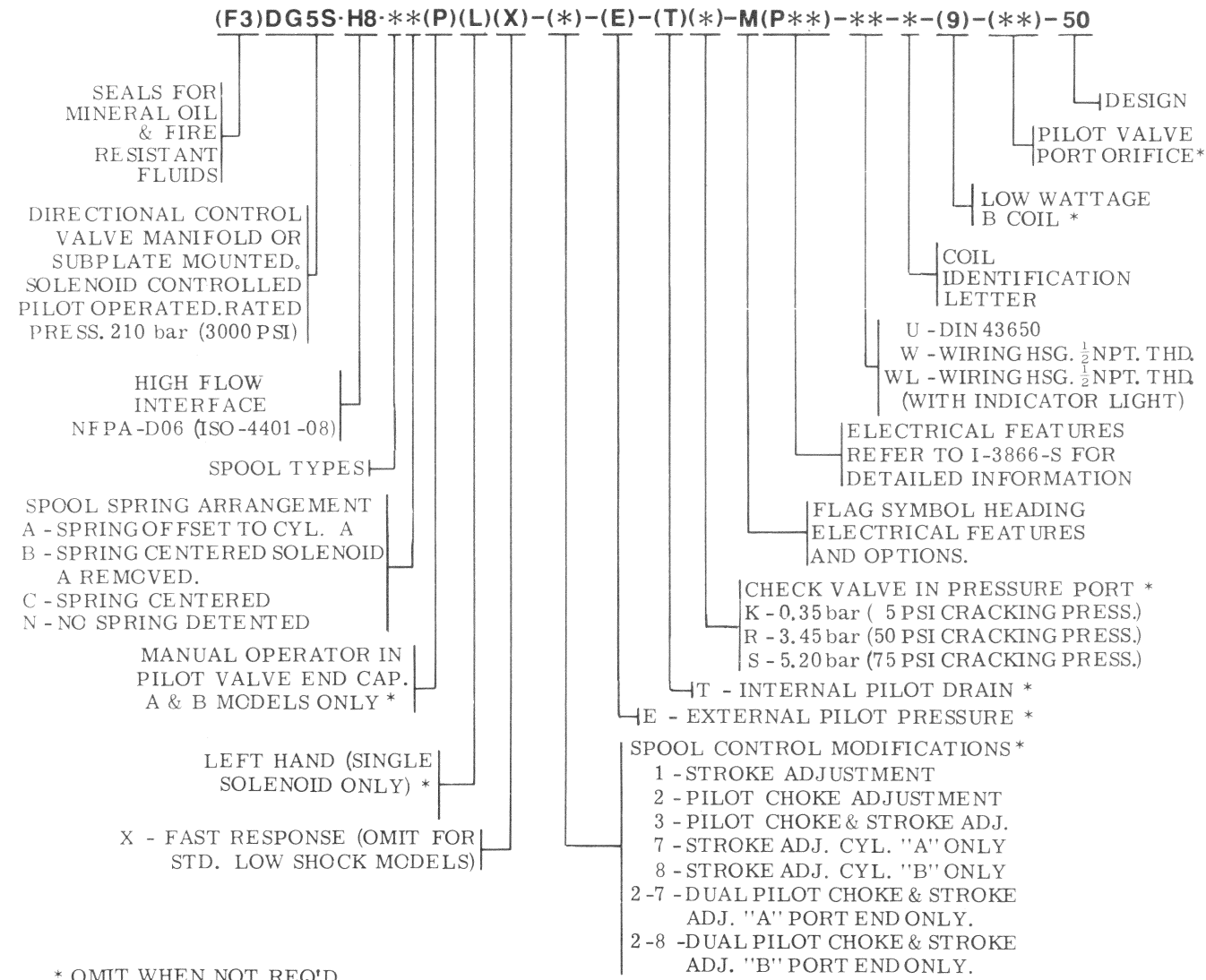


**PILOT CHOKE**  
DGMFN-3-Y-A2W-B2W-21




**MODEL CODE BREAKDOWN**



# Service Parts Information

**Solenoid Controlled  
Pilot Operated  
Directional Valves**

DG5S-H8-\*\*-\*\*-M\*\*-\*\*-50



Vickers, Incorporated

1401 Crooks Road  
Troy, Michigan 48084

Released 5-1-86

I-3868-S

For satisfactory service life of these components, use full flow filtration to provide fluid which meets ISO cleanliness code 18/15 or cleaner. Selections from Vickers OFP, OFR, and OFRS series are recommended.

MAIN STAGE SPOOL	AVAILABLE VALVE TYPE	SPOOL	MAIN STAGE ID PLATE	
			A ONLY	B/C/N
DG5S-H8-0		786350		400976
DG5S-H8-1		*786557		400977
DG5S-H8-2		786349		400978
DG5S-H8-3		*786558		400979
DG5S-H8-4		628162		400980
DG5S-H8-6	A/B/C/N	786559	400975	400981
DG5S-H8-8		627221		400980
DG5S-H8-9		786561		400976
DG5S-H8-11		*786557		632700
DG5S-H8-31		*786558		580475
DG5S-H8-33		786562		400981

PILOT STAGE ATTACHING BOLTS BOLT KIT INCLUDES 4 BOLTS	
MODEL	BOLT KIT
W/OUT PILOT CHOKE	255699
WITH PILOT CHOKE	466838
TORQUE TO 4.5-5.7 N. m (39.8 - 50.4 lb. in.)	
SEE BACK PAGE FOR PILOT CHOKE PARTS BREAKDOWN	

PLUG	TORQUES (OILED)	
	N. m	lb. in.
113000	5.0- 5.9	45-52
237588	15.0-16.0	133-142
343740	9.8-10.2	87-90
398071	12.1-12.4	107-110

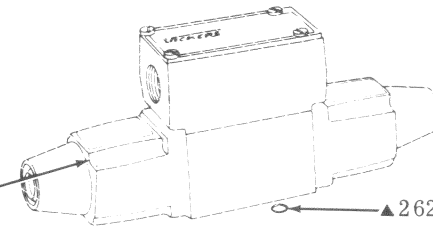
PLUG INSTALLATION TABLE			
MODEL	"A" PLUG	"B" PLUG	"C" PLUG
DG5S-H8-**-50		237588	
DG5S-H8-**-E-50	DOES NOT EXIST	113000	237588
DG5S-H8-**-X-50		OUT	
DG5S-H8-**-X-E-50		113000	
DG5S-H8-**-KRS-50	237588	DOES NOT EXIST	
DG5S-H8-**-E-KRS-50	113000		237588
DG5S-H8-**-X-KRS-50			
DG5S-H8-**-X-E-KRS-50	113000		

\*113000 SOLID PLUG      \*237588 ORIFICE PLUG

\*NOTE  
ASSEMBLE TYPE 1 & 3 SPOOLS WITH NARROW CENTER LAND TOWARD "A" END OF VALVE. "A" END IS DEFINED AS BEING CLOSEST TO CYL. PORT "A". TYPES 11 & 31 SPOOLS ARE INSTALLED IN REVERSE OF TYPES 1 & 3, WITH NARROW CENTER LAND TOWARD "B" END OF VALVE.

- ▲ INCLUDED IN F3 SEAL KIT 920311
- \* INCLUDED IN PLUG KIT 941167
- ◇ INCLUDED IN FASTENER KIT 941175
- ◆ NOT AVAILABLE FOR SALE
- ⊖ USED ON CHECK VALVE MODELS ONLY
- PLUG TORQUES (SEE TABLE)
- ✱ AVAILABLE ONLY IN KIT OF 25 EACH

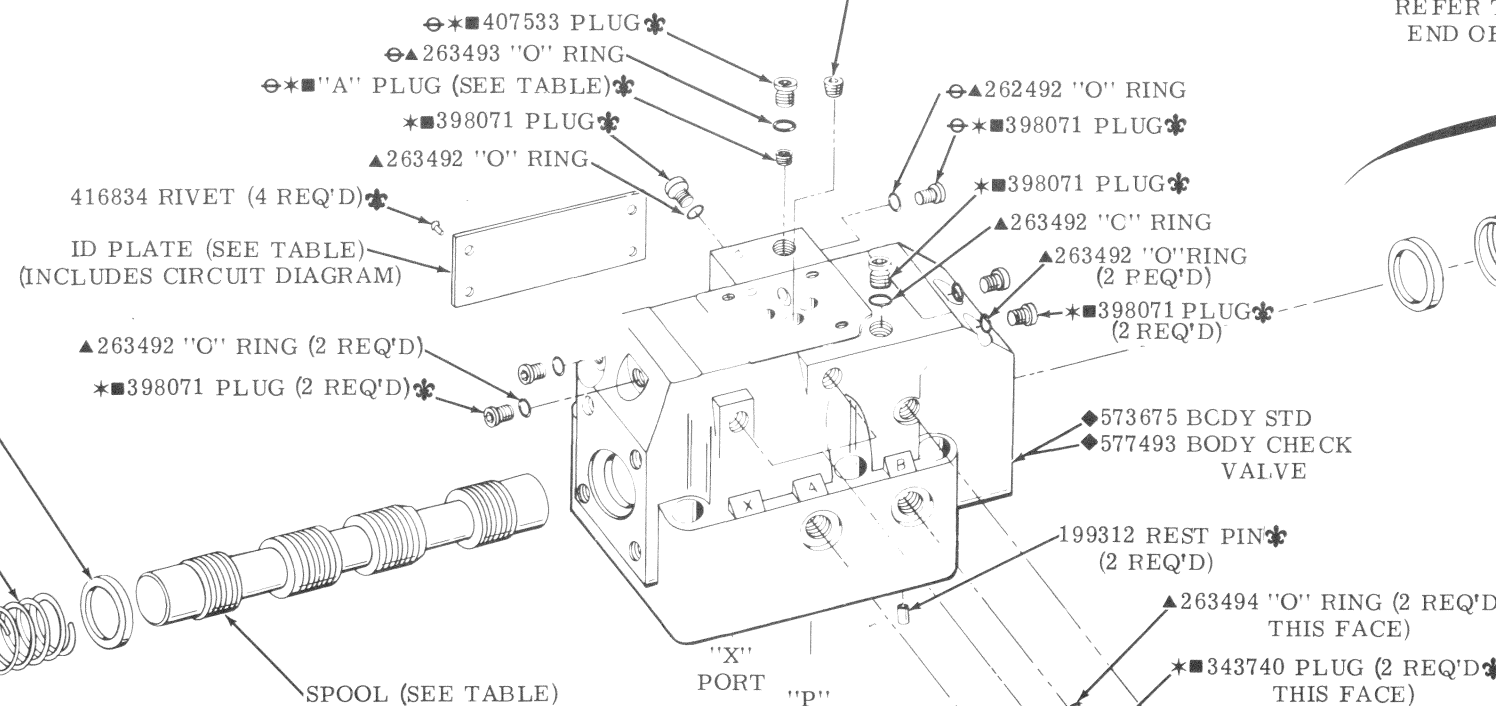
THIS SOLENOID REMOVED ON R. H. "A" AND "B" MODELS. REFER TO SERVICE DWGS FOR L. H. MODELS.



▲ 262332 "C" RING (REF.) (4 REQ'D)

\* 471119 SET SCREW - REMOVE FOR INTERNAL PILOT DRAIN, "T" IN MODEL CODE. BOND IN PLACE WITH LOCTITE H/S OR EQUIVALENT ON EXTERNAL PILOT DRAIN MODELS.

REFER TO OTHER END OF VALVE



- PARTS PREFIXED WITH SYMBOL AVAILABLE ONLY IN KITS
- ALL THREADED FASTENERS ARE METRIC.
- END COVER SCREWS ARE METRIC GRADE 12. 9.

REMOVE BOTH ENDS WITH SPRING OFFSET PILOT MODELS ONLY

786523 WASHER (2 REQ'D)  
783665 SPRING (2 REQ'D)

▲ 262403 "O" RING (2 REQ'D)  
573674 COVER (2 REQ'D)

◇ 470844 SCREW (8 REQ'D)  
TORQUE 49-50 N. m  
(36 - 44 lb. ft.)

▲ 263492 "O" RING (2 REQ'D)  
\* 398071 PLUG (2 REQ'D)

◆ 573675 BCDY STD  
◆ 577493 BODY CHECK VALVE

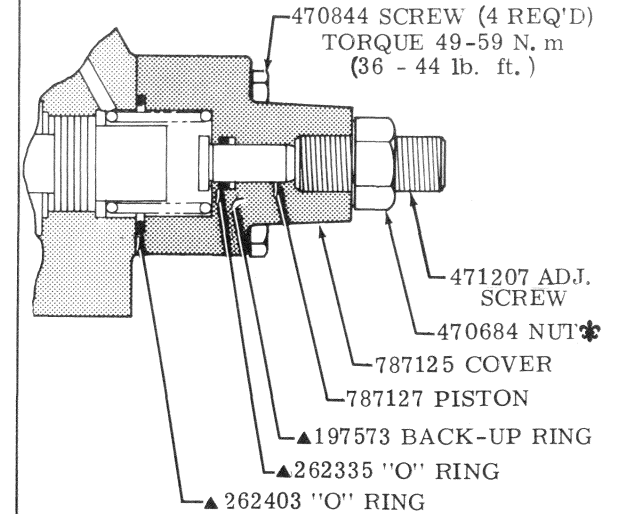
199312 REST PIN (2 REQ'D)

▲ 263494 "O" RING (2 REQ'D THIS FACE)  
\* 343740 PLUG (2 REQ'D THIS FACE)

\* "C" PLUG (SEE TABLE)  
▲ 262389 "O" RING (X & Y PORT)  
\* "B" PLUG (SEE TABLE)  
⊖ SPRING (SEE TABLE)  
⊖ 580449 VALVE  
⊖ 579693 SEAT  
▲ 262394 "O" RING (4 REQ'D) (A, B, P & T PORT)

MODEL	⊖ SPRING	COLOR CODE
-K-	398130	
-R-	398131	YELLOW
-S-	398132	RED

PARTS SHOWN INCLUDED IN 941156 STROKE ADJUSTMENT KIT. ORDER 2 KITS IF STROKE ADJUSTMENT IS REQUIRED FOR BOTH ENDS.



470844 SCREW (4 REQ'D)  
TORQUE 49-59 N. m  
(36 - 44 lb. ft.)

471207 ADJ. SCREW  
470684 NUT

787125 COVER  
787127 PISTON

▲ 197573 BACK-UP RING  
▲ 262335 "O" RING

▲ 262403 "O" RING