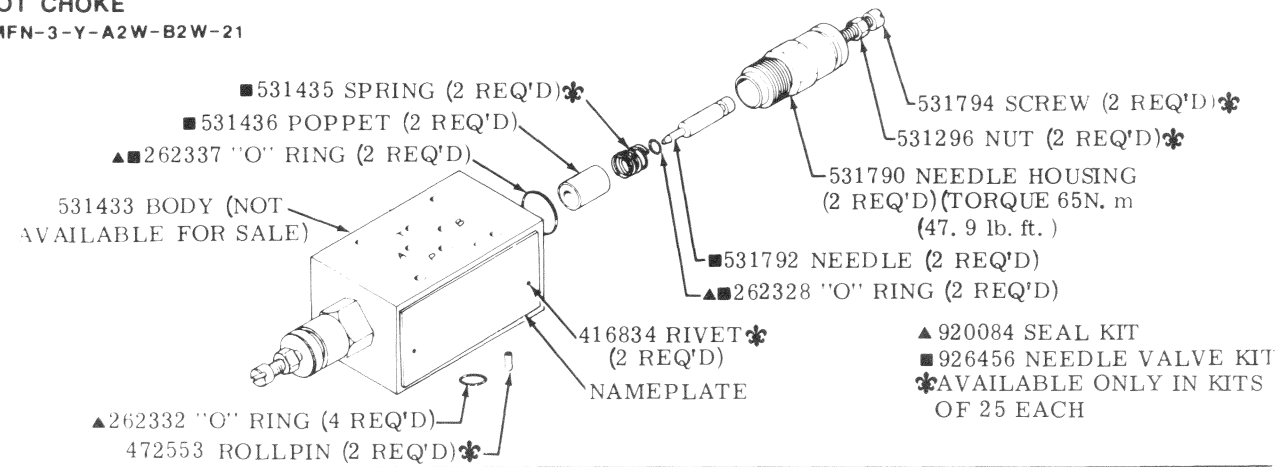
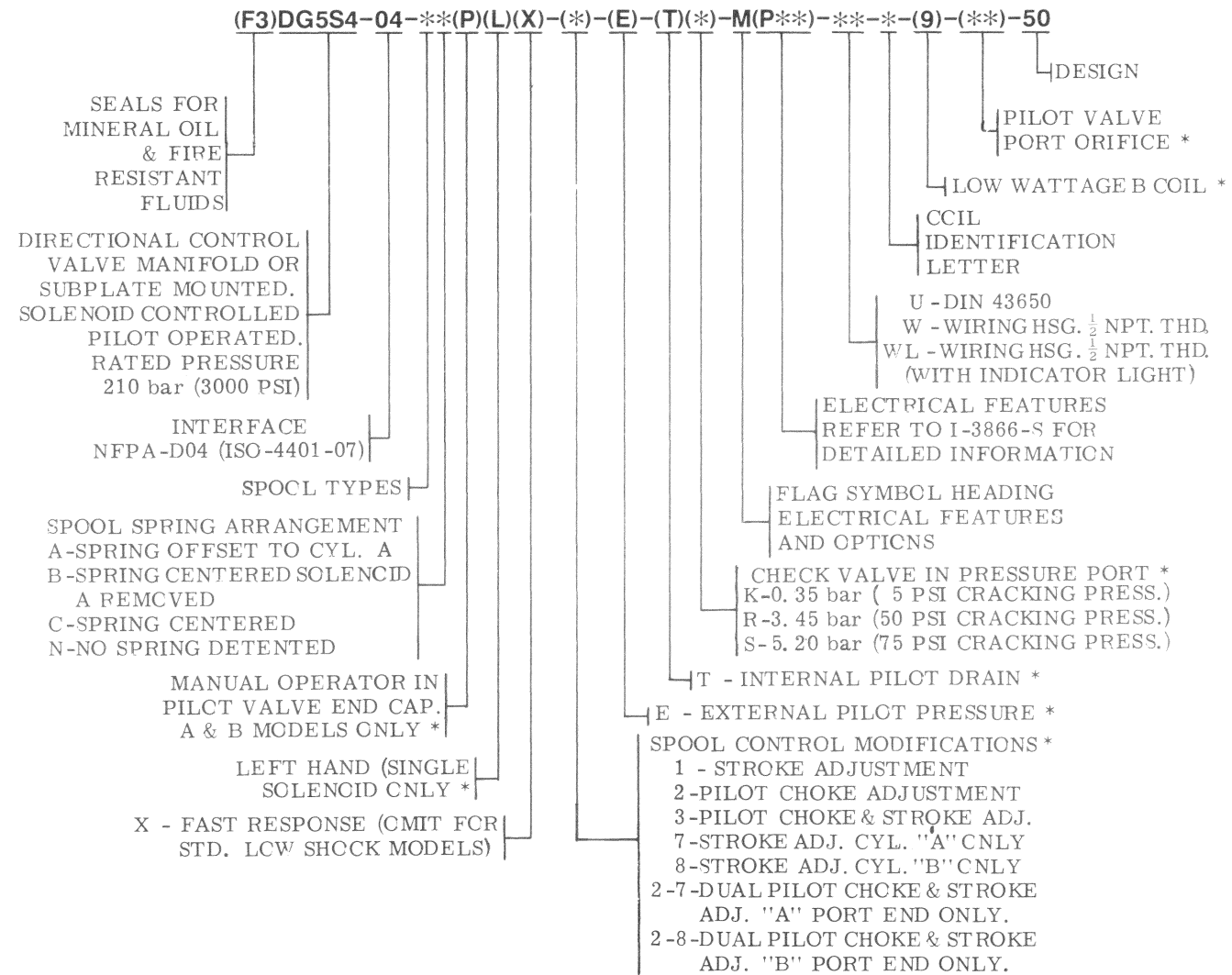


PILOT CHOKE
DGMFN-3-Y-A2W-B2W-21



MODEL CODE BREAKDOWN




* - OMIT WHEN NOT REQ'D



Service Parts Information

**Solenoid Controlled
Pilot Operated
Directional Valves**

DG5S4-04-**-*-M-**-*-50



Vickers, Incorporated

1401 Crooks Road
Troy, Michigan 48084

Released 5-1-86

I-3867-S

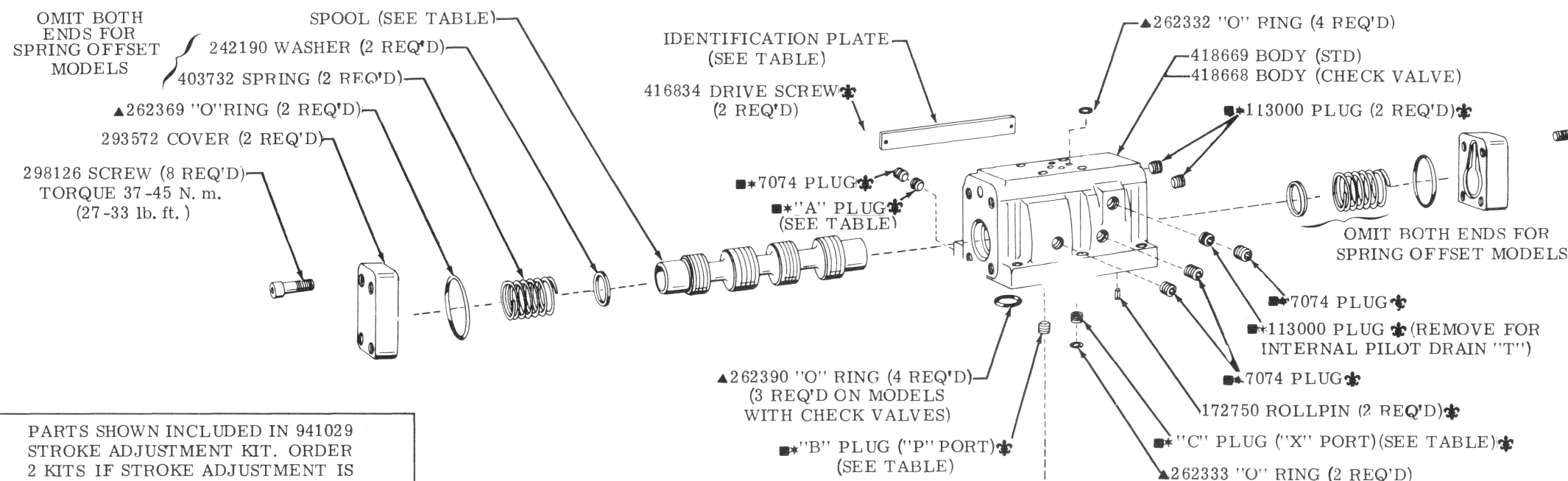
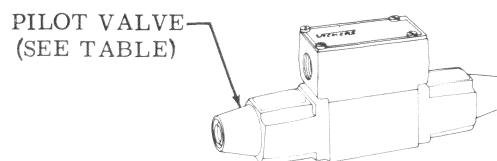
For satisfactory service life of these components, use full flow filtration to provide fluid which meets ISO cleanliness code 18/15 or cleaner. Selections from Vickers OFP, OFR, and OFRS series are recommended.

Litho in U. S. A.

VALVE MODEL CODE	MAIN STAGE SPOOL TYPE	PILOT VALVE MODEL CODE	SERVICE DWG.
DG5S4-04*A-M-*-50	0, 1, 2, 3, 6, 9, 11, 31, 33 4 & 8	DG4V-3-2A-M-*-40 DG4V-3-28A-M-*-40	I-3861-S
DG5S4-04*B-M-*-50	0, 1, 2, 3, 6, 9, 11, 31, 33 4 & 8	DG4V-3-6B-M-*-40 DG4V-3-68B-M-*-40	I-3862-S
DG5S4-04*C-M-*-50	0, 1, 2, 3, 6, 9, 11, 31, 33 4 & 8	DG4V-3-6C-M-*-40 DG4V-3-68C-M-*-40	I-3863-S
DG5S4-04*N-M-*-50	0, 1, 2, 3, 6, 9, 11, 31, 33 4 & 8	DG4V-3-6N-M-*-40 DG4V-3-68N-M-*-40	I-3865-S

PILOT STAGE ATTACHING BOLTS BOLT KIT INCLUDES 4 BOLTS	
MODEL	BOLT KIT
W/OUT PILOT CHOKE	255698
WITH PILOT CHOKE	466851
TORQUE TO 5.6 N. m MAX. (45 - 50 lb. in.)	
SEE BACK PAGE FOR PILOT CHOKE PARTS BREAKDOWN	

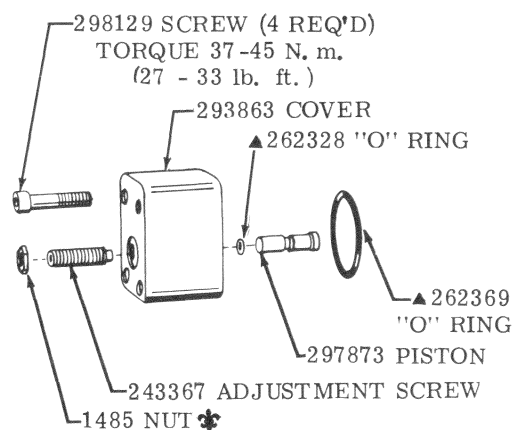
■ PLUG INSTALLATION TABLE			
MODEL	"A" PLUG	"B" PLUG	"C" PLUG
DG5S4-04-*-M-*-50	DOES NOT EXIST	367427	OUT
DG5S4-04-*-X-M-*-50		OUT	OUT
DG5S4-04-*-E-M-*-50			367427
DG5S4-04-*-X-E-M-*-50		113000	OUT
DG5S4-04-*-K/R/S-M-*-50	367427		OUT
DG5S4-04-*-X-K/R/S-M-*-50	OUT		367427
DG5S4-04-*-E-K/R/S-M-*-50	113000		OUT
DG5S4-04-*-X-E-K/R/S-M-*-50			OUT
*113000 SOLID PLUG		*367427 ORIFICE PLUG	



■ PLUG TORQUES (OILED)		
PLUG	N. m	lb. in.
7074	8.5-9.6	75-85
113000	5.0-5.9	45-52
367427	5.0-5.9	45-52

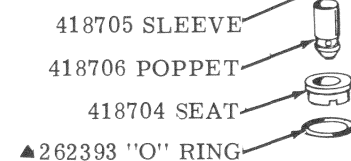
*INCLUDED IN PLUG KIT 926545 ▲INCLUDED IN F3 SEAL KIT 920314

PARTS SHOWN INCLUDED IN 941029 STROKE ADJUSTMENT KIT. ORDER 2 KITS IF STROKE ADJUSTMENT IS REQUIRED FOR BOTH ENDS.



STROKE ADJUSTMENT PARTS (EITHER END OR BOTH)

MODEL	SPRING
DG5S4-K	426859
DG5S4-R	418675
DG5S4-S	432350



MODELS WITH CHEC. VALVE ONLY

MAIN STAGE SPOOL	AVAILABLE VALVE TYPE	SPOOL	MAIN STAGE ID PLATE	
			A ONLY	B/C/N
DG5S4-040		399891		433852
DG5S4-041		*431972		400963
DG5S4-042		399892		433853
DG5S4-043		*399893		433854
DG5S4-044		413481		433855
DG5S4-046	A/B/C/N	399894	433851	433856
DG5S4-048		399896		433855
DG5S4-049		413483		433852
DG5S4-0411		*431972		400963
DG5S4-0431		*399893		400963
DG5S4-0433		399897		433856

*NOTE

ASSEMBLE TYPE 1 & 3 SPOOLS WITH NARROW CENTER LAND TOWARD 'A' END OF VALVE. 'A' END IS DEFINED AS BEING CLOSEST TO CYL. PORT 'A'. TYPES 11 & 31 SPOOLS ARE INSTALLED IN REVERSE OF TYPES 1 & 3, WITH NARROW CENTER LAND TOWARD 'B' END OF VALVE.