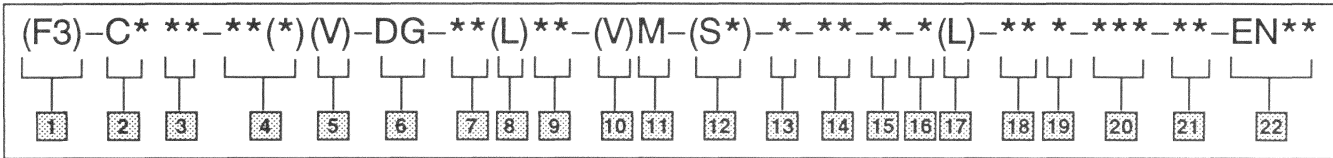


Model Code



1 Seals for mineral oil & fire resistant fluids

2 Relief valve connections

G - Subplate mounting
S - Straight threads
T - NPTF threads

3 Valve size

06 - 3/4"
10 - 1-1/4"

4 Pressure range

B - 125-1000 psi
C - 500-2000 psi
F - 1500-3000 psi
E - Vent

5 High vent

Blank - Omit for low vent models

6 Directional valve

7 Spool type & spring arrangement

0A(L) - Spring offset

8 Left hand build

Omit for standard models

9 Manual override options (included in pilot valve model code)

Blank - Plain override solenoid ends only
H - Waterproof override solenoid ends only
H2 - Waterproof override both ends of single solenoid
M - Serviceable manual overrides in solenoid ends only
P2 - Plain override both ends of single solenoid
Y - Lockable manual overrides solenoid ends only
Z - No overrides in either end

10 Solenoid energization identity

Blank - Standard arrangement for ANSI B93.9 (energise solenoid A for flow P to A port)

V - Solenoid identification determined by position of solenoid. (Solenoid A at port A end and/or solenoid B at port B end. (All 4 & 8 spools are always V code)

11 Flag symbol heading electrical options & features

12 Spool position monitoring switch (tank pressure rating 10 bar only)

S1 - Switch, normally open, U coils only
S2 - Switch, normally closed, U coils only
S3 - Switch, wired normally open, P*
S4 - Switch, wired normally closed, P*
S5 - Switch, free leads, FW & FJ only
Omit if not required

13 Coil type

U - ISO 4400
P - Plug in coil
F - Flying lead
SP1 - Single 6,3 series spade to IEC 760
SP2 - Dual 6,3 series spade to IEC 760

14 Electrical connections (F type coil only) omit if not required

T - Wired terminal block
PA - Instaplug male receptacle only
PB - Instaplug male & female receptacle
PA3 - Three pin connector & terminal block
PA5 - Five pin connector & terminal block

15 Housing (F type coils only)

W - 1/2 NPT thread wiring housing
J - 20 mm thread wiring housing

16 Electrical options

1 - ISO with fitted plug, U type coils only
7 - Surge damper, P type coils only
9 - Rectifier (fast type) P type coils only
12 - Rectifier (slow type) P type coils only

17 Solenoid indicator lights (F build only) To be used with T terminal block models. (Omit if not required)

18 Coil identification

19 Pilot valve code (tank pressure rating)

2 - 10 bar (145 psi) use with switch models S*
5 - 100 bar (1450 psi) for all other models

20 Pilot valve port orifices

21 Design

40 - DG4V3S-60
Standard pilot valve
50 - DG4V3-60
High performance pilot valve

22 Special modifications (omit if not required)

7 Thru **20** included in pilot valve model code




Service Data



Multi-Pressure Relief Valves

(F3)-C/G/S/T-06/10**(*)-(V)-DG-OA(L)**-(V)M-(S*)*****-(L)*****-40/50



Vickers Incorporated
A TRINNOVA Company
5445 Corporate Drive
P. O. Box 302
Troy, Michigan 48007-0302
U.S.A.

NOTE: Lubricate all parts & seals with a thin coat of oil at assembly.

DG4V3(S)-OA(L)-60 Pilot valve (Refer to parts drawing for detailed information).

255698 Bolt kit (Torque 4.5-5.6 N.m.) 40-50 lb.in. (Pilot valve to adapter plate mounting) Not shown

255651 Bolt kit (Torque 14.9-20.3 N.m.) 11-15 lb.ft. (Adapter plate to cover mounting)

422814 Adapter plate

▲ 113000 Plug (4 Req'd)

△▲ 262334 "O"Ring (4 Req'd)

○● Cover (see table)

○● 290057 Piston (2 Req'd)

○● Cover spring (see table)

○●△▲ 262332 "O"Ring (2 Req'd)

○●△▲ 197570 BU-Ring (2 Req'd)

○● 370701 Plunger (2 Req'd)

○● *▲ 292230 ADJ. screw (2 Req'd)

○● *▲ 1485 Locknut (2 Req'd)

○● *▲ 283949 Lockscrew (2 Req'd)

○● □▲ 64520 Washer (As req'd)

○● □▲ 326317 Washer (As req'd)

* NOTE: Coat 292230 ADJ. screw, 283949 lockscrew and 1485 locknut with oil prior to assembly.

□ NOTE: These parts used at final test to obtain correct pressure range.

Model	Seat	Hydrocone	Lo-Vent spring	Hi-Vent spring	Cover
C*-06	343153	343154	2077	184458	● 370666
C*-10	283954	283952	291822	291821	○ 370671

NOTE: Use either a Lo-Vent or Hi-Vent spring. Do not use both. (See model code)

WARNING

Use only a DG4V3(S)-OA-60 or DG4V3(S)-OAL-60 directional valve as a pilot for this relief valve. Use of a different pilot can block relief valve, causing excessive system pressure.

○●△▲ 263497 "O"Ring (2 Req'd)

○●▲ 329463 Plug (3 Req'd) Torque 52.8-58.3 N.m. (39-43 lb. ft.)

○ 294656 Restrictor plug (2 Req'd) C*-10 only

○● 285601 Seat (2 Req'd) Assemble cross hole facing up

▲ 226816 Rollpin

Lockwasher (see table)

Screw (see table)

▲ 113000 Plug (C*-06 5 Req'd)

○ (C*-10 7 Req'd)

○● 370839 Warning plate

○●▲ 227405 Screw (4 Req'd)

Hi-Vent spring (C*-10) See table

Lo-Vent spring (C*-06/10) See table

Hi-Vent spring (C*-06 only) See table

Hydrocone (see table)

Seat (see table)

△▲ 262361 "O"Ring (C*-06)

262367 "O"Ring (C*-10)

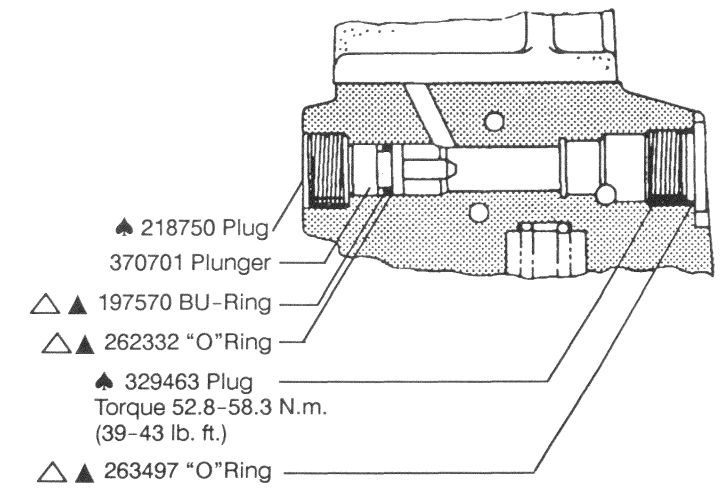
NOTE:

For satisfactory service life of these components in industrial applications, use full flow filtration to provide fluid which meets ISO cleanliness code 18/15 or cleaner. OFP, OFR, and OFRS series filters are recommended.

Model	Screw (4 Req'd)	Torque		Lock washer (4 Req'd)
		lb. ft.	N.m	
C*-06	1036	11-15	14.9-20.3	68907
C*-10	1076	35-43	47.5-58.3	68909

Model	Cover spring	Pressure range psi (bar)
C*-**-B	2280	125-1000 (8.5-70)
C*-**-C	583937	500-2000 (35-140)
C*-**-F	2281	1500-3000 (105-210)

Sectional "E" vent head 1 or 3



▲ 218750 Plug

370701 Plunger

△▲ 197570 BU-Ring

△▲ 262332 "O"Ring

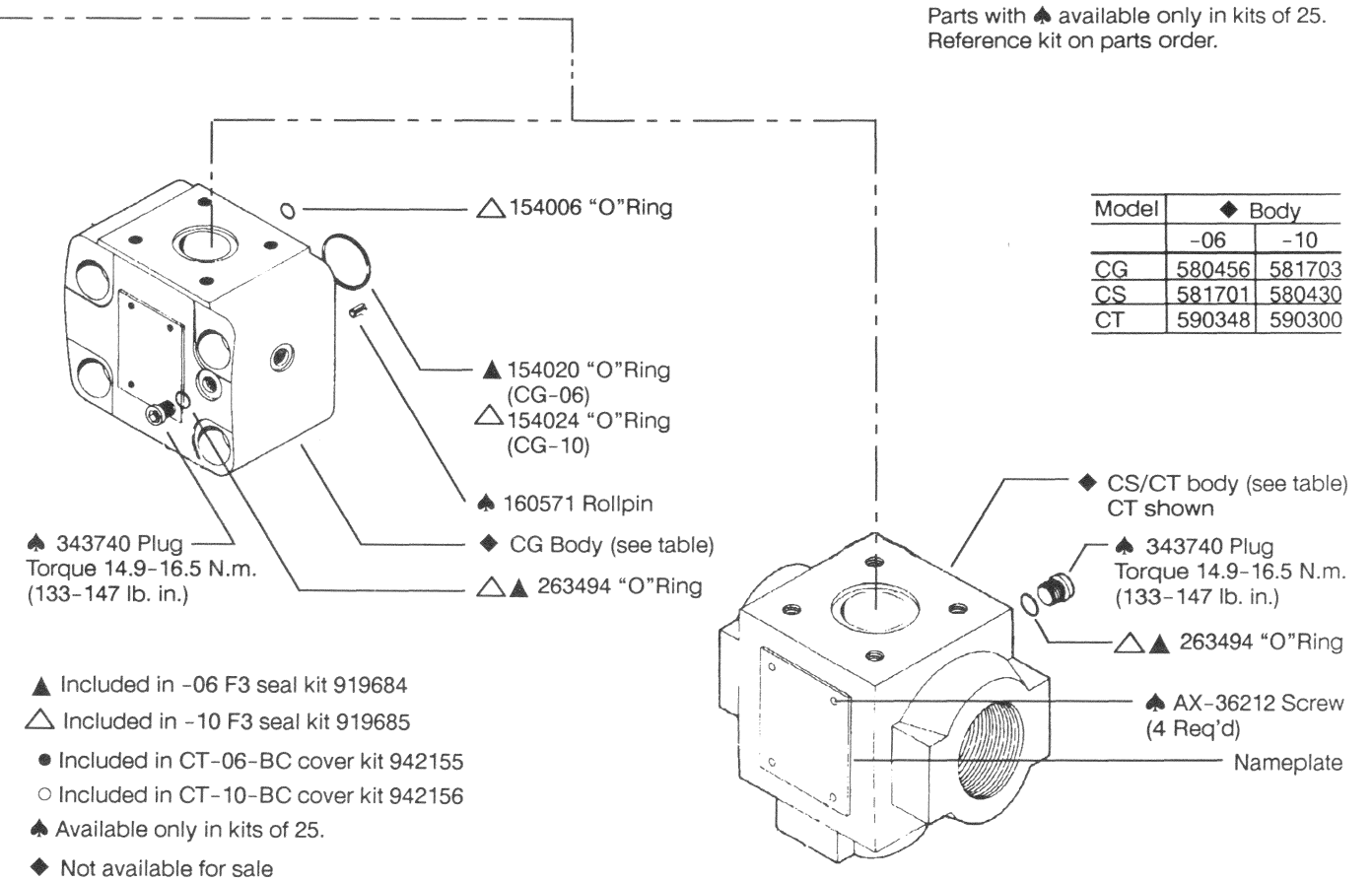
▲ 329463 Plug

Torque 52.8-58.3 N.m. (39-43 lb. ft.)

△▲ 263497 "O"Ring

▲ Part	Kit
1485	944064
AX-36212	944053
64520	944068
113000	944055
160571	944069
218750	944070
226816	944071
227405	944074
292230	944072
326317	944073
329463	944041
343740	944038

Parts with ▲ available only in kits of 25. Reference kit on parts order.



△ 154006 "O"Ring

▲ 154020 "O"Ring (CG-06)

△ 154024 "O"Ring (CG-10)

▲ 160571 Rollpin

▲ 343740 Plug Torque 14.9-16.5 N.m. (133-147 lb. in.)

◆ CG Body (see table)

△▲ 263494 "O"Ring

Model	◆ Body	
	-06	-10
CG	580456	581703
CS	581701	580430
CT	590348	590300

◆ CS/CT body (see table) CT shown

▲ 343740 Plug Torque 14.9-16.5 N.m. (133-147 lb. in.)

△▲ 263494 "O"Ring

▲ AX-36212 Screw (4 Req'd)

Nameplate

▲ Included in -06 F3 seal kit 919684

△ Included in -10 F3 seal kit 919685

● Included in CT-06-BC cover kit 942155

○ Included in CT-10-BC cover kit 942156

▲ Available only in kits of 25.

◆ Not available for sale