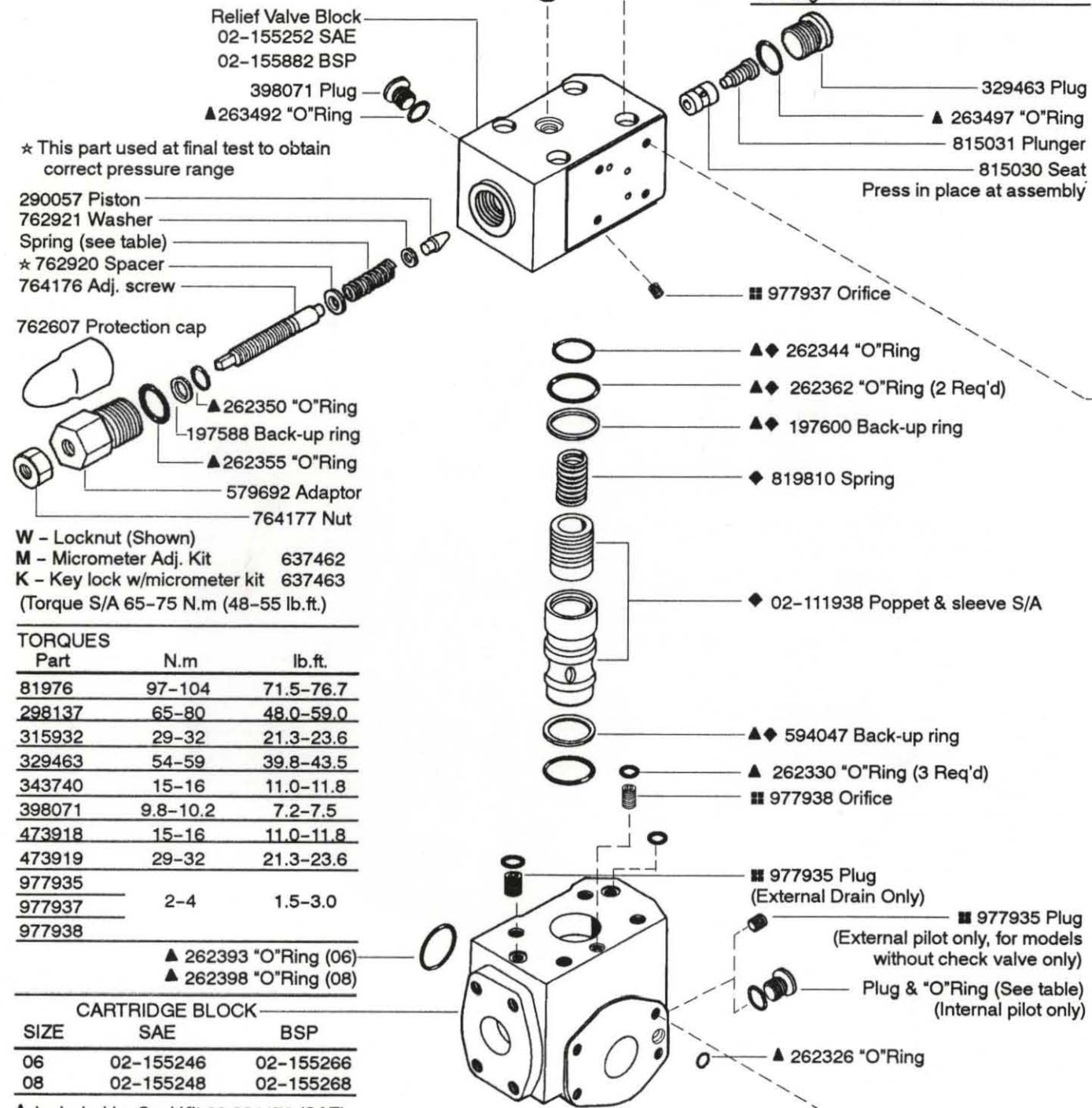


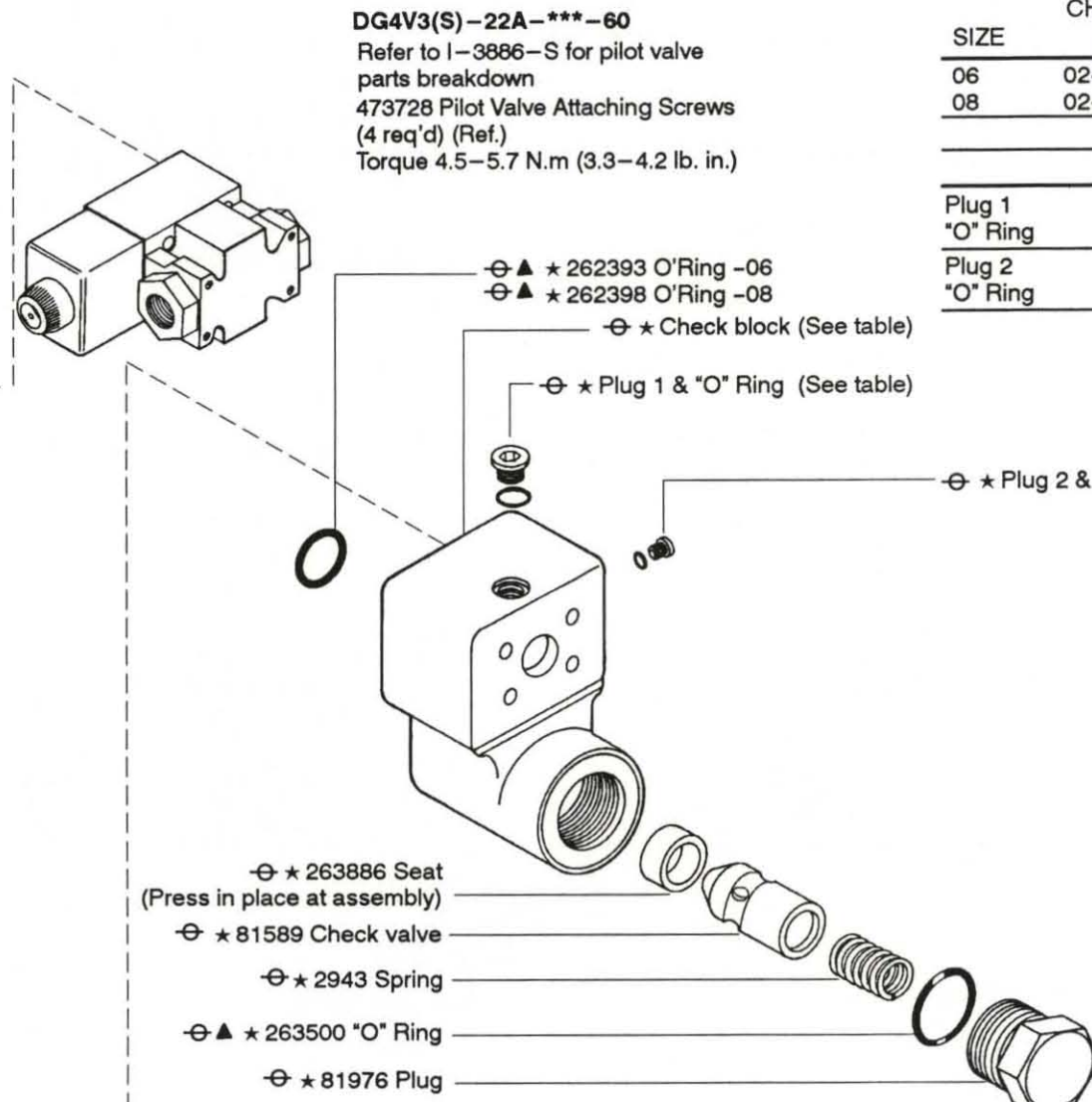
UPF2S-(C)-06/08

CODE	SPRING	MAX. PRESSURE bar (psi)
A	849639	70 (1000)
B	762928	125 (1800)
F	762929	207 (3000)
G	762930	275 (4000)



- ▲ Included In Seal Kit 02-301170 (SAE)
- Included In Seal Kit 02-301171 (BSP)
- ◆ Included In Cartridge S/A
- Included In Press. Adj. S/A
- Bond in place with Loctite 222 or equivalent

Parts prefixed with symbols available only in kits.



SIZE	CHECK BLOCK	
	SAE	BSP
06	02-155888	02-301071
08	02-155889	02-301072

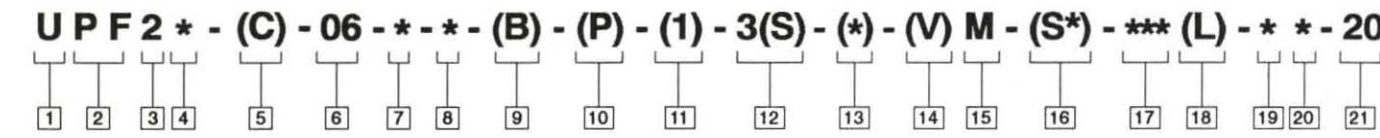
	SAE	BSP
	Plug 1 "O" Ring	315932 ▲ 263496
Plug 2 "O" Ring	398071 ▲ 263492	

◆ CHECK BLOCK S/A (Includes all parts shown plus shipping parts)

SIZE	SAE	BSP
06	02-304025	02-304026
08	02-304027	02-304028

* These parts omitted for models without "C" check valves.


MODEL CODE BREAKDOWN



- 1 Valve Function**
U - Unloading valve
- 2 Mounting Type**
PF - Pump flange mounting
- 3 Unit type**
2 - Single pressure with vent
- 4 Flange Type**
S - SAE J518C 4-bolt flange standard series code 61 (All sizes)
V - SAE J518C 4-bolt high pressure code 62 (12 size only)
- 5 Integral Check Valve** (5 psi cracking pressure only)
Blank - Without integral check
C - With integral check. Not available with UPF2V-12.
- 6 Valve Size**
06 - 3/4 inch
08 - 1 inch
10 - 1 1/4 inch
12 - 1 1/2 inch
- 7 Maximum Pressure Adjustment**
A - 69 bar (1000 psi)
B - 124 bar (1800 psi)
F - 245 bar (3550 psi)
G - 275 bar (4000 psi)
350 bar (5000 psi) - (UPF2V-12 models only)
- 8 Control Type**
W - Screw adjust with locknut
K - Micrometer adjust with keylock
M - Micrometer adjust w/o keylock
- 9 Thread Type (remote control/vent connection)**
Blank - SAE-6 O-ring boss port (.5625-18 UNF-2B thd.)
B - BSP-G 1/4 (1/4" BSPF)
- 10 Remote Pilot**
Blank - Internal pilot
P - External pilot (For models with check valve only)
- 11 Remote Drain**
Blank - Internal drain
1 - External drain
- 12 Vent Valve**
3 - Standard performance
3S - High performance
Uses 22A type spool/spring arrangement. Other features are optional. Refer to I-3886-S for parts breakdown.
- 13 Manual Override Options**
- 14 Solenoid Energization Identification**
- 15 Electrical Options Flag**
- 16 Spool Position Monitoring Switch**
- 17 Solenoid Type/Electrical Connections**
- 18 Indicator Lights**
- 19 Coil Identification**
- 20 Tank Rating Pressure**
2 - 10 bar (145 psi) for spool position indicator models.
5 - 100 bar (1450 psi) for standard performance models, DG4V-3(S), with AC or DC solenoids.
6 - 210 bar (3045 psi) for high performance models, DG4V-3, with AC solenoids.
7 - 210 bar (3045 psi) for high performance models, DG4V-3 with DC solenoids.
- 21 Design Number, 20 series**

Flange Mounted Unloading Valves

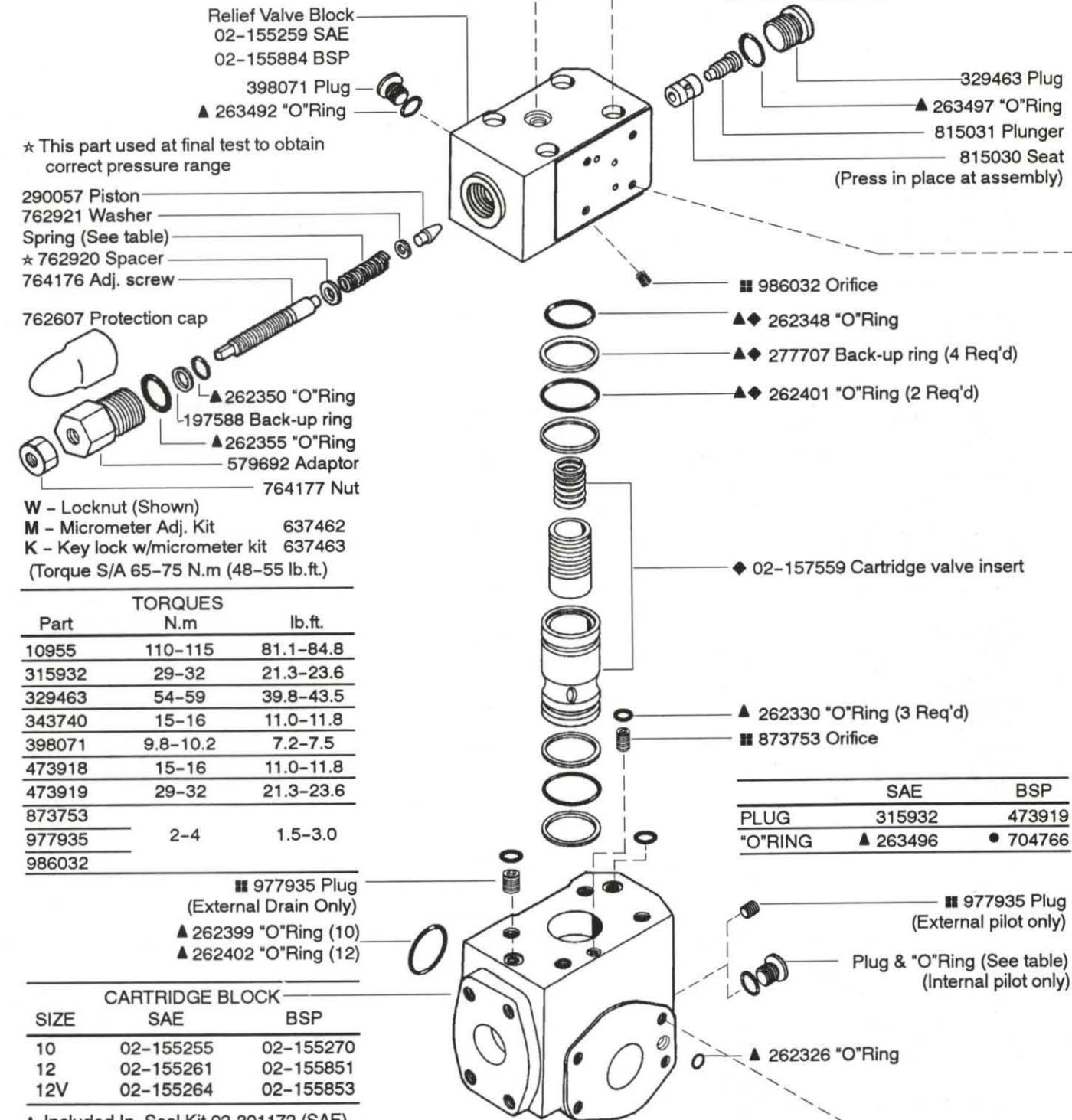
UPF2S/V-06/08/10/12-*. *-20
UPF2S-C-06/08/10/12-*. *-20 with integral check



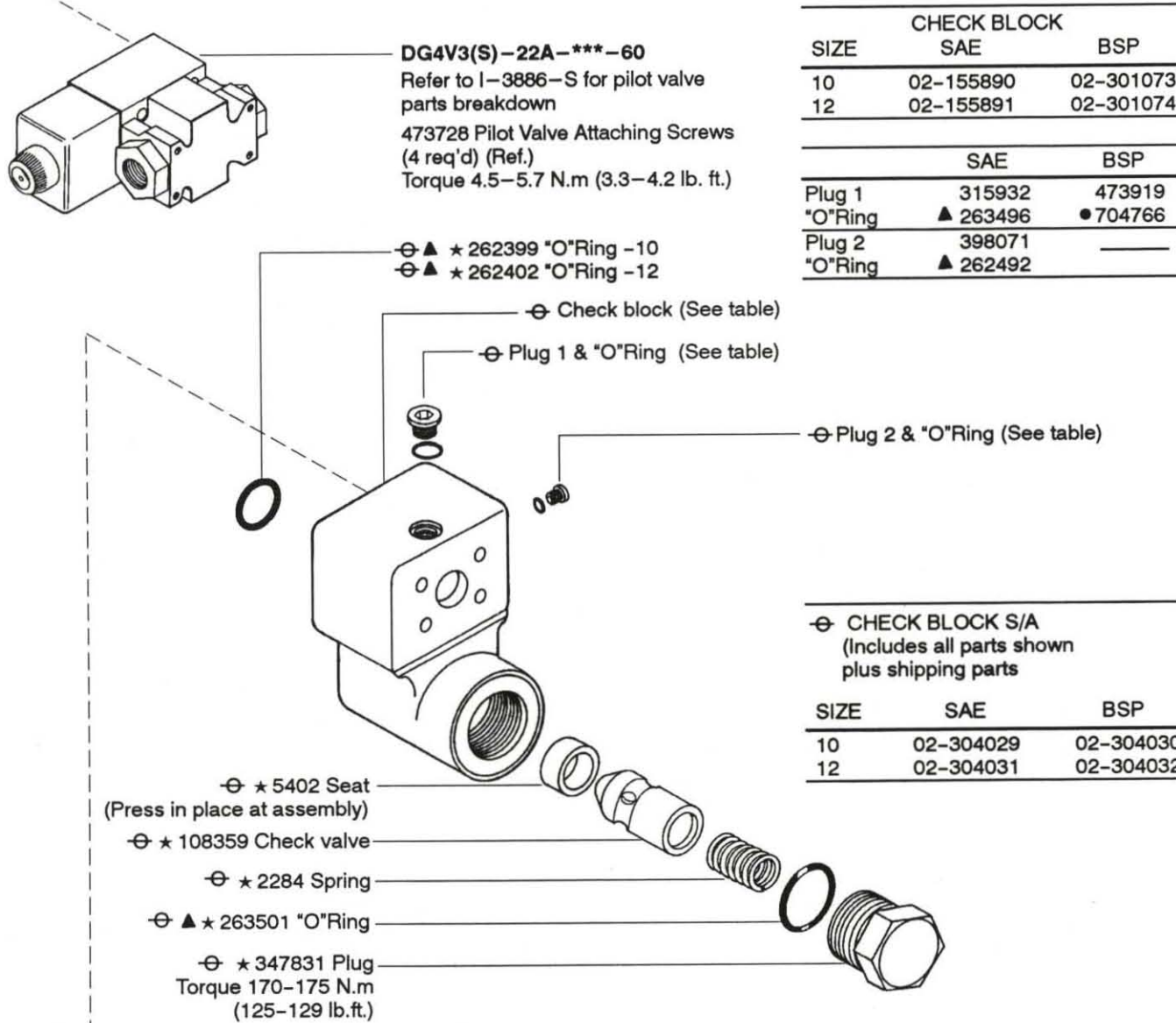
Vickers Incorporated
A TRINNOVA Company
5445 Corporate Drive
Troy, Michigan 48007-0302
U.S.A.

UPF2S-(C)-10/12

CODE	SPRING	MAX. PRESSURE bar (psi)
A	849639	70 (1000)
B	762928	125 (1800)
F	762929	207 (3000)
G	762930	275 (4000)



* These parts omitted for models without "C" check valves.



Vickers Incorporated
5445 Corporate Drive
Troy, Michigan
48007-0302
U.S.A.

▲ Included In Seal Kit 02-301172 (SAE)
● Included In Seal Kit 02-301173 (BSP)
◆ Included In Cartridge S/A
■ Included In Press. Adj. S/A
■ Bond in place with Loctite 222 or equivalent
Parts prefixed with symbols available only in kits.