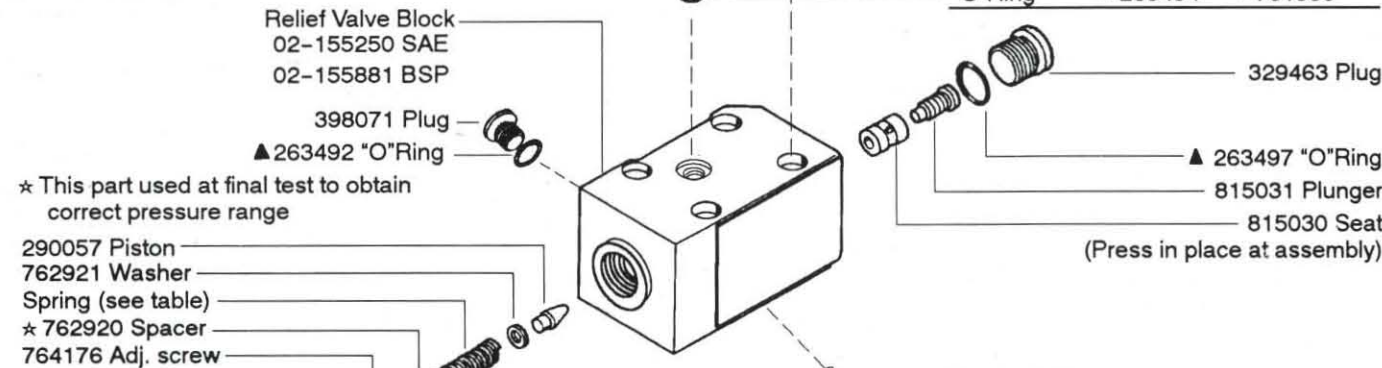


**UPF1S-(C)-06/08**

CODE	SPRING	MAX. PRESSURE bar (psi)
A	849639	70 (1000)
B	762928	125 (1800)
F	762929	207 (3000)
G	762930	275 (4000)



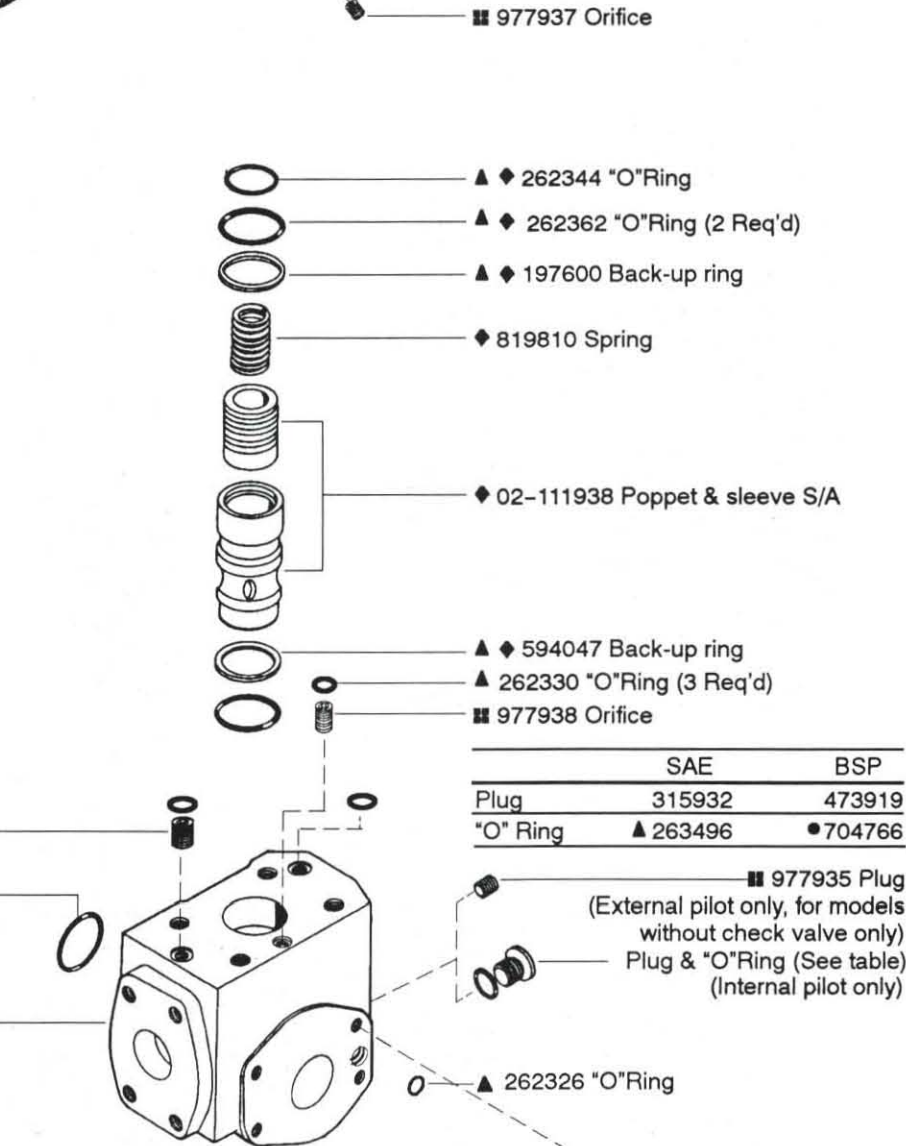
**TORQUES**

Part	N.m	lb.ft.
81976	97-104	71.5-76.7
298137	65-80	48.0-59.0
315932	29-32	21.3-23.6
329463	54-59	39.8-43.5
343740	15-16	11.0-11.8
398071	9.8-10.2	7.2-7.5
473918	15-16	11.0-11.8
473919	29-32	21.3-23.6
977935		
977937	2-4	1.5-3.0
977938		

**CARTRIDGE BLOCK**

SIZE	SAE	BSP
06	02-155246	02-155266
08	02-155248	02-155268

▲ Included in Seal Kit 02-301170 (SAE)  
● Included in Seal Kit 02-301171 (BSP)  
◆ Included in cartridge S/A  
■ Included in press. adj. S/A  
■ Bond in place with Loctite 222 or equivalent  
Parts prefixed with symbols available only in kits.



\* These parts omitted for models without "C" check valves.

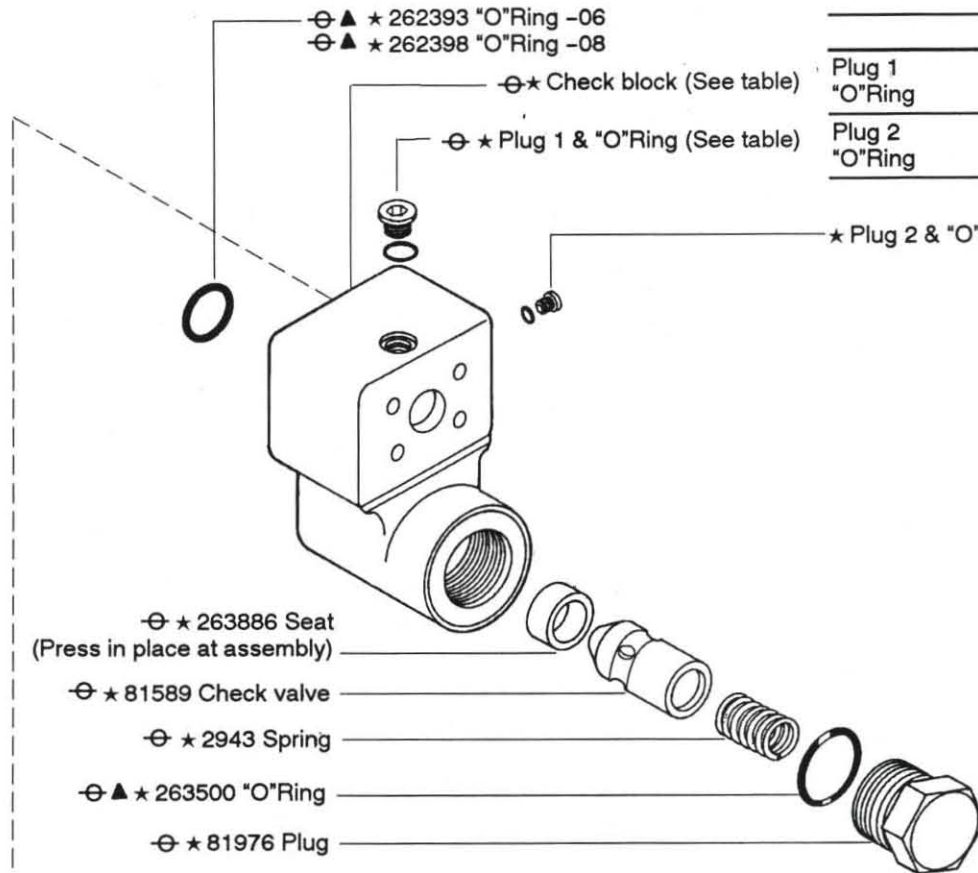
**CHECK BLOCK**

SIZE	SAE	BSP
06	02-155888	02-301071
08	02-155889	02-301072

	SAE	BSP
Plug 1 "O"Ring	315932	473919
"O"Ring	▲ 263496	● 704766
Plug 2 "O"Ring	398071	
"O"Ring	▲ 263492	

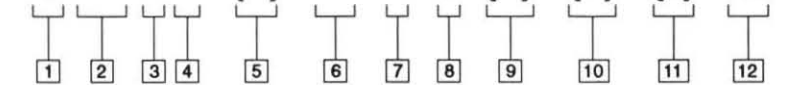
⊖ CHECK BLOCK S/A (Includes all parts shown plus shipping parts)

SIZE	SAE	BSP
06	02-304025	02-304026
08	02-304027	02-304028



**MODEL CODE BREAKDOWN**

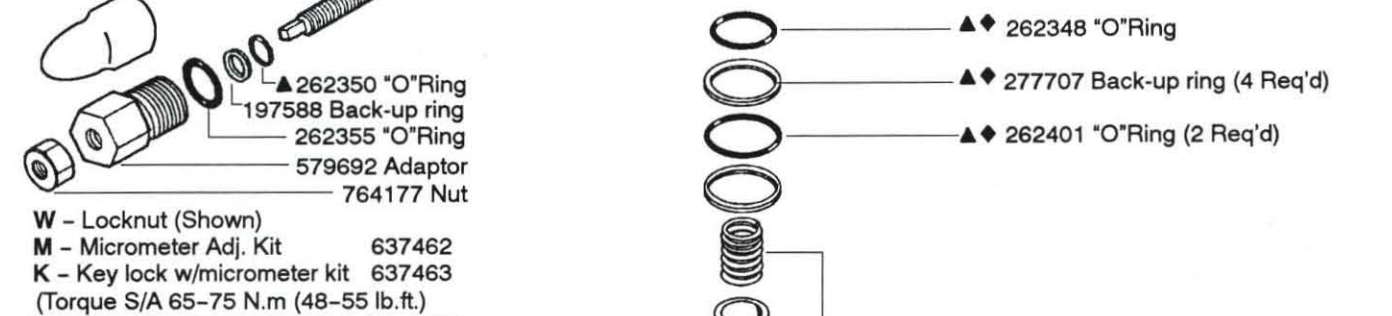
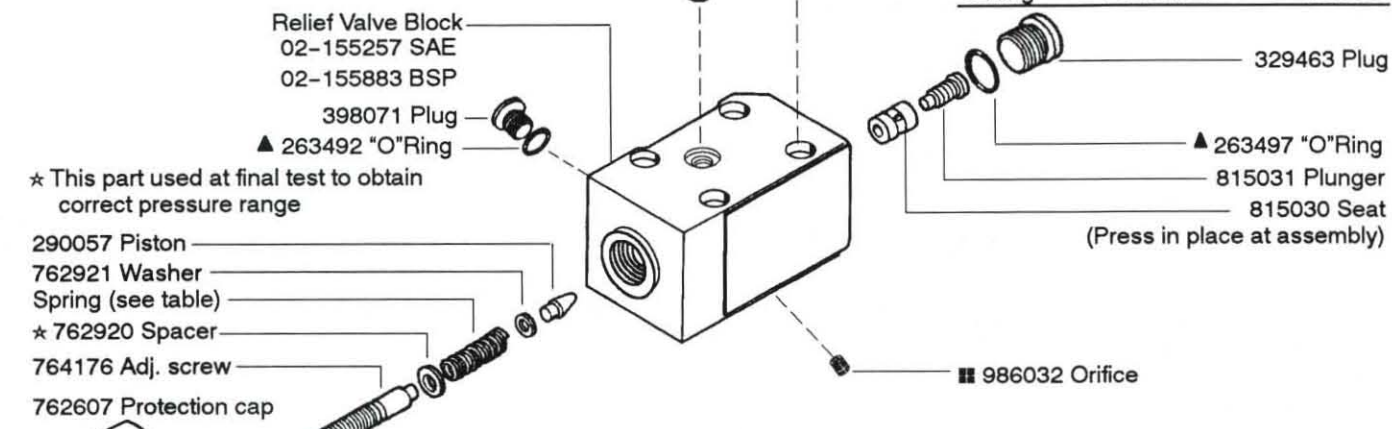
**U P F 1 \* - (C) - 06 - \* - \* - (B) - (P) - (1) - 20**



- 1 Valve Function**  
U - Unloading valve
- 2 Mounting Type**  
PF - Pump flange mounting
- 3 Unit type**  
1 - Single pressure without vent
- 4 Flange Type**  
S - SAE J518C 4-bolt flange standard series code 61 (All sizes)  
V - SAE J518C 4-bolt high pressure code 62 (12 size only)
- 5 Integral Check Valve**  
(5 psi cracking pressure only)  
Blank - Without integral check  
C - With integral check - Not available with UPF1V-12
- 6 Valve Size**  
06 - 3/4 inch  
08 - 1 inch  
10 - 1 1/4 inch  
12 - 1 1/2 inch
- 7 Maximum Pressure Adjustment**  
A - 69 bar (1000 psi)  
B - 124 bar (1800 psi)  
F - 245 bar (3550 psi)  
G - 275 bar (4000 psi)  
350 bar (5000 psi) - (UPF1V-12 models only)
- 8 Control Type**  
W - Screw adjust with locknut  
K - Micrometer adjust with keylock  
M - Micrometer adjust w/o keylock
- 9 Thread Type (remote control/vent connection)**  
Blank - SAE-6 O-ring boss port (.5625-18 UNF-2B thd.)  
B - BSP-G 1/4 (1/4" BSPF)
- 10 Remote Pilot**  
Blank - Internal pilot  
P - External pilot (For models with check valve only)
- 11 Remote Drain**  
Blank - Internal drain  
1 - External drain
- 12 Design Number, 20 series**

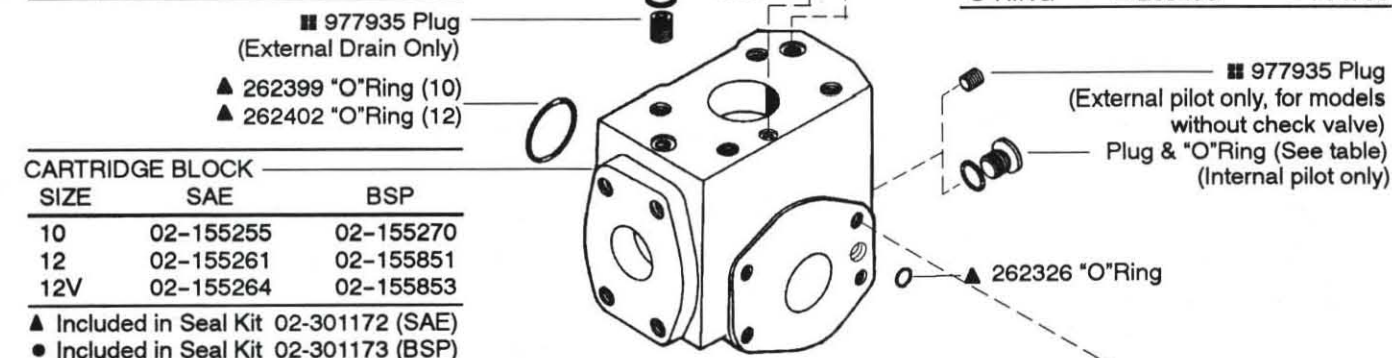
**UPF1S/V-(C)-10/12**

CODE	SPRING	MAX. PRESSURE bar (psi)
A	849639	70 (1000)
B	762928	125 (1800)
F	762929	207 (3000)
G	762930	275 (4000)



**TORQUES**

Part	N.m	lb.ft.
10955	110-115	81.1-84.8
315932	29-32	21.3-23.6
329463	54-59	39.8-43.5
343740	15-16	11.0-11.8
347831	170-175	125-129
398071	9.8-10.2	7.2-7.5
473918	15-16	11.0-11.8
473919	29-32	21.3-23.6
873753		
977935	2-4	1.5-3.0
986032		



▲ Included in Seal Kit 02-301172 (SAE)

● Included in Seal Kit 02-301173 (BSP)

◆ Included in cartridge S/A

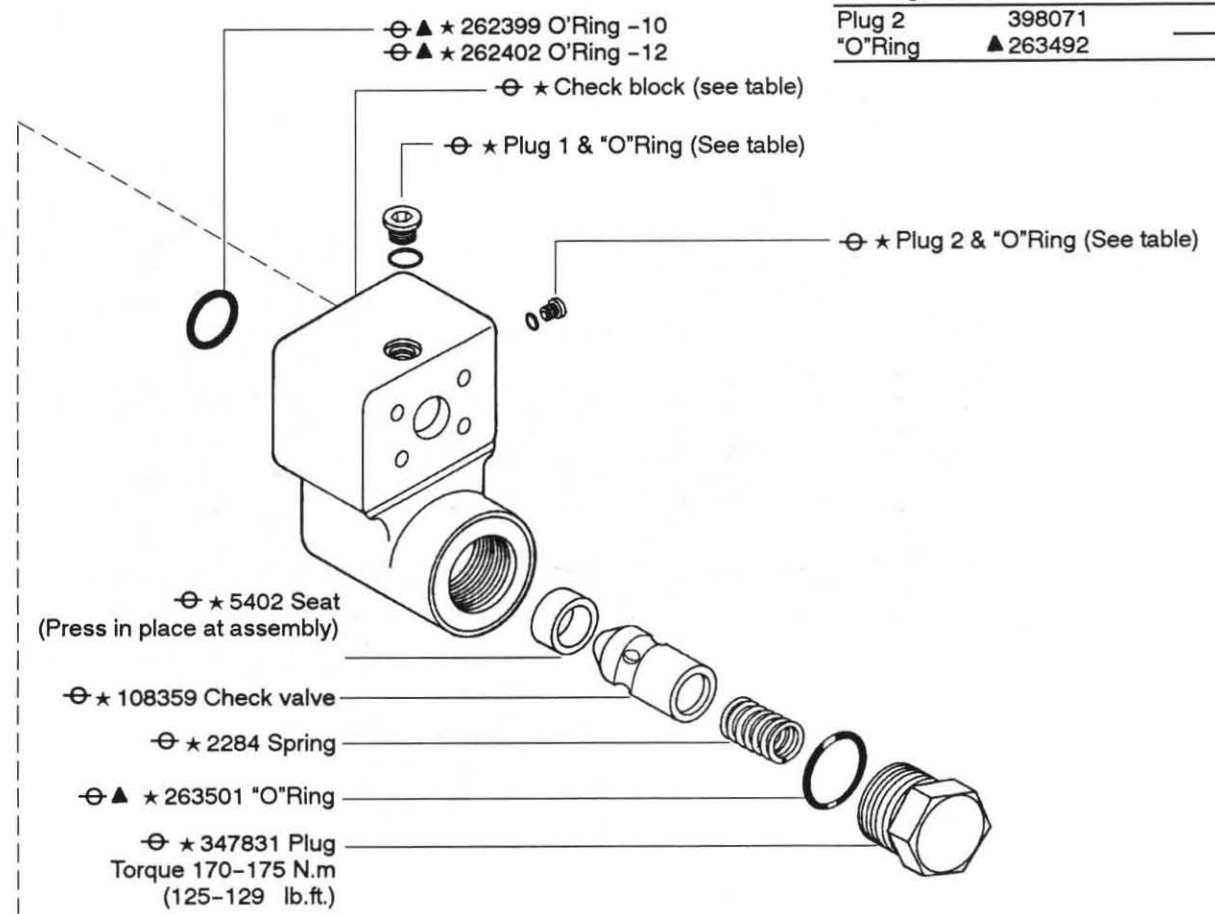
■ Included in press. adj. S/A

Parts prefixed with symbols available only in kits.

■ Bond in place with Loctite 222 or equivalent

⊖ CHECK BLOCK S/A (Includes all parts shown plus shipping parts)

SIZE	SAE	BSP
10	02-304029	02-304030
12	02-304031	02-304032



Vickers Incorporated  
5445 Corporate Drive  
Troy, Michigan  
48007-0302  
U.S.A.

★ These parts omitted for models without "C" check valves.

**Service Data**



**Flange Mounted Unloading Valve**

**UPF1S/V-06/08/10/12-\*\*-20**  
**UPF1S-C-06/08/10/12-\*\*-20 with integral check valve**



SIZE	SAE	BSP
10	02-155890	02-301073
12	02-155891	02-301074

	SAE	BSP
Plug 1	315932	473919
"O"Ring	▲ 263496	● 704766
Plug 2	398071	
"O"Ring	▲ 263492	