


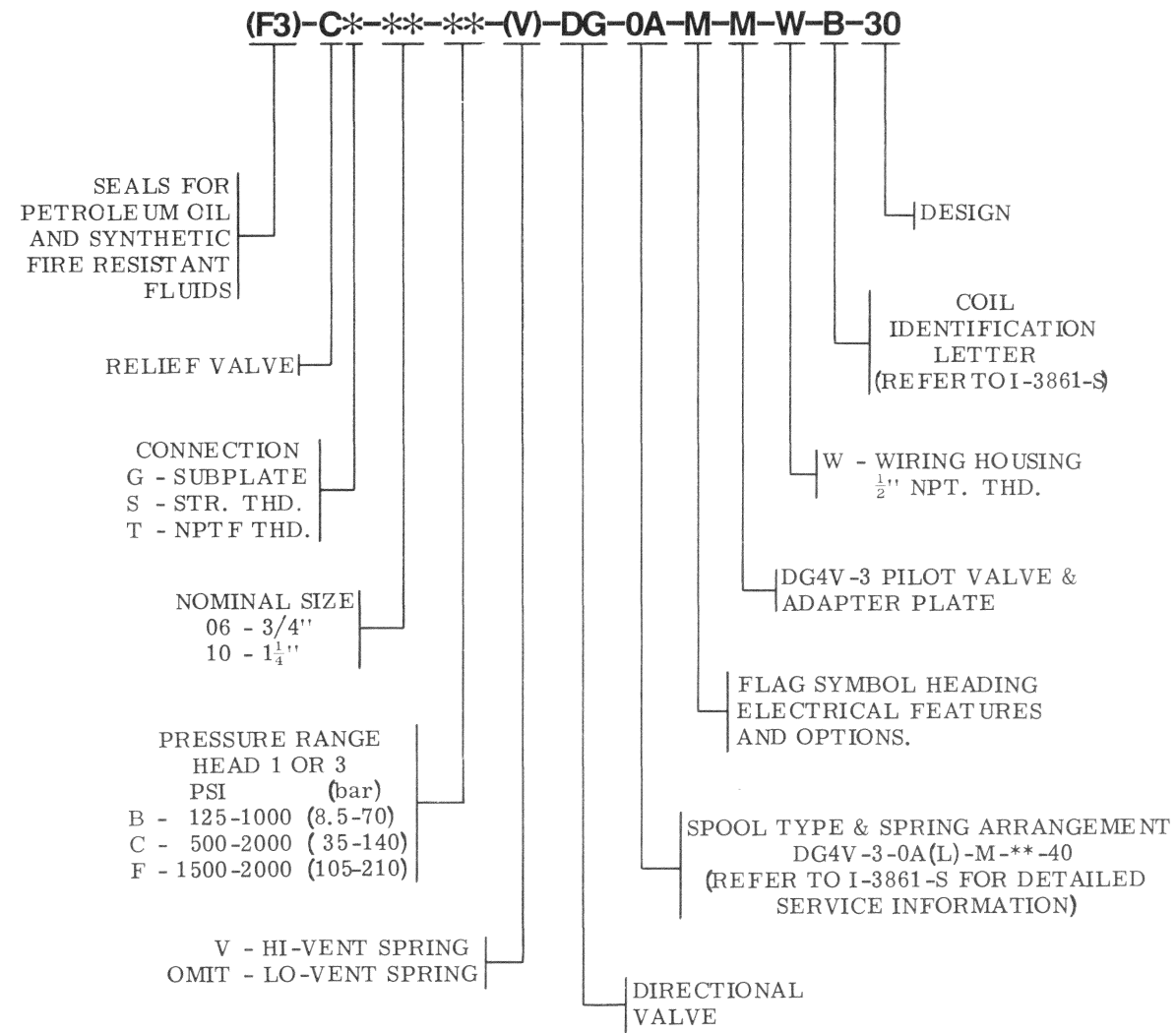


Service Parts Information

Multi-Pressure Relief Valve

CG/CS/CT-06-**(*)-(V)-DG0A(P)(L)-M(***)-M-**-*-30
 CG/CS/CT-10-**(*)-(V)-DG0A(P)(L)-M(***)-M-**-*-30

MODEL CODE BREAKDOWN



Vickers, Incorporated

1401 Crooks Road
 Troy, Michigan 48084

Released 8-1-86

I-3693-S

For satisfactory service life of these components in industrial applications, use full flow filtration to provide fluid which meets ISO cleanliness code 18/15 or cleaner. Selections from Vickers OFP, OFR, and OFRS series are recommended.

Litho in U. S. A.

DG4V3-0A(L)-M-*-*-40
PILOT VALVE (REFER
TO I-3861-S FOR PARTS
INFORMATION)

255698 BOLT KIT
TORQUE 40-50 lb. in.
(4.5-5.6 N. m)
(PILOT VALVE TO
ADAPTER PLATE)
(NOT SHOWN)

WARNING
USE ONLY A DG4V-3-0A-M** -40 OR
DG4V-3-0AL-M** -40 DIRECTIONAL
VALVE AS A PILOT FOR THIS RELIEF
VALVE. USE OF A DIFFERENT PILOT
CAN BLOCK RELIEF VALVE, CAUS-
ING EXCESSIVE SYSTEM PRESSURE

255651 BOLT KIT
TORQUE 11-15 lb. ft.
(14.9-20.3 N. m)
(ADAPTER PLATE
TO COVER)

422814 ADAPTER PLATE

113000 PLUG (4 REQ'D) *

▲▲262334 "O" RING (4 REQ'D)

226816 ROLL PIN *

○ COVER (SEE TABLE)

○●290057 PISTON (2 REQ'D)

○● COVER SPRING
(SEE TABLE)

○●▲▲262332 "O" RING
(2 REQ'D)

○●▲▲197570 BACK-UP
RING (2 REQ'D)

○●370701 PLUNGER
(2 REQ'D)

○●326317 WASHER *
(AS REQ'D)

○●64520 WASHER (AS REQ'D) *

○●*283949 LOCKSCREW (2 REQ'D)

○●*1485 LOCKNUT (2 REQ'D) *

○●*292230 ADJ. SCREW (2 REQ'D) *

○●329463 PLUG (3 REQ'D) *
TORQUE 39-43 lb. ft.
(52.8-58.3 N. m)

○●▲▲263497 "O" RING (2 REQ'D)

○ 294656 RESTRICTOR PLUG
(2 REQ'D) (C*-10 ONLY)

○●285601 SEAT (2 REQ'D)
ASSEMBLE CROSSHOLE
FACING UP

113000 PLUG *
● (C*-06 5 REQ'D)
○ (C*-10 7 REQ'D)

○●370839 WARNING PLATE

○●227405 SCREW (4 REQ'D) *

○ LOCKWASHER (SEE TABLE)

○ SCREW (SEE TABLE)

(COVER TO BODY)

MODEL	SCREW (4 REQ'D)	TORQUE		LWASHER (4 REQ'D)
		lb. ft.	N. m	
C*-06	1036	11-15	14.9-20.3	68907
C*-10	1076	35-43	47.5-58.3	68909

*NOTE
COAT 292230 ADJ. SCREW, 283949
LOCKSCREW AND 1485 LOCKNUT
WITH OIL PRIOR TO ASSEMBLY.

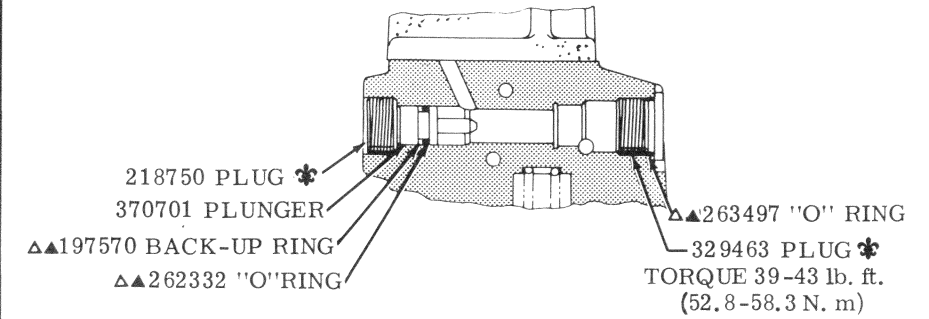
○ THIS PART USED AT FINAL
TEST TO OBTAIN CORRECT
PRESSURE RANGE.

MODEL	"O" RING	SEAT	HYDRO CONE	LO-VENT SPRING	HI-VENT SPRING	COVER
C*-06	▲262361	343153	343154	2077	184458	●370666
C*-10	▲262367	283954	283952	291822	291821	○370671

NOTE: USE EITHER A LO-VENT OR HI-VENT SPRING.
DO NOT USE BOTH. (SEE MODEL CODE)

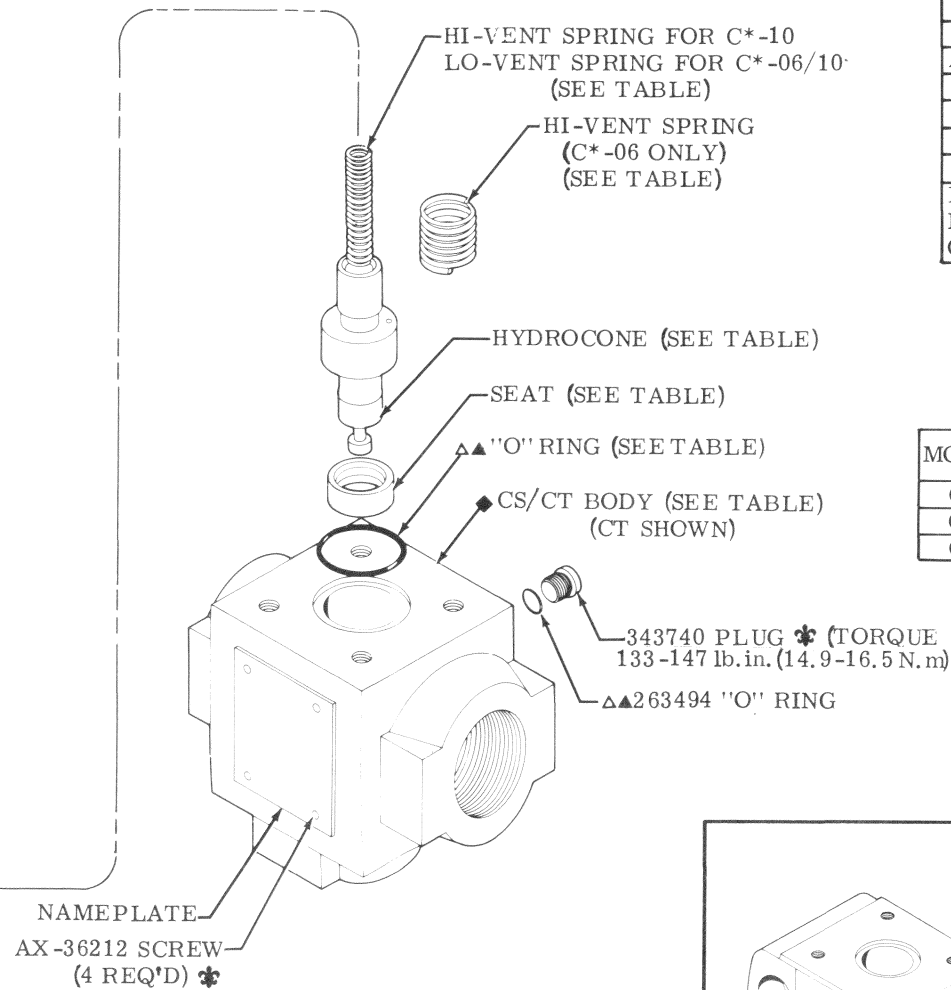
MODEL	COVER SPRING	PRESSURE RANGE PSI (bar)
C*-**-B	2280	125-1000 (8.5-70)
C*-**-C	583937	500-2000 (35-140)
C*-**-F	2281	1500-3000 (105-210)

SECTIONAL "E" VENT HEAD 1 or 3

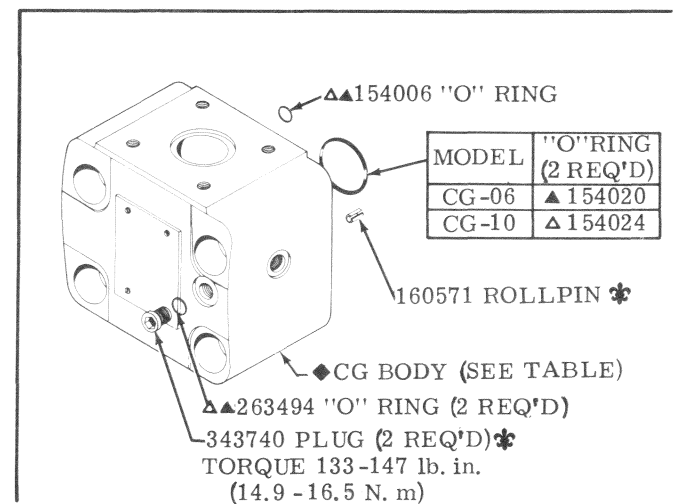


PART	KIT	PART	KIT
1485	944064	226816	944071
AX-36212	944053	227405	944074
64520	944068	292230	944072
113000	944055	326317	944073
160571	944069	329463	944041
218750	944070	343740	944038

PARTS WITH * AVAILABLE ONLY
IN KITS OF 25. REFERENCE KIT
ON PARTS ORDER.



MODEL	BODY	
	-06	-10
CG	580456	581703
CS	581701	580430
CT	590348	590300



* AVAILABLE ONLY IN KITS OF 25.
▲ INCLUDED IN -06 F3 SEAL KIT 919684
▲ INCLUDED IN -10 F3 SEAL KIT 919685
● INCLUDED IN CT -06-BC COVER KIT 942155
○ INCLUDED IN CT -10-BC COVER KIT 942156
◆ NOT AVAILABLE FOR SALE