

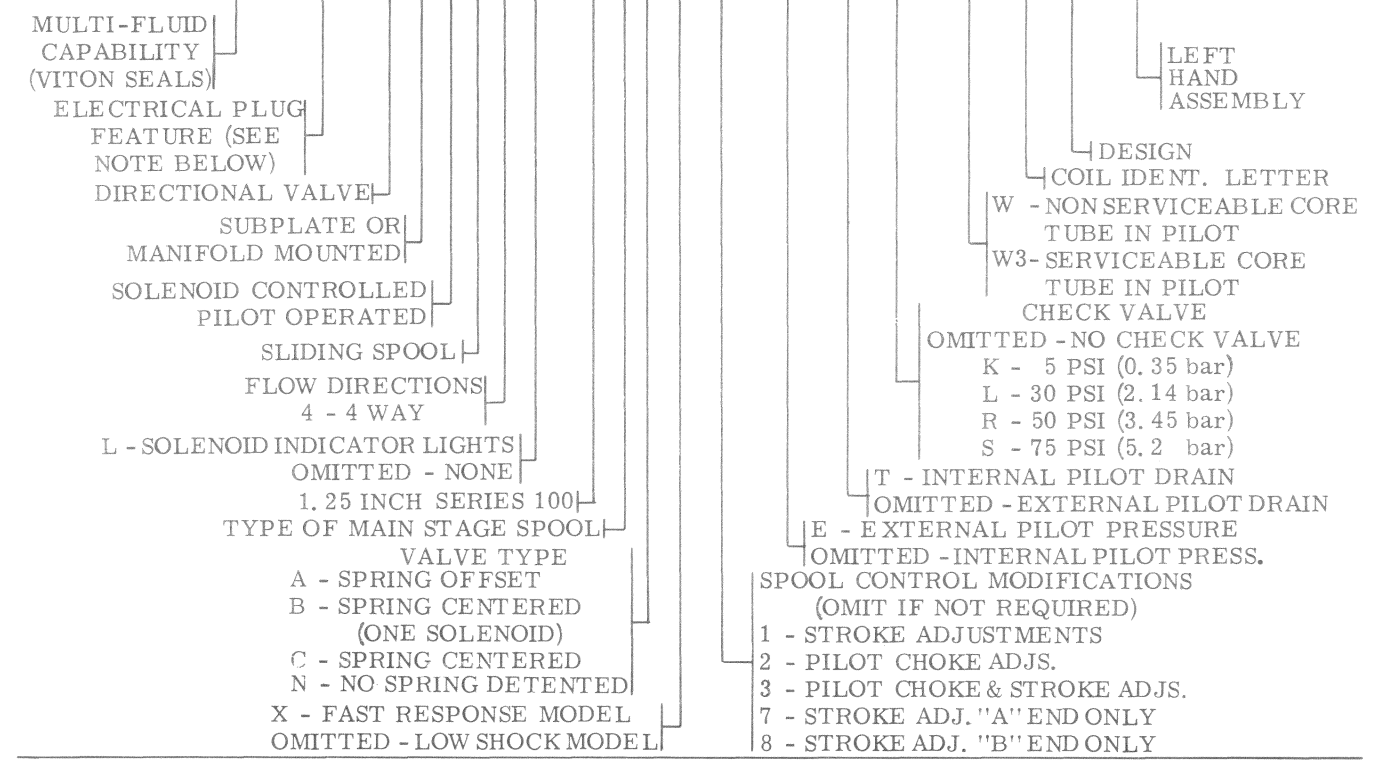
Service Parts Information

Wet Armature
Pilot Operated
Solenoid
Controlled
Directional
Control Valves

- DG5S4-10*A-W(3)-*-53
- DG5S4-10*B-W(3)-*-53
- DG5S4-10*C-W(3)-*-53
- DG5S4-10*N-W(3)-*-53


MODEL CODE BREAKDOWN

(F3)-(P**) DG5S4(L)-10**(X)(*)-(E)-(T)(*)-W(3)*-53-(LH)



ELECTRICAL PLUG FEATURE (OMIT IF NOT REQUIRED)

PA - INSTA-PLUG, MALE RECEPTACLE ONLY	PA3 (3 PIN) & PA5 (5 PIN) RECEPTABLES THAT MEET NFPA HYDRAULIC VALVE ELECTRICAL STANDARD T3. 5. 29M-1980.
PB - INSTA-PLUG, MALE & FEMALE RECEPTACLE	



Vickers, Incorporated

1401 Crooks Road
Troy, Michigan 48084

Revised 11-1-85

I-3627-S

For satisfactory service life of these components, use full flow filtration to provide fluid which meets ISO cleanliness code 18/15 or cleaner. Selections from Vickers OFF, OFR, and OFRS series are recommended.

Litho in U. S. A.

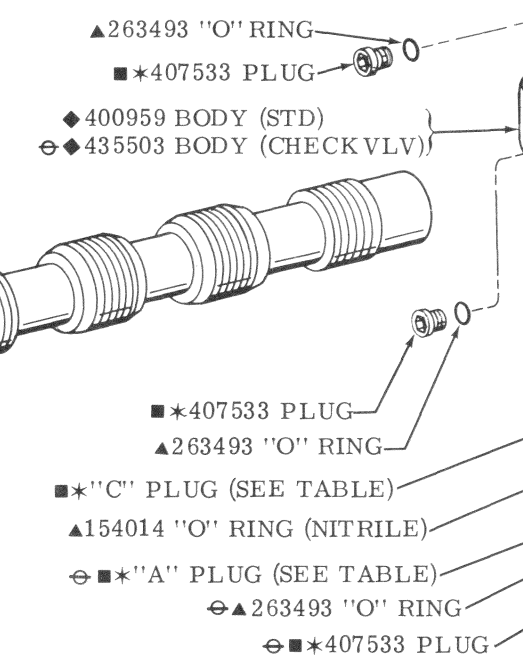
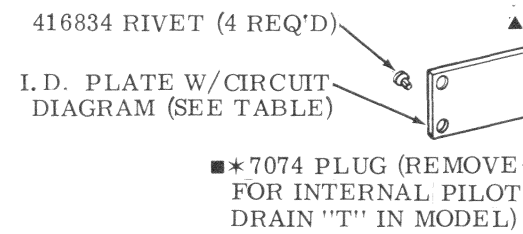
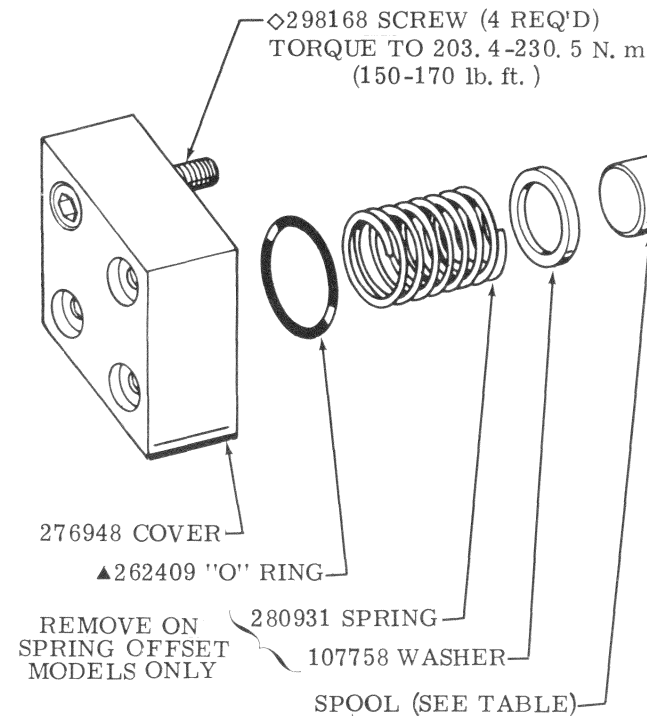
PLUG INSTALLATION TABLE			
MODEL	PLUG "A"	PLUG "B"	PLUG "C"
DG5S4-10**		30560	OUT
DG5S4-10**-E	DOES NOT EXIST	7074	30560
DG5S4-10**-X			OUT
DG5S4-10**-X-E			OUT
DG5S4-10**-K/L/R/S	161809		
DG5S4-10**-E-K/L/R/S	113000	7074	30560
DG5S4-10**-X-K/L/R/S			OUT
DG5S4-10**-X-E-K/L/R/S	113000		OUT

PLUG TORQUES (OILED)		
PLUG	N. m	lb. in.
7074	8.5- 9.6	75-85
7075	20.0-23.0	180-205
30560	8.5- 9.6	75-85
113000	5.0- 5.9	45-52
161809	5.0- 5.9	45-52
343740	10.0-11.8	90-105
363889	16.9-18.0	150-160
407533	3.4- 4.0	30-35

PILOT ATTACHING PARTS		
MODEL	BOLT (4 REQ'D)	L'WASHER (4 REQ'D)
W/OUT PILOT CHOKE	□ 1034	□ 68907
W/PILOT CHOKE (SEE BACK PAGE)	∅ 10938	∅ 68907
TORQUE TO 100-112 lb. in. 11.3-12.65 N. m.		

VALVE MODEL CODE		SPOOL	MAIN STAGE ID PLATE W/CIRCUIT DIAGRAM	
MODEL	VALVE TYPE		A	B, C, N
DG5S4-100-	A/B/C/N	364037	400975	400976
DG5S4-101-	B/C	*331404		400977
DG5S4-102-	A/B/C/N	364038	400975	400978
DG5S4-103-		*277479		400979
DG5S4-104-	B/C	281193		400980
DG5S4-106-	A/B/C/N	364039	400975	400981
DG5S4-108-	B/C	364041		400980
DG5S4-109-	A/B/C/N	277563	400975	400976
DG5S4-1031-	B/C	*277479		580475
DG5S4-1033-	A/B/C/N	364042	400975	400981

* ASSEMBLE TYPE 1 & 3 SPOOLS WITH NARROW CENTER LAND TOWARD "A" END OF VALVE. "A" END IS DEFINED AS BEING CLOSEST TO CYLINDER PORT "A". THE TYPE 31 SPOOL IS INSTALLED IN REVERSE OF TYPE "3", WITH NARROW CENTER LAND TOWARD "B" END.

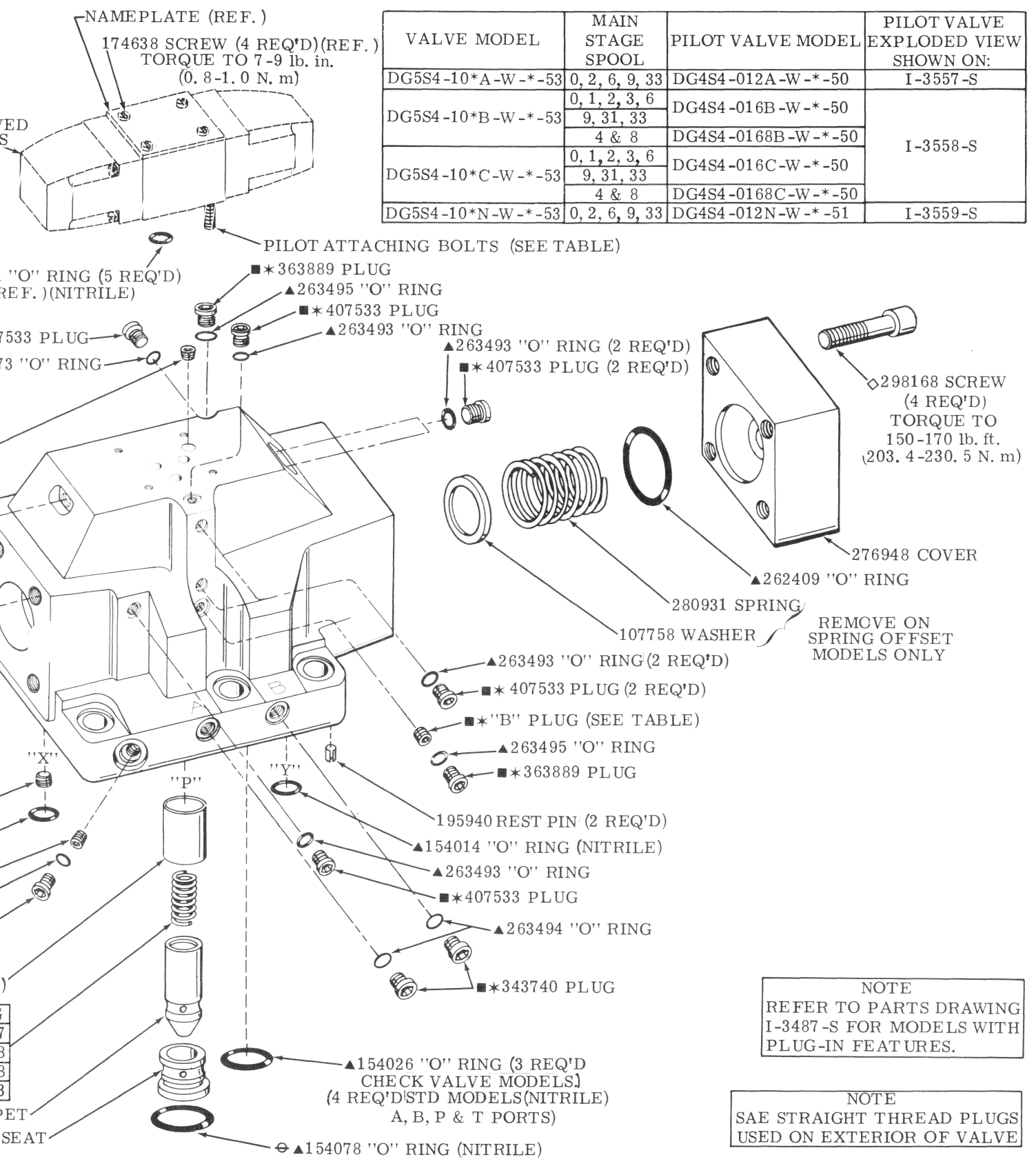


MODEL	SPRING
DG5S4-10**-K	∅ 247287
DG5S4-10**-L	∅ 247288
DG5S4-10**-R	∅ 276428
DG5S4-10**-S	∅ 432353

NOTE
PARTS INCLUDED IN SERVICE KITS WILL NOT BE SOLD SEPARATELY.

- ▲▲ INCLUDED IN F3 SEAL KIT 920213
- ◇ INCLUDED IN FASTENER KIT 941262
- INCLUDED IN BOLT KIT 255633
- ▣ INCLUDED IN BOLT KIT 255654
- * INCLUDED IN PLUG KIT 941263
- PLUG TORQUES (SEE TABLE)
- ◆ NOT AVAILABLE FOR SALE
- ⊖ USED ON CHECK VALVE MODELS ONLY

SEAL KIT NOTE
The -53 design valves are manufactured as shown with F3 seals used internally. Interface seals are standard Nitrile material and are converted to F3 in the seal kit. All seals in the seal kit are F3.



NOTE
REFER TO PARTS DRAWING I-3487-S FOR MODELS WITH PLUG-IN FEATURES.

NOTE
SAE STRAIGHT THREAD PLUGS USED ON EXTERIOR OF VALVE

VALVE MODEL	MAIN STAGE SPOOL	PILOT VALVE MODEL	PILOT VALVE EXPLODED VIEW SHOWN ON:
DG5S4-10*A-W*-53	0, 2, 6, 9, 33	DG4S4-012A-W*-50	I-3557-S
DG5S4-10*B-W*-53	0, 1, 2, 3, 6, 9, 31, 33	DG4S4-016B-W*-50	I-3558-S
	4 & 8	DG4S4-0168B-W*-50	
DG5S4-10*C-W*-53	0, 1, 2, 3, 6, 9, 31, 33	DG4S4-016C-W*-50	I-3559-S
	4 & 8	DG4S4-0168C-W*-50	
DG5S4-10*N-W*-53	0, 2, 6, 9, 33	DG4S4-012N-W*-51	