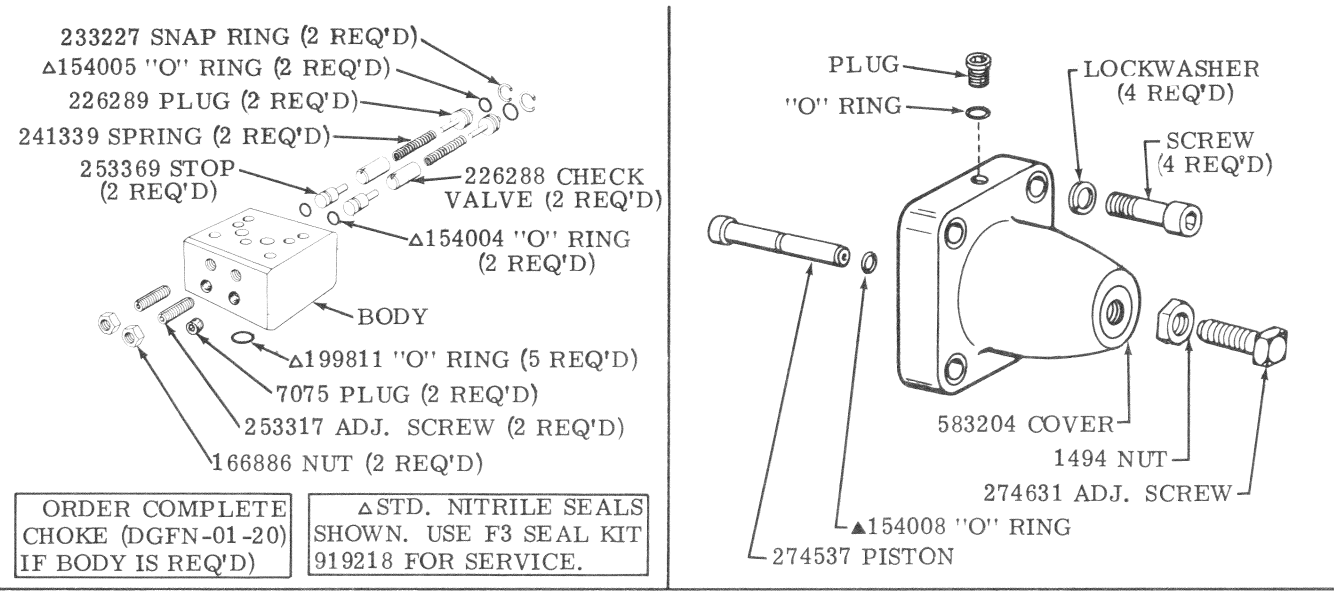




Service Parts Information

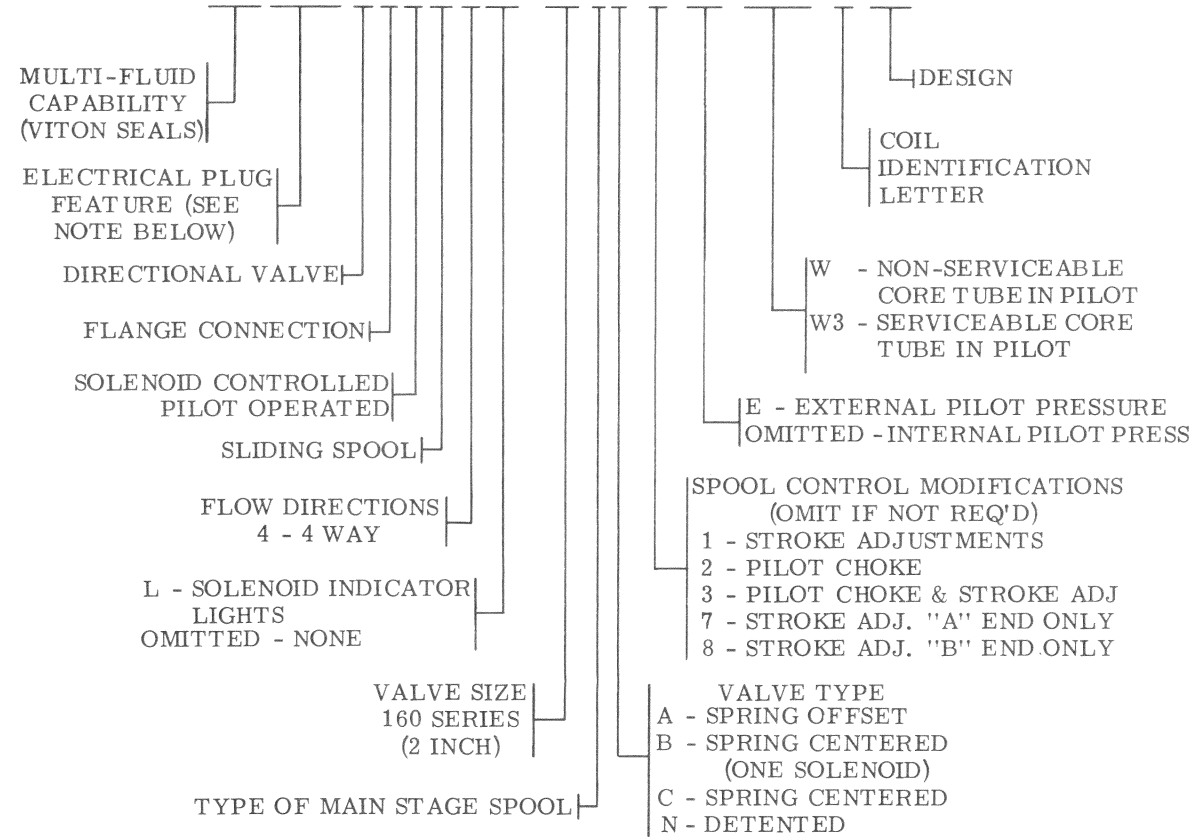
**Wet Armature
Solenoid
Controlled
Pilot Operated
Directional
Valves**

DF5S4-16*A*-(E)-W(3)-*-53
DF5S4-16*B*-(E)-W(3)-*-53
DF5S4-16*C*-(E)-W(3)-*-53
DF5S4-16*N*-(E)-W(3)-*-53



MODEL CODE BREAKDOWN

(F3)(P**) DF5S4(L)-16**--(E)-W(3)-*-53




ELECTRICAL PLUG FEATURE (OMIT IF NOT REQUIRED)

PA - INSTA-PLUG, MALE RECEPTACLE ONLY
PB - INSTA-PLUG, MALE & FEMALE RECEPTACLE

PA3 (3 PIN) & PA5 (5 PIN) RECEPTACLES THAT MEET NFPA HYDRAULIC VALVE ELECTRICAL STANDARD T3.5.29M-1980.

For satisfactory service life of these components in industrial applications, use full flow filtration to provide fluid which meets ISO cleanliness code 18/15 or cleaner. Selections from Vickers OFFP, OFR, and OFRS series are recommended.



Vickers, Incorporated

1401 Crooks Road
Troy, Michigan 48084

Revised 11-1-85

I-3623-S

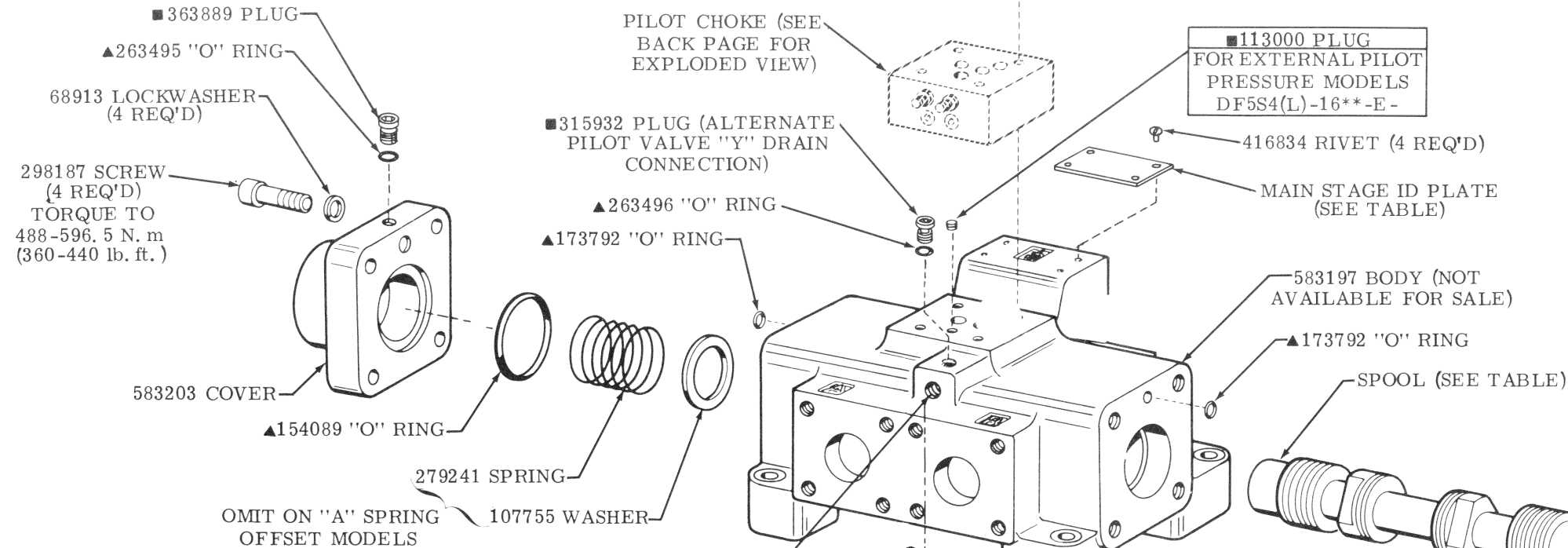
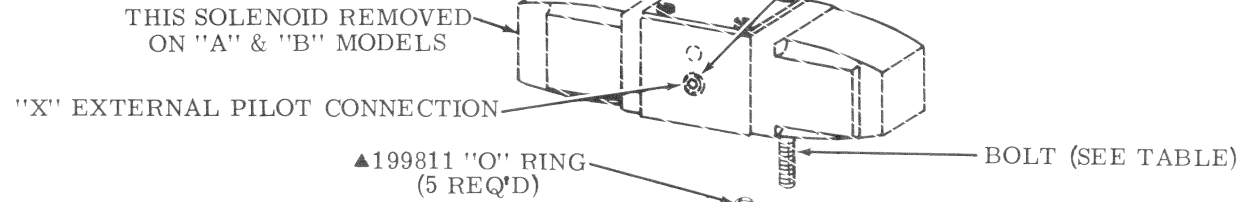
NOTE
SEE MODEL CODE PAGE FOR
SOLENOID INDICATOR LIGHT
PARTS

NOTE
PARTS INCLUDED IN SERVICE
KITS NOT SOLD SEPARATELY

PILOT ATTACHING PARTS		
MODEL	BOLT (4 REQ'D)	WASHER (4 REQ'D)
W/OUT PILOT CHOKE	□ 1034	□ 68907
WITH PILOT CHOKE	▣ 10937	▣ 68907
TORQUE TO 11.3 - 12.65 N. m (100 - 112 lb. in.)		

VALVE MODEL CODE	MAIN STAGE SPOOL TYPE	PILOT VALVE MODEL CODE	PARTS DWG. SEE NOTE
DF5S4-16*A-*-53	0, 2, 6, 9, 33	DG4S4-012A-W-*-50-S344	I-3557-S
DF5S4-16*B-*-53	0, 1, 2, 3, 6, 9, 31, 33	DG4S4-016B-W-*-50-S344	I-3558-S
	4 & 8	DG4S4-0168B-W-*-50-S344	
DF5S4-16*C-*-53	0, 1, 2, 3, 6, 9, 31, 33	DG4S4-016C-W-*-50-S344	I-3559-S
	4 & 8	DG4S4-0168C-W-*-50-S344	
DF5S4-16*N-*-53	0, 2, 6, 9, 33	DG4S4-012N-W-*-51-S344	I-3559-S

NOTE
THE -S344 PILOT VALVE IS THE SAME AS THE VALVE SHOWN ON THE
TABULATED PARTS DRAWING EXCEPT: 434286 BODY REPLACES 400817
BODY. 407533 PLUG & 263493 "O" RING ARE OMITTED.



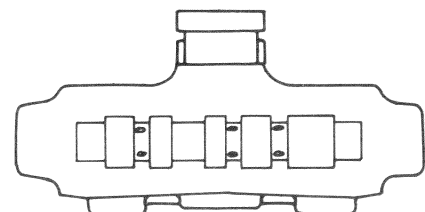
VALVE MODEL CODE	MAIN STAGE	VALVE TYPE	SPOOL	MAIN STAGE ID PLATE W/CIRCUIT DIAGRAM	
				"A" ONLY	B/C/N
DF5S4-160-	A/B/C/N		273677	400975	400976
DF5S4-161-	B/C	*386581			400977
DF5S4-162-	A/B/C/N	273676			400978
DF5S4-163-	B/C	*275803			400979
DF5S4-164-	B/C	*273720			400980
DF5S4-166-	A/B/C/N	275804			400981
DF5S4-168-	B/C	*275805			400980
DF5S4-169-	A/B/C/N	275806			400976
DF5S4-1631-	B/C	*275803			580475
DF5S4-1633-	A/B/C/N	317777			400981

*SEE SPOOL ASSEMBLY VIEW

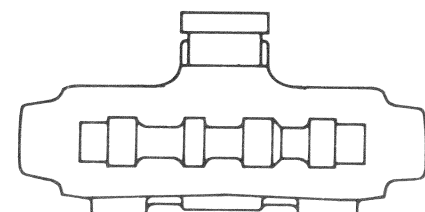
■ PLUG TORQUES (OILED)		
PLUG	N. m	lb. in.
113000	5.08 - 5.88	45 - 52
315932	22.5 - 27.0	200 - 240
363889	16.95 - 17.08	150 - 160

"Y" PILOT VALVE DRAIN
CONNECTION (IF ALTERNATE
CONNECTION IS USED, INSTALL
THE 315932 PLUG & "O" RING
INTO THIS PORT).

ASSEMBLE TYPE 4 & 8 SPOOLS
WITH WIDE UNDERCUT
TOWARD "A" END



ASSEMBLE TYPE 1 & 3 SPOOLS
WITH TAPER TOWARD "B" END.
TYPE 31 SPOOL IS ASSEMBLED
WITH TAPER TOWARD "A" END.



SPOOL ASSEMBLY

- ▲ INCLUDED IN SEAL KIT 919405
F3 EQUIVALENT SEAL KIT 919434
- INCLUDED IN BOLT KIT 255633
- ▣ INCLUDED IN BOLT KIT 255637
- PLUG TORQUES (SEE TABLE)

