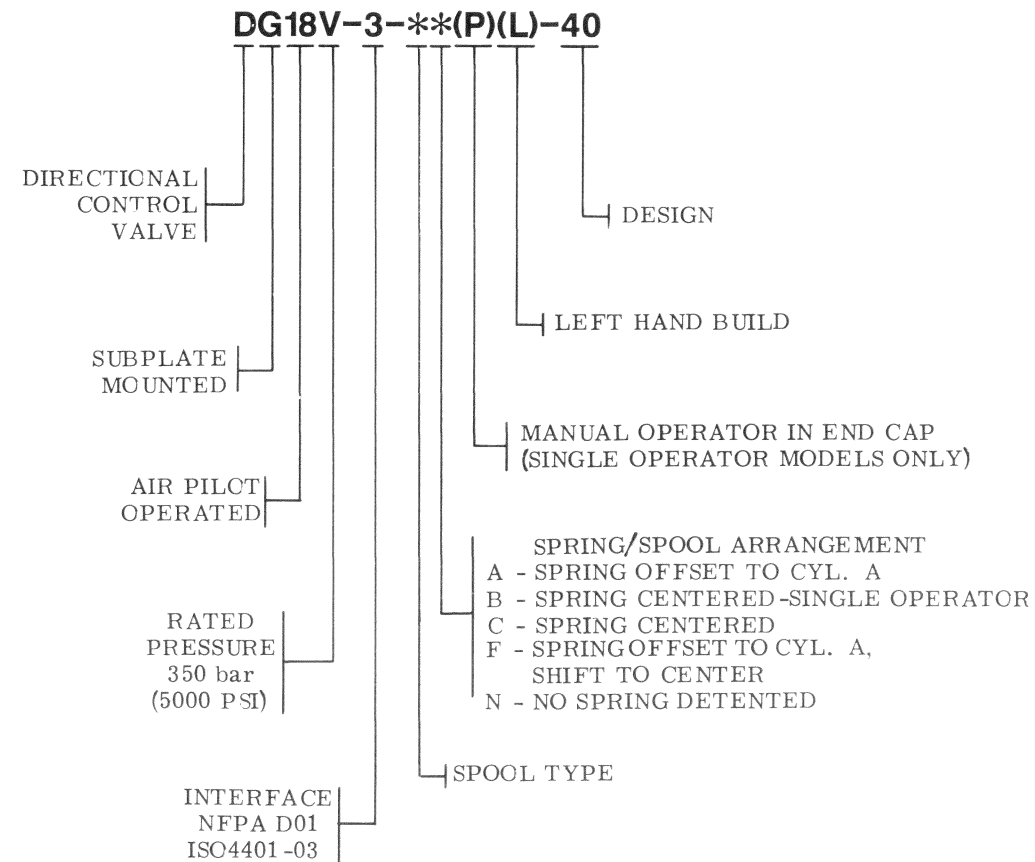




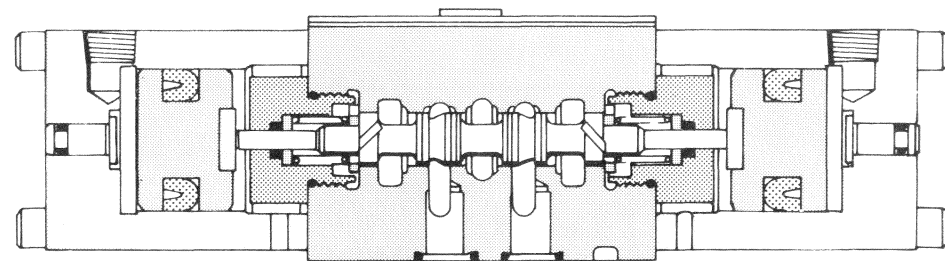

Service Parts Information

MODEL CODE BREAKDOWN



**Air Pilot
Operated
Directional
Control Valve**

- DG18V-3-*A(P)(L)-40
- DG18V-3-*B(P)(L)-40
- DG18V-3-*C-40
- DG18V-3-*F(P)(L)-40
- DG18V-3-*N-40



Sectional View DG18V-3-*C-40

For satisfactory service life of these components, use full flow filtration to provide fluid which meets ISO cleanliness code 18/15 or cleaner. Selections from Vickers OFP, OFR, and OFRS series are recommended.

Litho in U. S. A.

Vickers, Incorporated

1401 Crooks Road
Troy, Michigan 48084

RELEASED 8-1-86

I-3616-S

SPOOL ASSEMBLY NOTE

* Assemble '0A' spool with longer end towards operator. Assemble '1' & '3' spool with narrow center land towards 'A' port. Assemble '11' & '31' spool with narrow center land towards 'B' port. Assemble '7A' spool with unslotted end towards operator.

** On 'B', 'C' & 'N' models, type '68' spool is same as type '6' spool. Type '68' spool is used as a pilot for 'C' & 'N' two stage valves with '4' or '8' main stage spools only. On spring centered 'C' models, '78' spool is same as '7' spool. Type '78' spool is used as a pilot for 'D' two stage valves with '4' or '8' type spools only.

** On 'A' models, type '28' spool is same as type '2' spool. Type '28' spool is used as a pilot for spring offset two stage valves with '4' or '8' type spools only.

SPOOL TYPE	MODEL	SPOOL
*0	A	989594
	B, C, F	635338
	N	989598
*1, 11	B, C, F	683314
2	A	631615
	B, C, F	631611
	N	635340
22	A	989649
*28	A	631615
*3, 31	B, C, F	989593
33	B, C, F	635339
6	A	989595
*6, 68	B, C, F	631603
*7	A	989596
**7, 78	B, C, F	989592
8-S288	B, C, F	630305

PART	KIT
468641	944012
472553	944008
627789	944000
627800	944001
631769	944014
635313	944006

♣ AVAILABLE ONLY IN KITS OF 25. REFERENCE KIT ON ORDERS.

468641 SCREW (2 REQ'D) ♣
TORQUE 0.5-0.7 N.m
(5-7 lb. in.)

989583 SEAL (2 REQ'D)

NAMEPLATE LABEL
(REFER TO DWG. J-685777)

989585 CARRIER

989737 BODY
(NOT AVAILABLE FOR SALE)

SPOOL (SEE TABLE)

627800 WASHER ♣
(A & B MODELS ONLY)

*627789 WASHER ♣
(C & F MODELS ONLY)

♣262332 "O" RING
(4 REQ'D)

472553 ROLL PIN ♣

685316 SPOOL STOP
(F MODELS ONLY)

926397 DETENT S/A
(N MODELS ONLY)

635313 SPRING ♣

629601 RETAINER

♣262327 "O" RING

♣262336 "O" RING

989739 GUIDE (TORQUE
17-28 N.m 150-248 lb. in.)

630406 PIN

633880 SEAL

989744 PLUNGER S/A

989740 PLUNGER

♣262334 "O" RING

989738 COVER

466836 BOLT KIT
(INCLUDES 4 BOLTS)
TORQUE 3.5-4.0 N.m
(31 - 35 lb. in.)

NOTE

RIGHT HAND ASSEMBLY SHOWN FOR A, B, & F MODELS, EXCEPT 28A, (6)8B & 68F. FOR LEFT HAND ASSEMBLY, REVERSE ALL PARTS. FOR LEFT HAND 'AP' MODELS, ALL PARTS ARE REVERSED EXCEPT BODY. FOR 'BP' & 'FP' MOI ALL PARTS ARE REVERSED EXCEPT BODY AND SPOOL.

634235 END CAP
TORQUE 17-28 N.m
(150-248 lb. in.)

♣262336 "O" RING
635313 SPRING ♣

DG18V-3-*A-40

DG18V-3-*B-40

676268 END CAP
TORQUE 17-28 N.m
(150-248 lb. in.)

*627789 WASHER ♣
635313 SPRING ♣
♣262336 "O" RING

DG18V-3-*C-40

989738 COVER
♣262334 "C" RING
989740 PLUNGER
989744 PLUNGER S/A
633880 SEAL
989739 GUIDE (TORQUE 17-28 N.m 150-248 lb. in.)
♣262336 "O" RING
630406 PIN
♣262327 "O" RING
629601 RETAINER
635313 SPRING ♣
*627789 WASHER ♣

DG18V-3-*F-40

676268 END CAP
TORQUE 17-28 N.m
(150-248 N. m)

631769 SPACER ♣
*627789 WASHER ♣
635313 SPRING ♣
♣262336 "O" RING

627800 WASHER ♣

REFER TO 'C' LAYOUT FOR PART NUMBERS

DG18V-3-*N-40

DG18V-3-*AP-40

DG18V-*BP/FP-40

676270 END CAP
TORQUE 17-28 N.m
(150-248 lb. in.)

♣262336 "O" RING
676271 PIN
♣262332 "O" RING
635313 SPRING ♣

♣262336 "O" RING
676272 PIN
♣262332 "O" RING
635313 SPRING ♣
*627789 WASHER ♣

MANUAL OPERATOR

▲ INCLUDED IN SEAL KIT 920337
■ INCLUDED IN MANUAL OPERATOR AP KIT 926462
□ INCLUDED IN MANUAL OPERATOR BP/FP KIT 926463
* ASSEMBLE ROUNDED FACE OF WASHER TOWARDS SPOOL
♣ AVAILABLE ONLY IN KITS OF 25