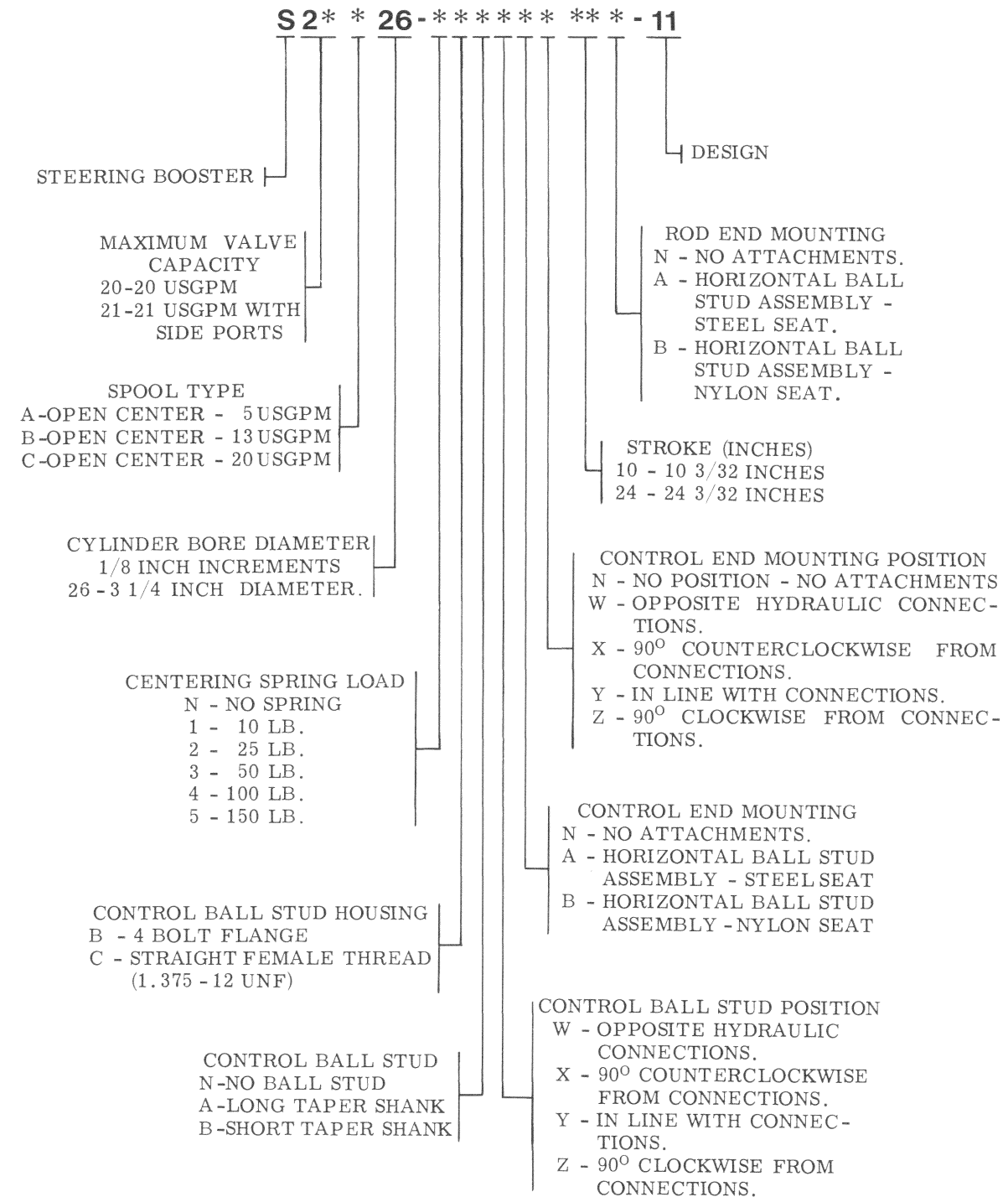



MODEL CODE BREAKDOWN



Integral Power Steering Units

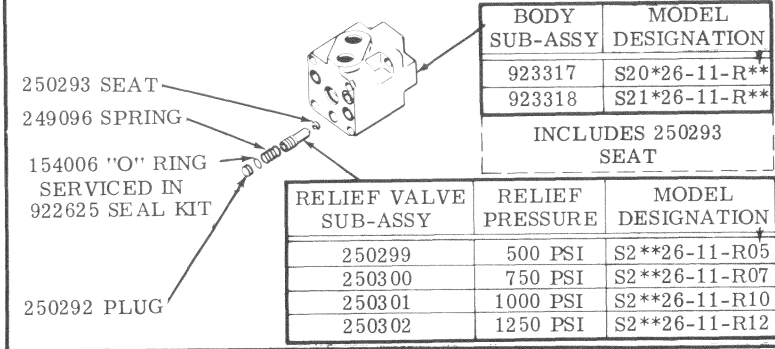
S20*26-11 Design



For satisfactory service life of these components, use full flow filtration to provide fluid which meets ISO cleanliness code 18/13 or cleaner. Selections from Vickers OFP, OFR, and OFRS series are recommended.

Vickers, Incorporated
A TRINOVA Company
5445 Corporate Drive
P.O. Box 302
Troy, Michigan 48007-0302

RELIEF VALVE MODELS



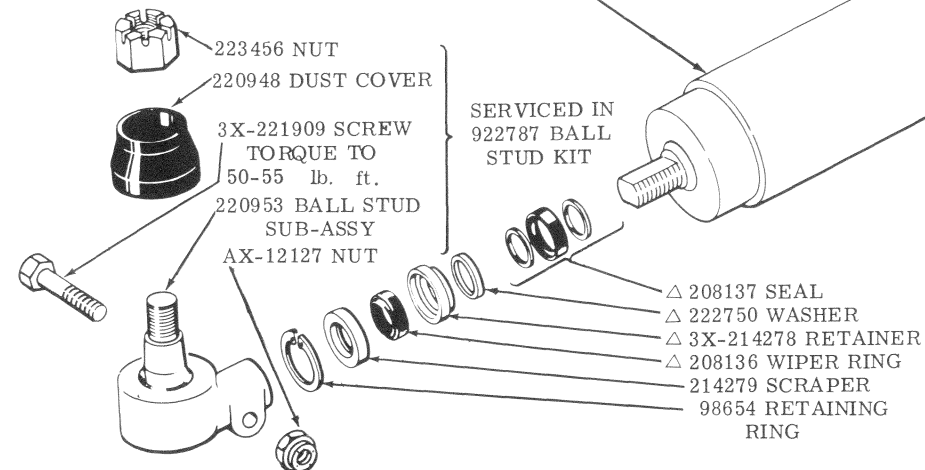
△ INCLUDED IN ↓

CYLINDER SUB-ASSY	MODEL DESIGNATION	STROKE
936932	S2**26-*****10*-11	10-3/32
936856	S2**26-*****11*-11	11-3/32
936933	S2**26-*****12*-11	12-3/32
936864	S2**26-*****13*-11	13-3/32
936865	S2**26-*****14*-11	14-3/32
936934	S2**26-*****15*-11	15-3/32
936935	S2**26-*****16*-11	16-3/32
936936	S2**26-*****17*-11	17-3/32
936866	S2**26-*****18*-11	18-3/32
936867	S2**26-*****19*-11	19-3/32
936868	S2**26-*****20*-11	20-3/32
936869	S2**26-*****21*-11	21-3/32
936870	S2**26-*****22*-11	22-3/32
936871	S2**26-*****23*-11	23-3/32
936937	S2**26-*****24*-11	24-3/32

SERVICED IN 922625 SEAL KIT F3 EQUIVALENT SEAL KIT 923443

- 287694 BACK-UP RING
- 154012 "O" RING
- 215680 SEAL (3 REQ'D)
- 170255 "O" RING
- 154004 "O" RING

1864 COTTER PIN



CENTERING SPRING	LOAD	MODEL DESIGNATION
217446	10 lb.	S2**26-1*****-11
217445	25 lb.	S2**26-2*****-11
217444	50 lb.	S2**26-3*****-11
217443	100 lb.	S2**26-4*****-11
216935	150 lb.	S2**26-5*****-11
NO SPRING	0	S2**26-N*****-11

MODEL DESIGNATION	HOUSING THD.	HOUSING REPAIR KIT	SCREW TORQUE TO 50-55 lb. ft.	HOUSING	NUT
S2**26-*C***-11	1-3/8	922938	3X-1306	283297	3X-282787

SERVICED IN 922692 BALL STUD KIT

- 223456 NUT
- 220948 DUST COVER
- 222395 BALL STUD SUB-ASSY (1-3/8 THD.)

86034 RETAINING RING
275958 WASHER

3X-211701 FITTING

276057 PIN

224567 BOLT (4 REQ'D) TORQUE TO 30-40 lb. ft.

FLANGED HOUSING	MODEL DESIGNATION
923249	S2**26-*B*****-11

3X-236827 NUT (4 REQ'D) TORQUE TO 30-40 lb. ft.

218360 STUD (4 REQ'D)

238894 SCREW
219234 WASHER

219232 SEAT (2 REQ'D)
219233 SPRING

219242 SPACER

284309 SLEEVE

219236 WASHER (2 REQ'D)

MODEL DESIGNATION	BALL STUD	NUT	DUST COVER
S2**26-**A*****-11	219243	223451	221589
S2**26-**B*****-11	219258	9640	
S2**26-**N*****-11			

VALVE SPOOL	MODEL DESIGNATION	GPM
220940	S2*C26	20
219246	S2*B26	13
220939	S2*A26	5

MODEL DESIGNATION	BODY
S20*26	222778
S21*26	225669

THE -10 DESIGN UNITS ARE NO LONGER SERVICED. TO CONVERT -10 DESIGN UNITS TO -11 DESIGN, ORDER THE FOLLOWING PARTS:

- 1864 COTTER
- 284309 SLEEVE
- 922787 BALL STUD KIT
- 922938 REPAIR KIT (1-3/8 THD)

