
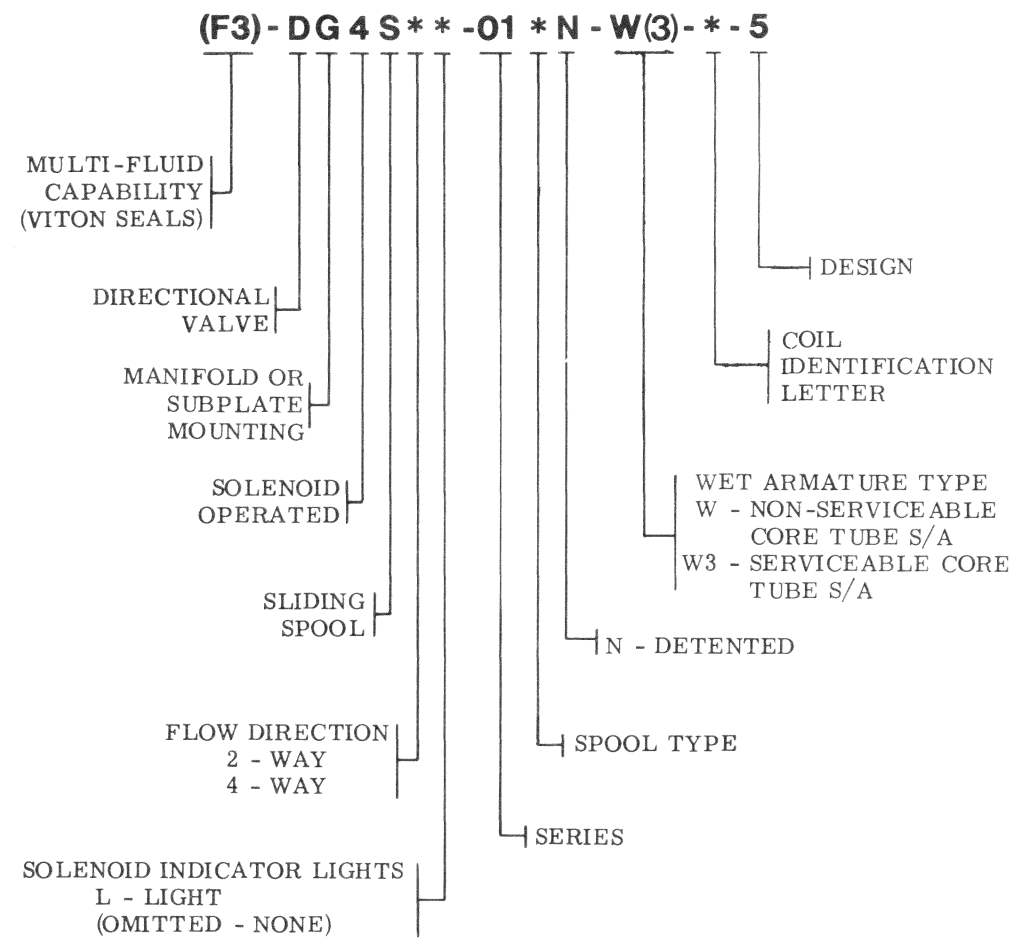
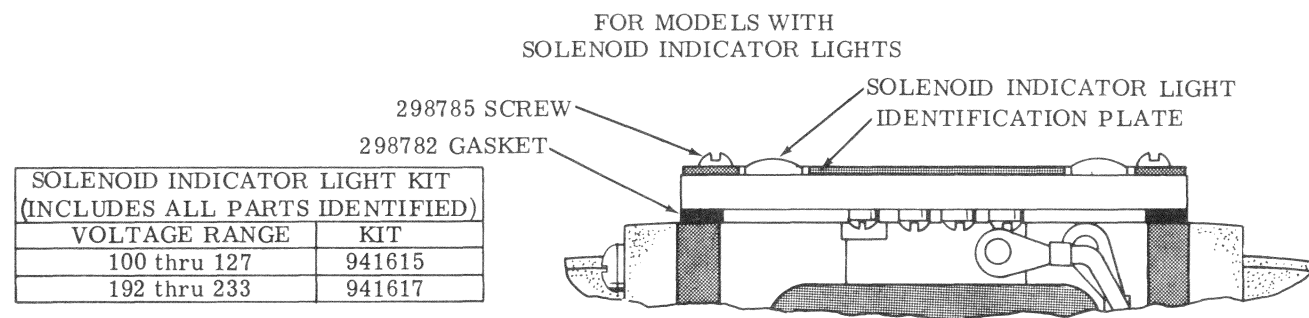


MODEL CODE BREAKDOWN



**WET ARMATURE
SOLENOID
OPERATED
DIRECTIONAL
VALVE**

WARNING: USE THIS DRAWING FOR PARTS INFORMATION ONLY.



NOTE
REFER TO PARTS DRAWING I-3487-S
FOR MODELS WITH PLUG-IN FEATURE.

To insure sustained efficiency and maximum trouble-free life of this precision equipment, initial and continuous filtration of the fluid medium to 35 microns absolute or less is essential. (For information pertaining to Sperry Vickers economical filters, see bulletin 81-216.)

Litho in U.S.A.

SERVICE PARTS INFORMATION

DG4S* - 01*N-W(3) - * - 51

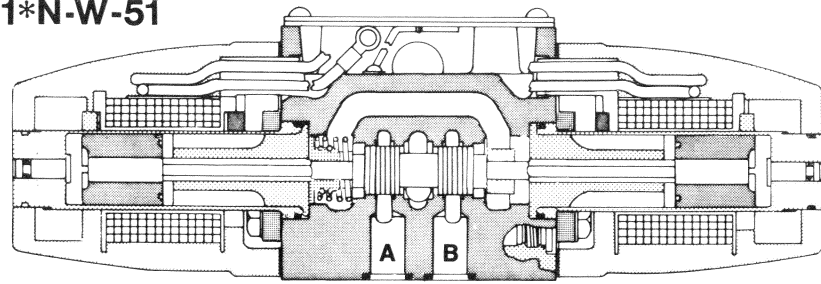
SPERRY VICKERS
TROY, MI. 48084

Revised 5-1-81

I-3559-S

WARNING: USE THIS DRAWING FOR PARTS INFORMATION ONLY.

DG4S*-01*N-W-51



MODEL	SPOOL	DIAGRAM PLATE	SPOOL KIT
DG4S2-012N-W-*-51	463393	577485	940702
DG4S4-010N-W-*-51	587970		940706
DG4S4-012N-W-*-51	587971		940707
DG4S4-016N-W-*-51	587972	577486	940708
DG4S4-017N-W-*-51	587973		940709
DG4S4-0133N-W-*-51	587974		940710

SPOOL KIT INCLUDES SPOOL, DIAGRAM PLATE, SEAL KIT AND PARTS PREFIXED WITH A CLOSED SQUARE SYMBOL (■).

▲ INCLUDED IN F3 SEAL KIT 920109

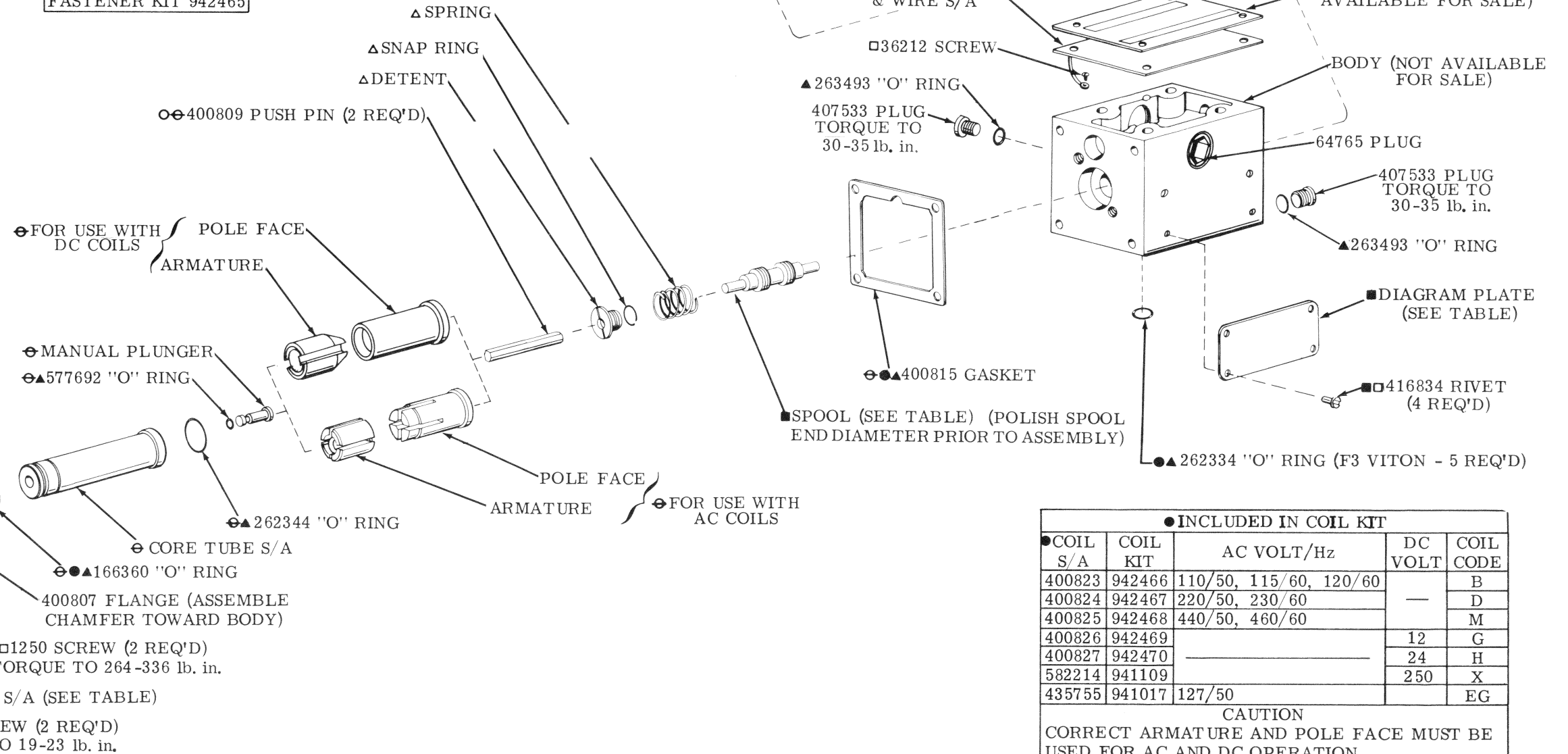
△ INCLUDED IN 941016 DETENT KIT

□ INCLUDED IN FASTENER KIT 942465

NOTE
PART NUMBERS PREFIXED WITH A SYMBOL ARE AVAILABLE ONLY AS SERVICE KITS.

COIL TYPE	CORE TUBE S/A	
	"W" NON-SERVICEABLE	"W3" SERVICEABLE
AC	587359	941034
DC		941035

⊖ INCLUDED IN SERVICEABLE (W3) CORE TUBE SUBASSEMBLY.



● INCLUDED IN COIL KIT

COIL S/A	COIL KIT	AC VOLT/Hz	DC VOLT	COIL CODE
400823	942466	110/50, 115/60, 120/60		B
400824	942467	220/50, 230/60		D
400825	942468	440/50, 460/60		M
400826	942469		12	G
400827	942470		24	H
582214	941109		250	X
435755	941017	127/50		EG

CAUTION
CORRECT ARMATURE AND POLE FACE MUST BE USED FOR AC AND DC OPERATION.