
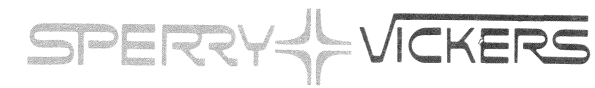
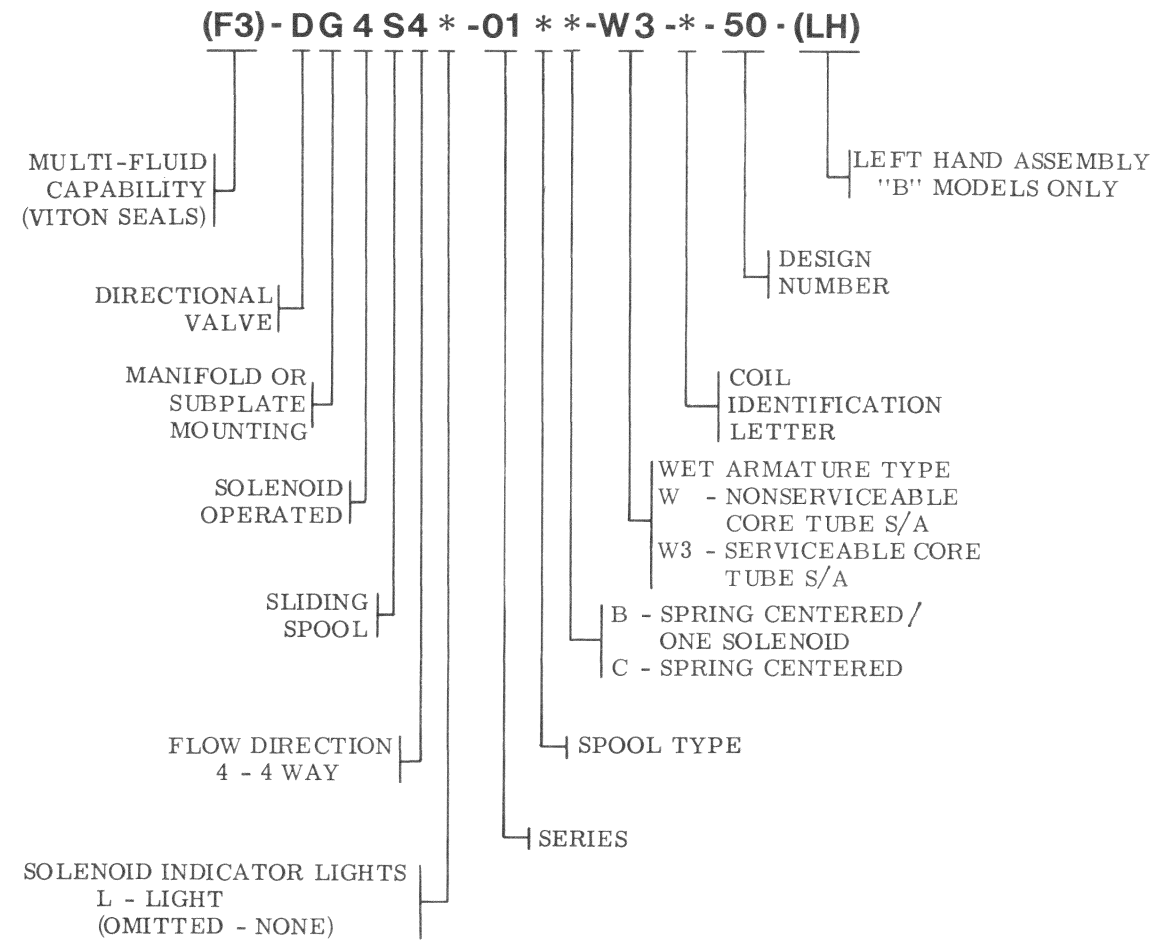
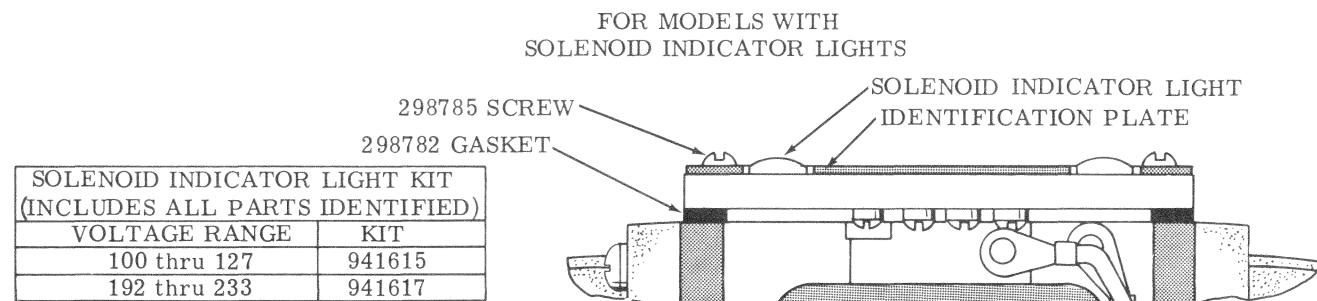


# MODEL CODE BREAKDOWN



**WARNING: USE THIS DRAWING FOR PARTS INFORMATION ONLY.**



NOTE  
REFER TO PARTS DRAWING I-3487-S FOR MODELS WITH PLUG-IN FEATURE.

To insure sustained efficiency and maximum trouble-free life of this precision equipment, initial and continuous filtration of the fluid medium to 35 microns absolute or less is essential. (For information pertaining to Sperry Vickers economical filters, see bulletin 81-216.)

Litho in U.S.A.

## SERVICE PARTS INFORMATION

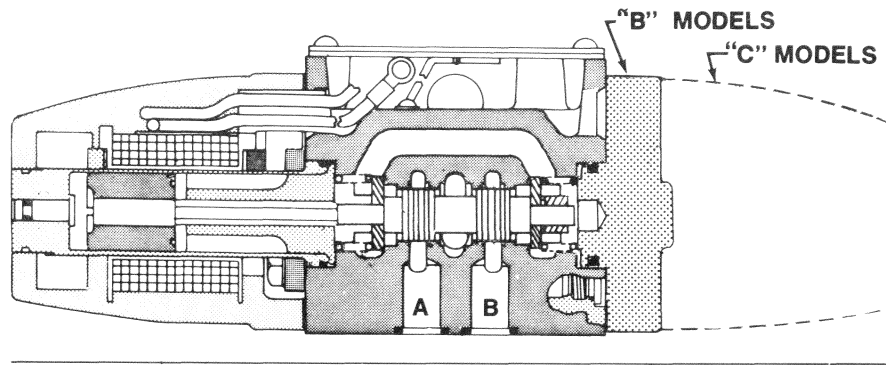
**DG4S4-01\*(\*)B/C-W-\*-50**

SPERRY VICKERS  
TROY, MI. 48084

Revised 5-1-81

I-3558-S

**WARNING: USE THIS DRAWING FOR PARTS INFORMATION ONLY.**



**DG4S4-01\*B/C-W-\*-50**

◆ORDER THIS SPOOL KIT WHEN VALVE IS USED AS THE PILOT STAGE ON DG5S4-\*\*\*4/8 C/D MODELS.

TYPE 68 IS THE SAME AS TYPE "6" EXCEPT SOLENOID IS ASSEMBLED ON OPPOSITE END OF VALVE AND DIAGRAM PLATE IS CHANGED. THE TYPE 68 MODEL IS FOR USE AS PILOT FOR SPRING CENTERED (C) TWO STAGE VALVES WITH "4" OR "8" TYPE SPOOLS ONLY.

TYPE 78 IS THE SAME AS TYPE "7" EXCEPT SOLENOID IS ASSEMBLED ON OPPOSITE END OF VALVE AND DIAGRAM PLATE IS CHANGED. THE TYPE 78 MODEL IS FOR USE AS PILOT FOR PRESSURE CENTERED (D) TWO STAGE VALVES WITH "4" OR "8" TYPE SPOOLS ONLY.

MODEL	SPOOL	DIAGRAM PLATE	SPOOL KIT
DG4S4-010B/C-W-*-50	463385	290341	940711
DG4S4-011B/C-W-*-50	463386	290342	940712
DG4S4-012B/C-W-*-50	463387	290343	940713
DG4S4-013B/C-W-*-50	463388	290344	940714
DG4S4-016B/C-W-*-50	463389	290345	940715
DG4S4-0168B/C-W-*-50		577480	◆941014
DG4S4-017B/C-W-*-50	463390	290346	940716
DG4S4-0178B/C-W-*-50		577482	◆941015
DG4S4-018B/C-W-*-50	463391	290340	940717
DG4S4-0133B/C-W-*-50	463392	577484	940718

ASSEMBLE TYPE 1 SPOOL WITH RELIEVED LAND TOWARD "A" PORT.  
ASSEMBLE TYPE 3 SPOOL WITH NARROW LAND TOWARD "A" PORT.

SPOOL KIT INCLUDES SPOOL, DIAGRAM PLATE, SEAL KIT AND PARTS PREFIXED WITH A CLOSED SQUARE SYMBOL (■).

COIL TYPE	"W" NON-SERVICEABLE	"W3" SERVICEABLE
AC	587359	941034
DC	—	941035

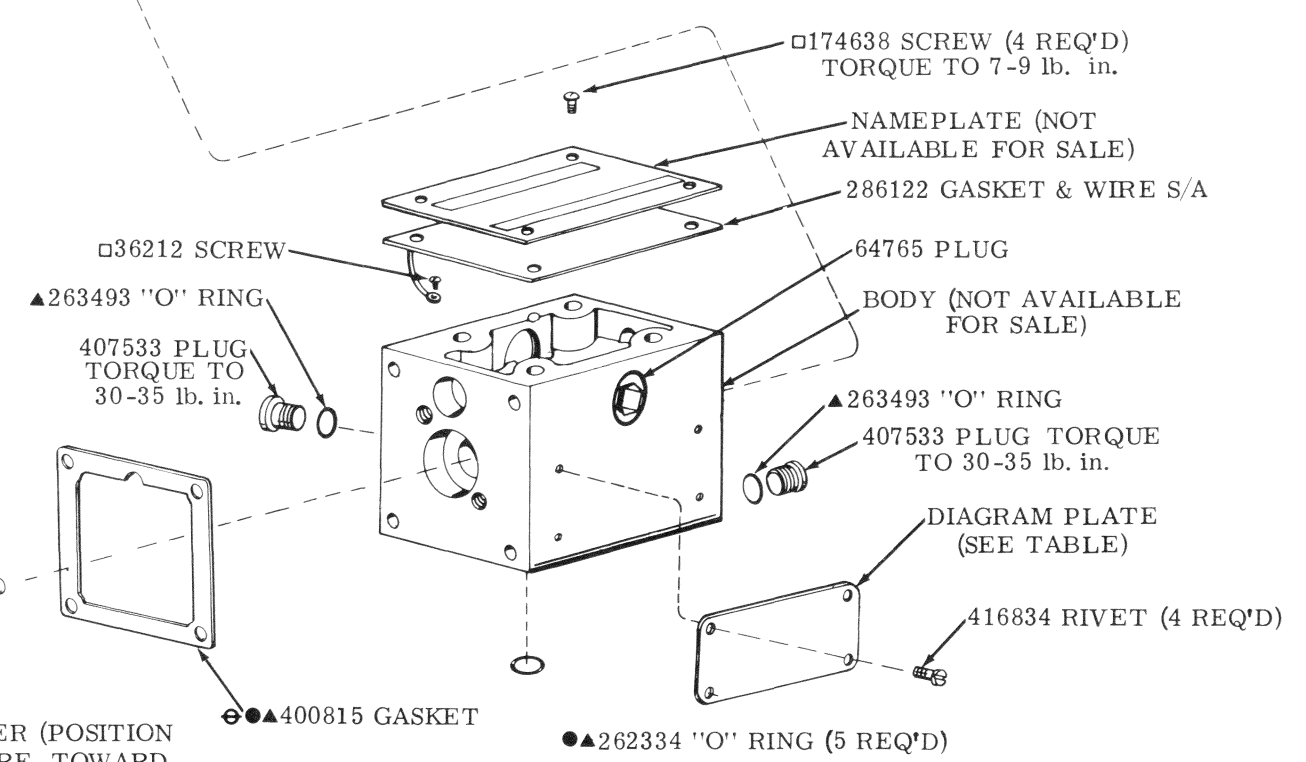
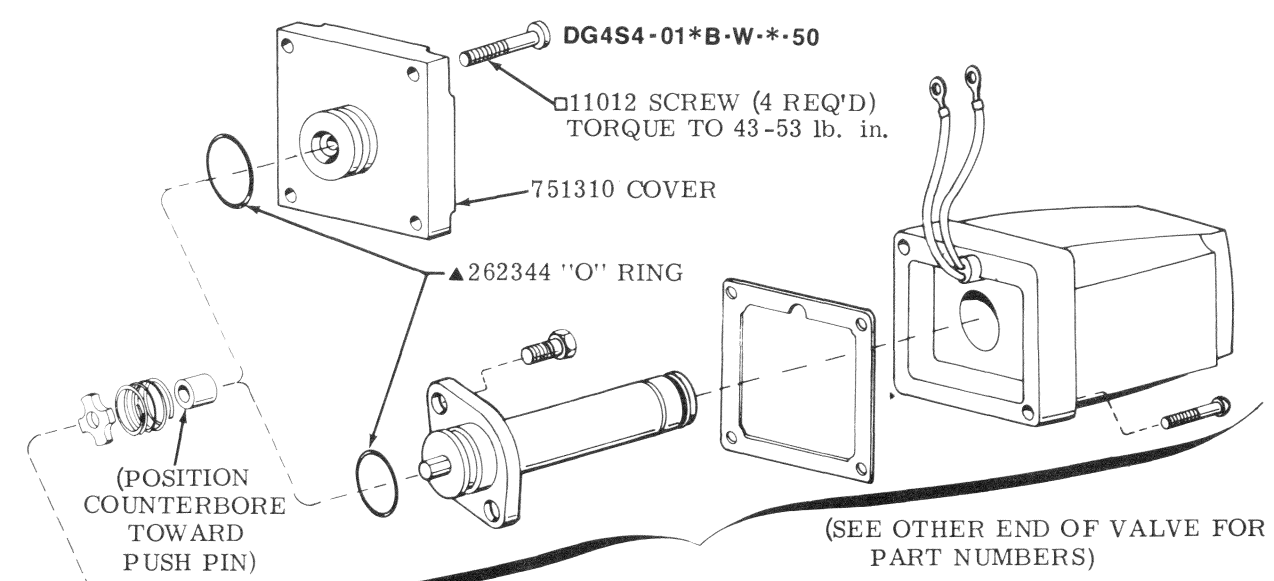
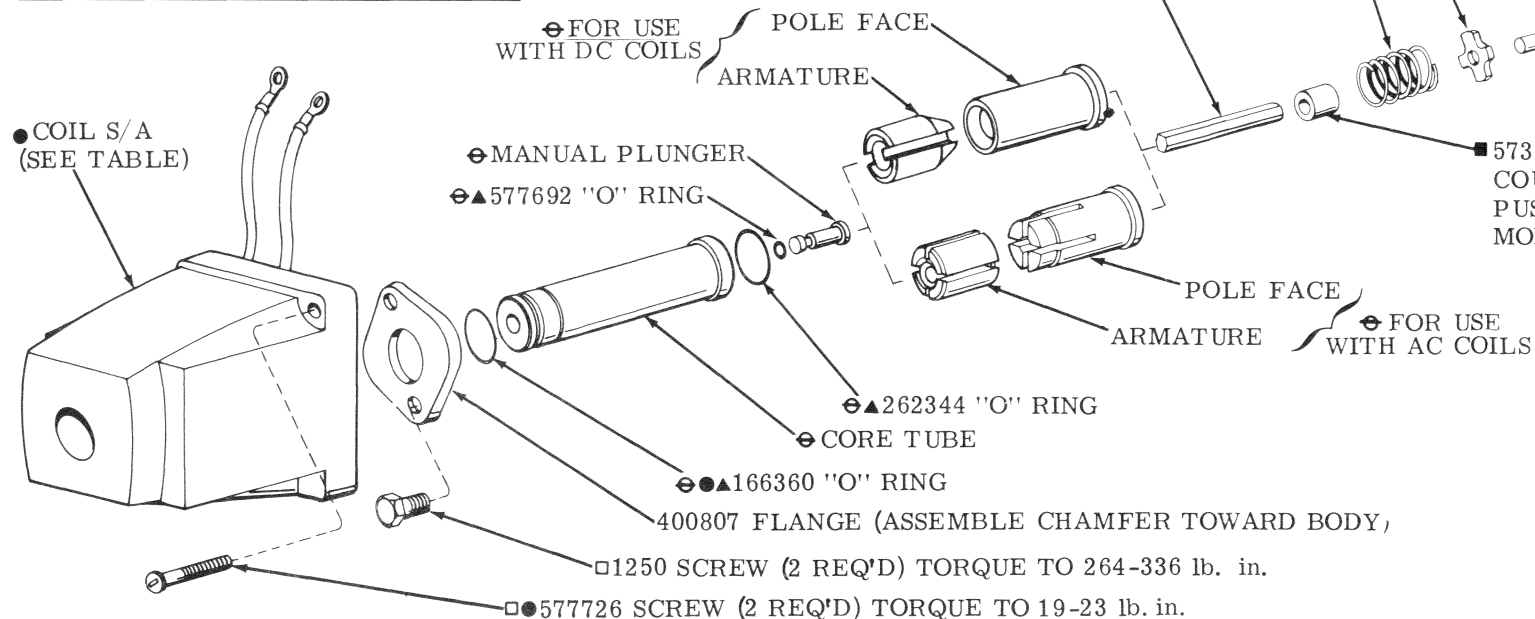
⊖ INCLUDED IN SERVICEABLE (W3) CORE TUBE SUBASSEMBLY.

NOTE  
RIGHT HAND ASSEMBLY SHOWN (B MODELS). FOR LEFT HAND ASSEMBLY ALL PARTS, EXCEPT BODY, ARE REVERSED. EXAMPLE OF LEFT HAND MODEL: DG4S4-012B-W-\*-50-LH.

△ ASSEMBLE WASHER WITH SHARP BREAK EDGE TOWARD OUTSIDE OF VALVE.

- SPOOL (SEE TABLE)
- △ ■ 400816 WASHER
- 290072 SPRING
- 217323 SPRING (DG4S4-018 ONLY)

⊖ 400809 PUSH PIN (2 REQ'D C MODELS) (1 REQ'D B MODELS)



NOTE  
PART NUMBERS PREFIXED WITH A SYMBOL ARE AVAILABLE ONLY AS SERVICE KITS.

▲ INCLUDED IN F3 SEAL KIT 920109

□ INCLUDED IN FASTENER KIT 942465

● INCLUDED IN COIL KIT

COIL S/A	COIL KIT	AC VOLT/Hz	DC VOLT	COIL CODE
400823	942466	110/50, 115/60, 120/60	—	B
400824	942467	220/50, 230/60	—	D
400825	942468	440/50, 460/60	—	M
400826	942469	—	12	G
400827	942470	—	24	H
435755	941017	127/50	—	EG
582214	941109	—	250	X

\*CAUTION  
CORRECT ARMATURE AND POLE FACE MUST BE USED FOR AC AND DC OPERATION.