
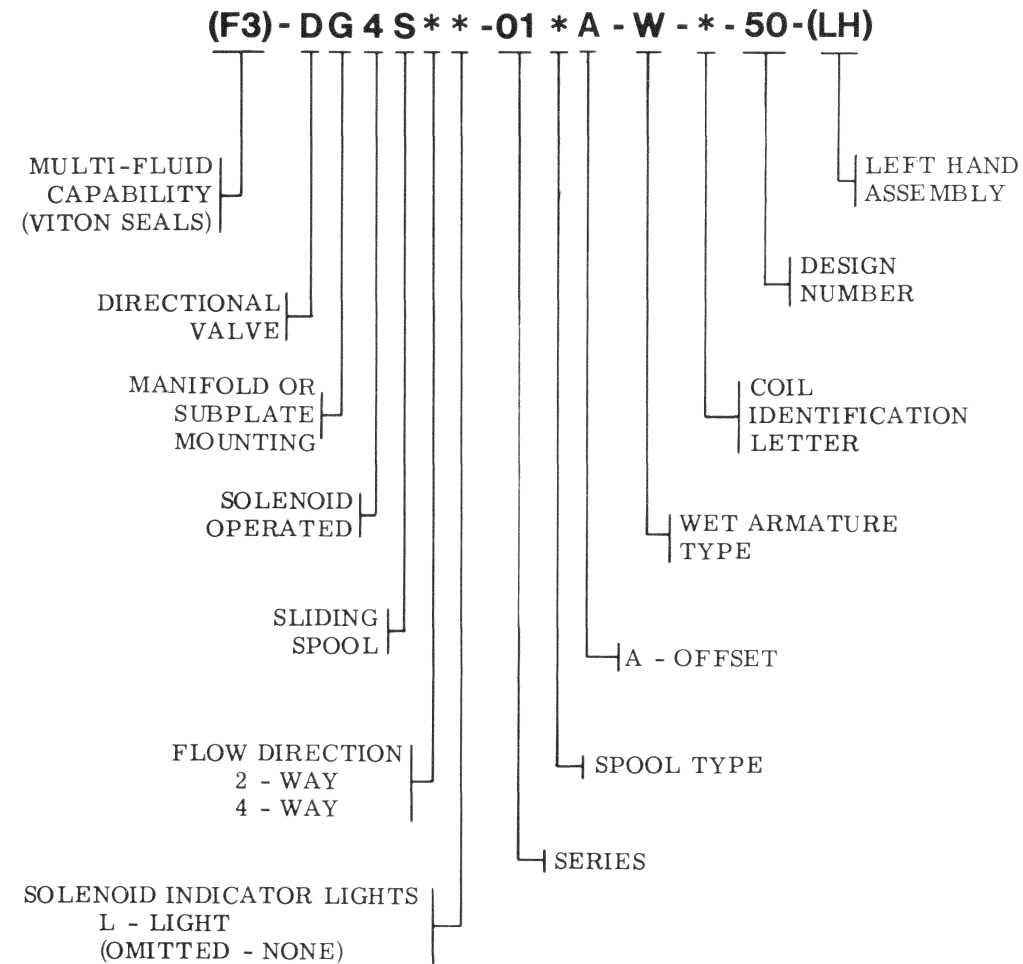


MODEL CODE BREAKDOWN

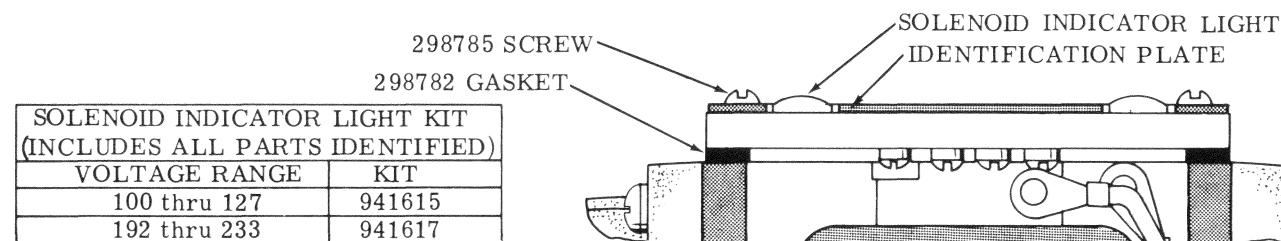


WARNING: USE THIS DRAWING FOR PARTS INFORMATION ONLY.

SERVICE PARTS INFORMATION

DG4S*-01*A-W*-50

FOR MODELS WITH SOLENOID INDICATOR LIGHTS



NOTE
REFER TO PARTS DRAWING I-3487-S FOR MODELS WITH PLUG-IN FEATURE.

To insure sustained efficiency and maximum trouble-free life of this precision equipment, initial and continuous filtration of the fluid medium to 25 microns absolute or less is essential. (For information pertaining to Sperry Vickers economical 3 or 10 micron filters, see installation drawing 522140.)

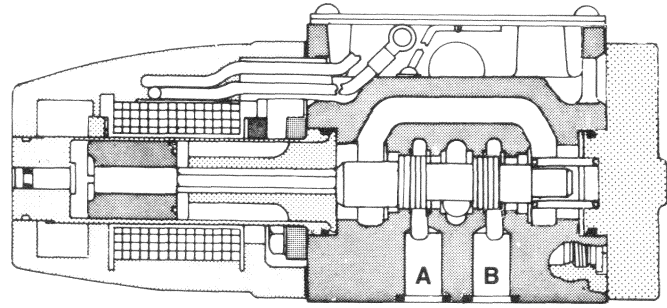
Litho in U.S.A.

Revised 11-1-80

SPERRY VICKERS
TROY, MI. 48084

I-3557-S

DG4S*-01*A-W-*-50



WARNING: USE THIS DRAWING FOR PARTS INFORMATION ONLY.

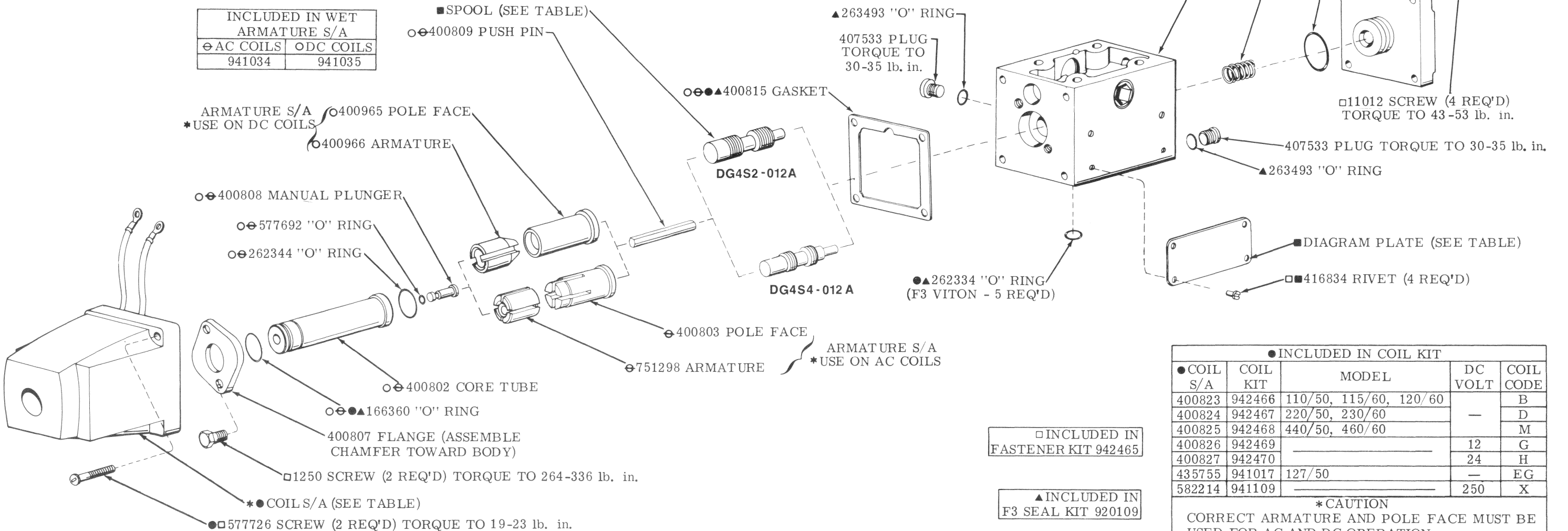
NOTE
RIGHT HAND ASSEMBLY SHOWN. FOR LEFT HAND ASSEMBLY ALL PARTS, EXCEPT BODY, ARE REVERSED. EXAMPLE OF LEFT HAND MODEL: DG4S*-012A-W-*-50-LH.

MODEL	SPOOL	DIAGRAM PLATE	SPOOL KIT
DG4S2-012A-W-*-50	573396	290347	940701
DG4S2-012A-W-*-50LH		577488	941010
DG4S4-010A-W-*-50	572287	290348	940703
DG4S4-010A-W-*-50LH		577490	941011
DG4S4-012A-W-*-50	463426	290348	940704
DG4S4-012A-W-*-50LH		577490	941012
DG4S4-016A-W-*-50		290348	940705
DG4S4-016A-W-*-50LH	572288	577490	941013

NOTE
PART NUMBERS PREFIXED WITH A SYMBOL ARE AVAILABLE ONLY AS SERVICE KITS.

SPOOL KIT INCLUDES SPOOL, DIAGRAM PLATE, SEAL KIT, AND PARTS PREFIXED WITH A CLOSED SQUARE SYMBOL (■).

INCLUDED IN WET ARMATURE S/A	
AC COILS	DC COILS
941034	941035



□ INCLUDED IN FASTENER KIT 942465

▲ INCLUDED IN F3 SEAL KIT 920109

● INCLUDED IN COIL KIT				
COIL S/A	COIL KIT	MODEL	DC VOLT	COIL CODE
400823	942466	110/50, 115/60, 120/60	—	B
400824	942467	220/50, 230/60	—	D
400825	942468	440/50, 460/60	—	M
400826	942469	—	12	G
400827	942470	—	24	H
435755	941017	127/50	—	EG
582214	941109	—	250	X

*** CAUTION**
CORRECT ARMATURE AND POLE FACE MUST BE USED FOR AC AND DC OPERATION.