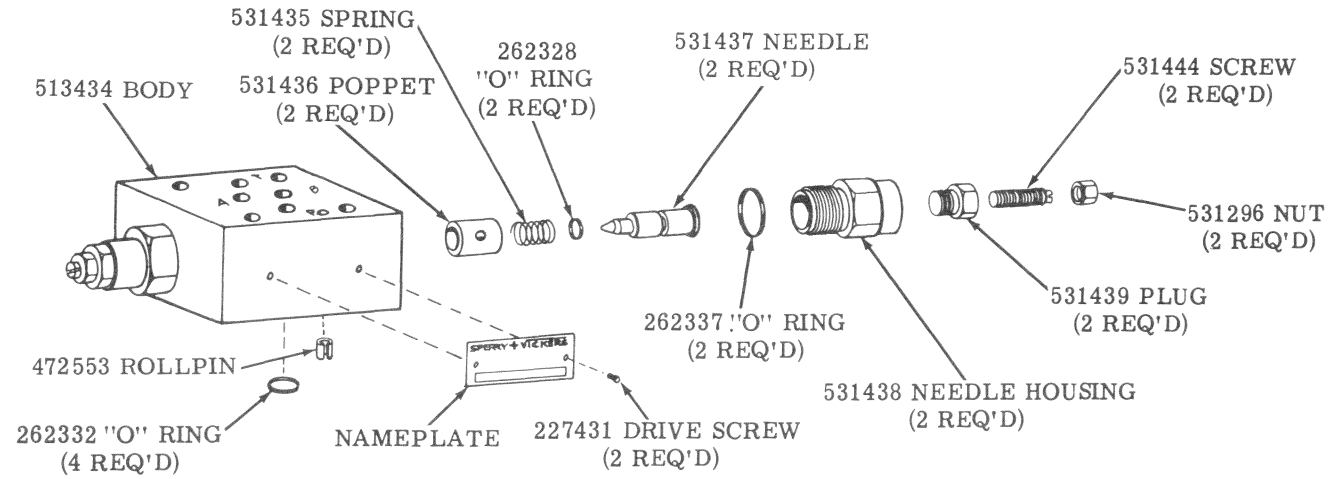


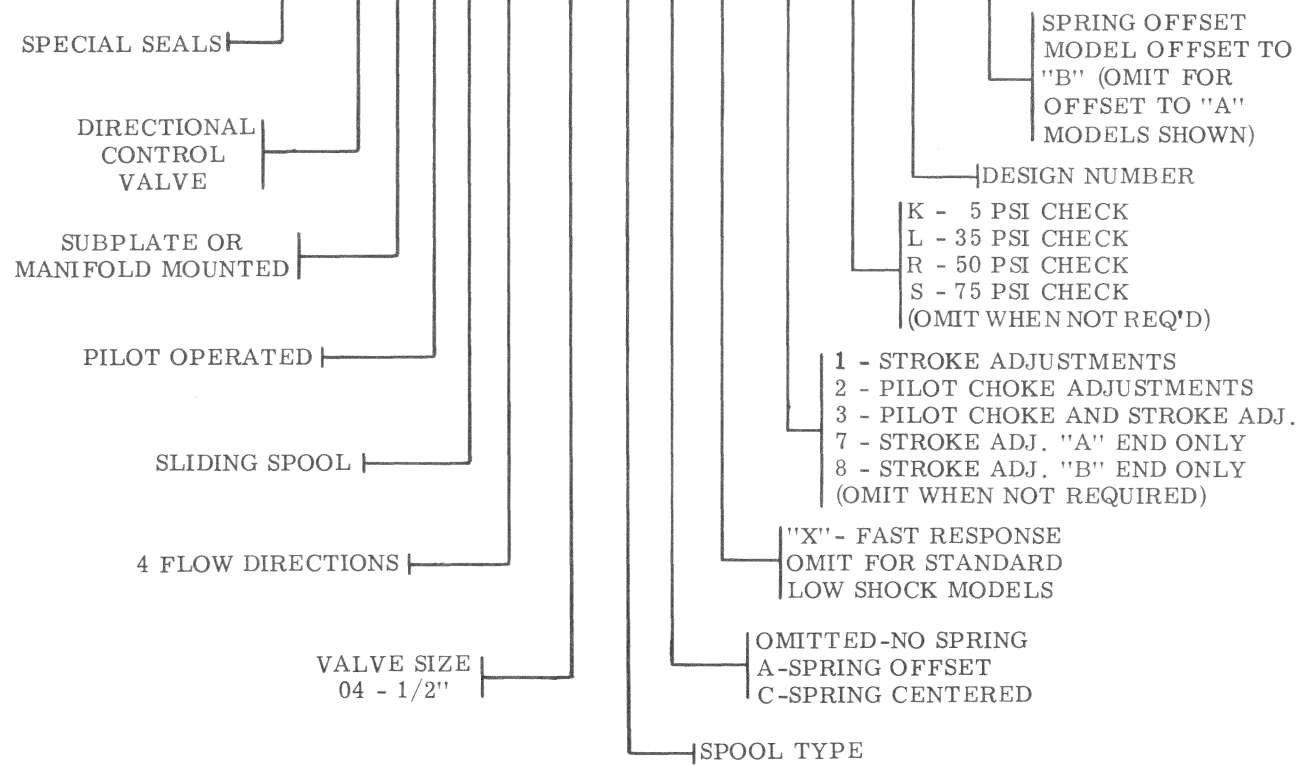


PILOT CHOKE MODEL NO. DGMFN-3-Y-A2W-B2W-20



MODEL CODE BREAKDOWN

(F3) - D G 3 S 4 - 04 * (*)(*)-(*)-R-40-(LH)



**SERVICE
 PARTS
 INFORMATION**

DG3S4-04*(*)-(*)-40

To insure sustained efficiency and maximum trouble-free life of this precision equipment, initial and continuous filtration of the fluid medium to 25 microns absolute or less is essential. (For information pertaining to Sperry Vickers economical 3 or 10 micron filters, see installation drawing 522140.)

Litho in U. S. A.

Revised 1-1-81

SPERRY VICKERS
 TROY, MI. 48084

I-3549-S

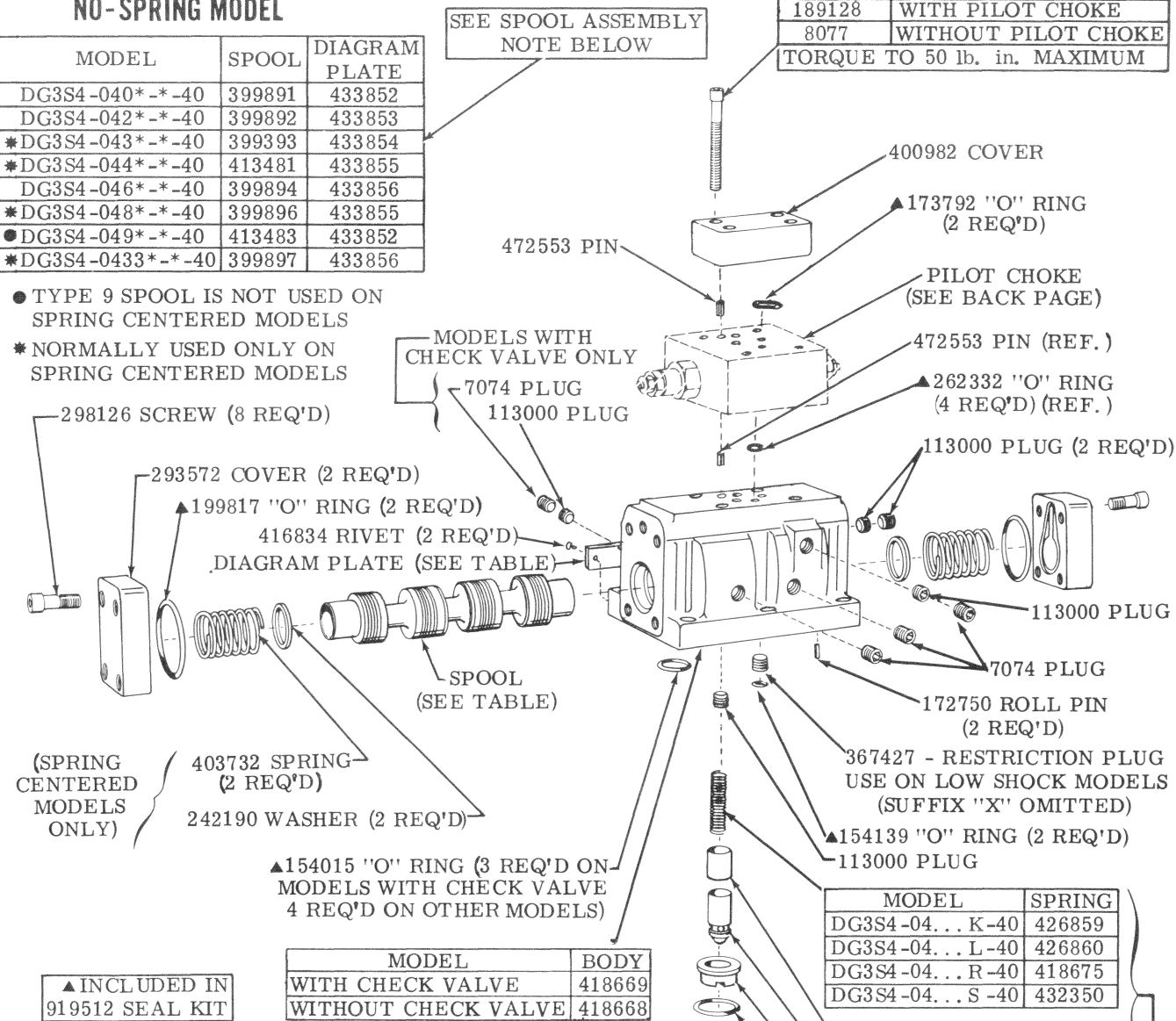
SPRING CENTERED MODEL & NO-SPRING MODEL

MODEL	SPOOL	DIAGRAM PLATE
DG3S4-040*-40	399891	433852
DG3S4-042*-40	399892	433853
DG3S4-043-40	399393	433854
DG3S4-044-40	413481	433855
DG3S4-046*-40	399894	433856
DG3S4-048-40	399896	433855
●DG3S4-049*-40	413483	433852
DG3S4-0433-40	399897	433856

SCREW (4 REQ'D)	MODEL
189128	WITH PILOT CHOKE
8077	WITHOUT PILOT CHOKE

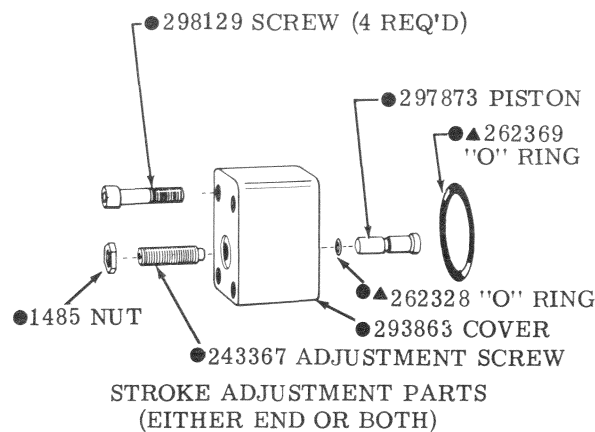
TORQUE TO 50 lb. in. MAXIMUM

- TYPE 9 SPOOL IS NOT USED ON SPRING CENTERED MODELS
- * NORMALLY USED ONLY ON SPRING CENTERED MODELS



▲ INCLUDED IN 919512 SEAL KIT

● INCLUDED IN STROKE ADJ. KIT 941029



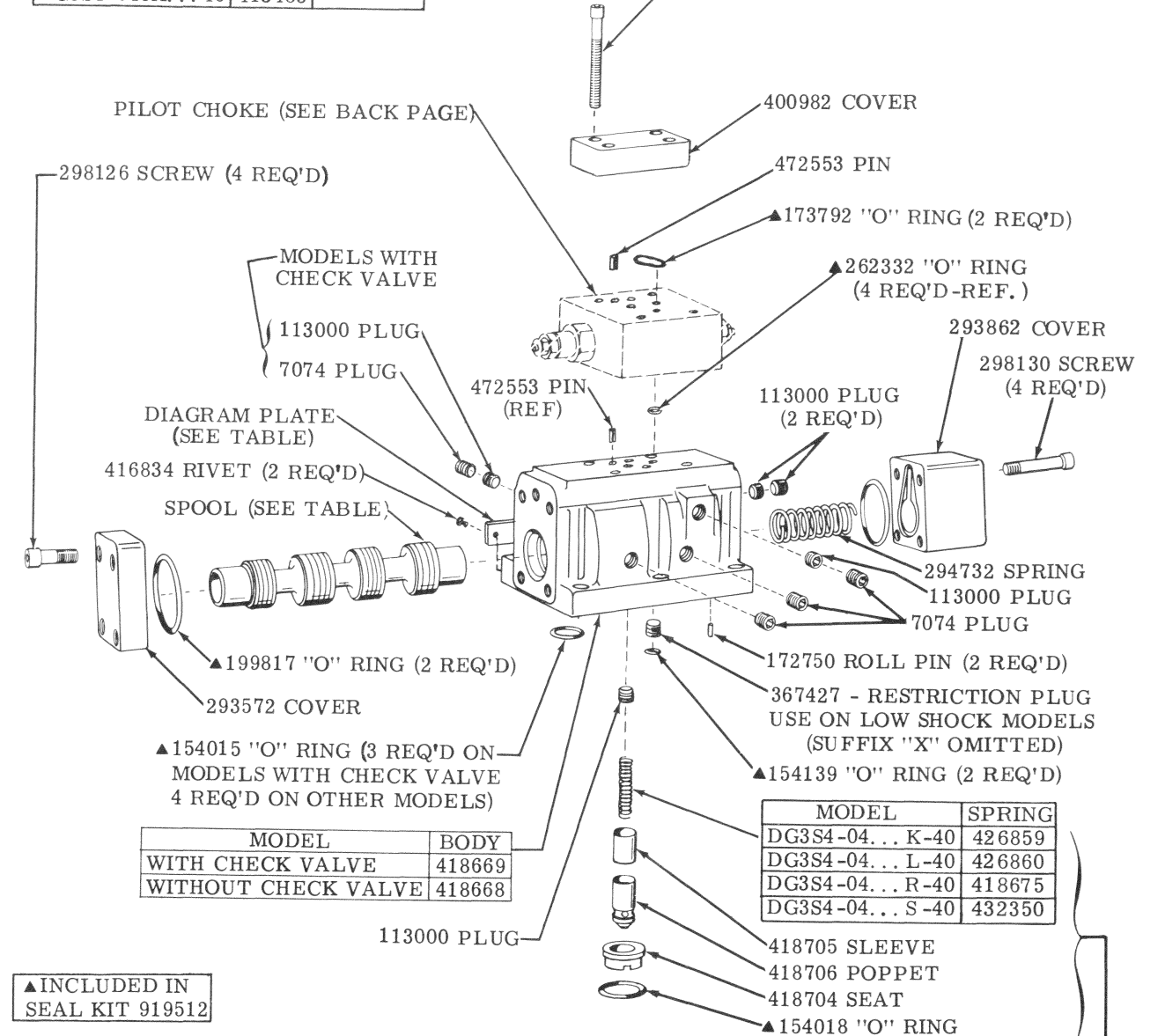
ASSEMBLE TYPE 3 SPOOL WITH NARROW LAND TOWARD "A" END OF UNIT.

SPRING OFFSET MODEL

MODEL	SPOOL	DIAGRAM PLATE
DG3S4-040A... 40	399891	433851
DG3S4-042A... 40	413482	
DG3S4-046A... 40	399894	
DG3S4-049A... 40	413483	

SCREW (4 REQ'D)	MODEL
189128	WITH PILOT CHOKE
8077	WITHOUT PILOT CHOKE

TORQUE TO 50 lb. in. MAXIMUM



▲ INCLUDED IN SEAL KIT 919512

NOTE: R.H. ASSEMBLY SHOWN. FOR L.H. ASSEMBLY THE END COVERS AND SPRING ARE ASSEMBLED ON SIDE OPPOSITE OF THAT SHOWN. FOR STROKE ADJUST PARTS SEE OTHER PAGE.

STROKE ADJUST COVER PARTS ARE SHOWN ON OTHER PAGE.

MODELS WITH CHECK VALVE ONLY