

PLUG INSTALLATION TABLE			
MODEL	"A" PLUG	"B" PLUG	"C" PLUG
DG5S4-04-40		367427	OUT
DG5S4-04-X-40	DOES NOT EXIST	OUT	OUT
DG5S4-04-E-40		113000	367427
DG5S4-04-X-E-40		113000	OUT
DG5S4-04-K/L/R/S-40	367427	113000	OUT
DG5S4-04-X-K/L/R/S-40	OUT	113000	OUT
DG5S4-04-E-K/L/R/S-40	113000	113000	367427
DG5S4-04-X-E-K/L/R/S-40	113000	113000	OUT

**NOTE**  
OPEN CENTER SPOOLS 0, 4, 8, & 9 CANNOT FUNCTION WITH INTERNAL DRAIN "T" UNLESS EXTERNAL PILOT PRESSURE "E" OR A 50/75 PSI CHECK "R"/"S" IS USED.

SCREW (4 REQ'D)	MODEL
10932	WITHOUT CHOKE
207900	WITH CHOKE

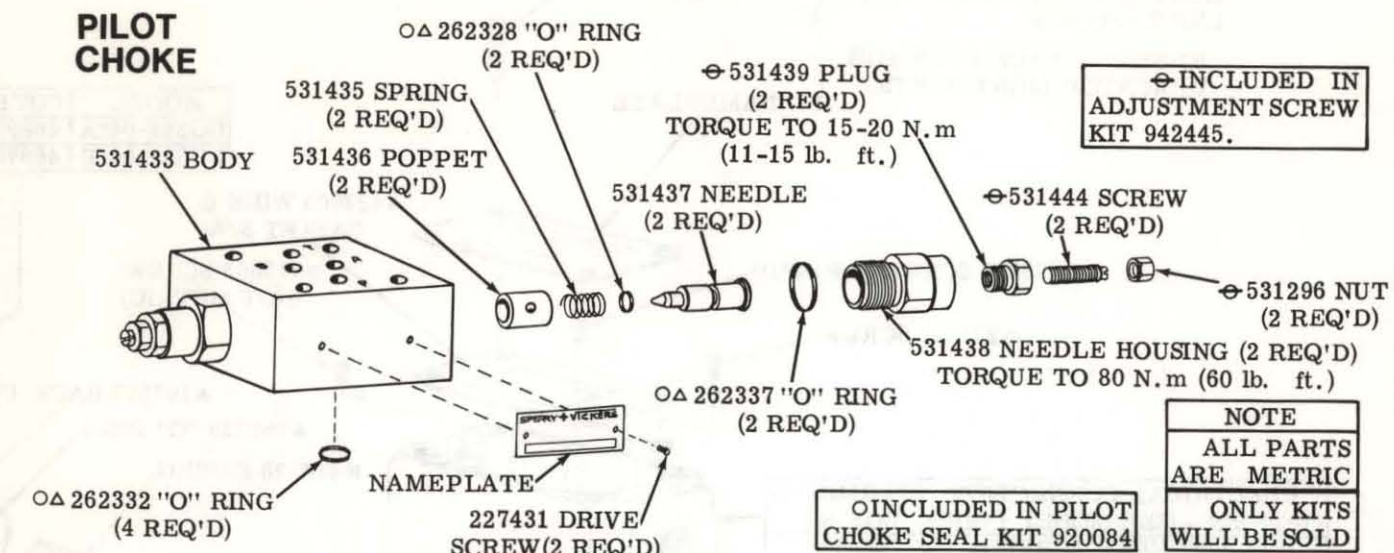
TORQUE TO 5.6 N. m MAX. (50 lb. in. MAX.)

MODEL	BODY
WITH CHECK VALVE	418669
WITHOUT CHECK VALVE	418668

MODEL	SPOOL
DG5S4-040A/B/C/N*-**--*-**--*-40	399891
DG5S4-042A/B/C/N*-**--*-**--*-40	399892
DG5S4-043B/C*-**--*-**--*-40	*399893
DG5S4-044B/C*-**--*-**--*-40	413481
DG5S4-046A/B/C/N*-**--*-**--*-40	399894
DG5S4-048B/C*-**--*-**--*-40	399896
DG5S4-049A/B/C/N*-**--*-**--*-40	413483
DG5S4-0433B/C*-**--*-**--*-40	399897

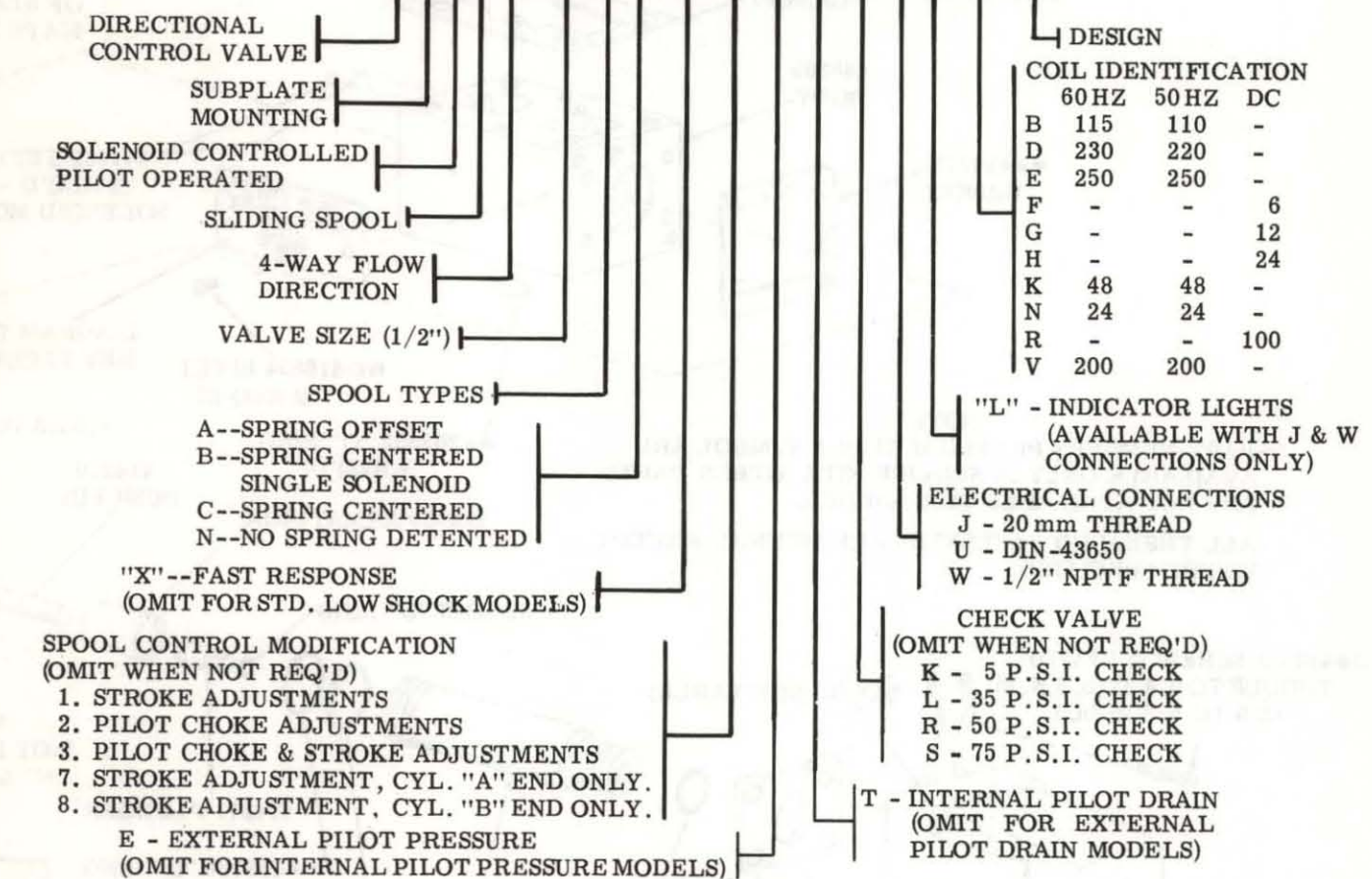
\*ASSEMBLY TYPE "3" SPOOL 399893 WITH NARROW LAND TOWARD "A" END OF UNIT.

IDENTIFICATION PLATE	
SPRING CENTERED MODELS	
SPOOL TYPE	PLATE PART NUMBER
0, 9	433852
2	433853
3	433854
4, 8	433855
6, 33	433856
NO SPRING DETENTED	
0, 9	433852
2	433853
6, 33	433856
SPRING OFFSET	
0, 2, 6, 9	433851

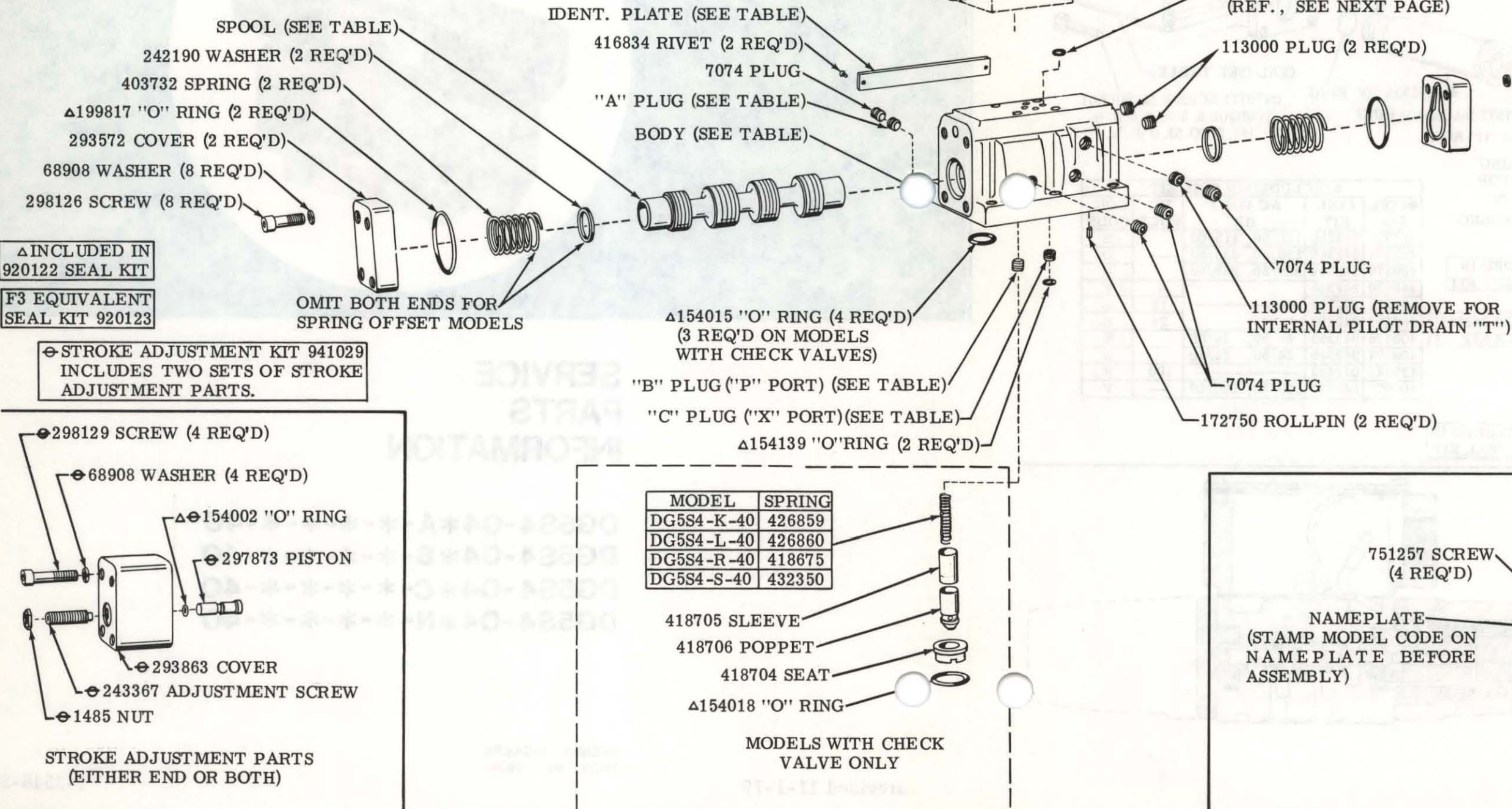


### MODEL CODE BREAKDOWN

DG5S4-04\*\*--\*-\*\*--\*-\*\*--\*-40



To insure sustained efficiency and maximum trouble-free life of this precision equipment, initial and continuous filtration of the fluid medium to 25 microns absolute or less is essential. (For information pertaining to Sperry Vickers economical 3 or 10 micron filters, see installation drawing 522140.)



MODEL	SPRING
DG5S4-K-40	426859
DG5S4-L-40	426860
DG5S4-R-40	418675
DG5S4-S-40	432350

ALL PARTS SHOWN INCLUDED IN SERVICE KIT	LIGHT S/A	VOLTAGE RANGE
942385	751255	110/127 V AC
942386	751256	192/233 V AC

