
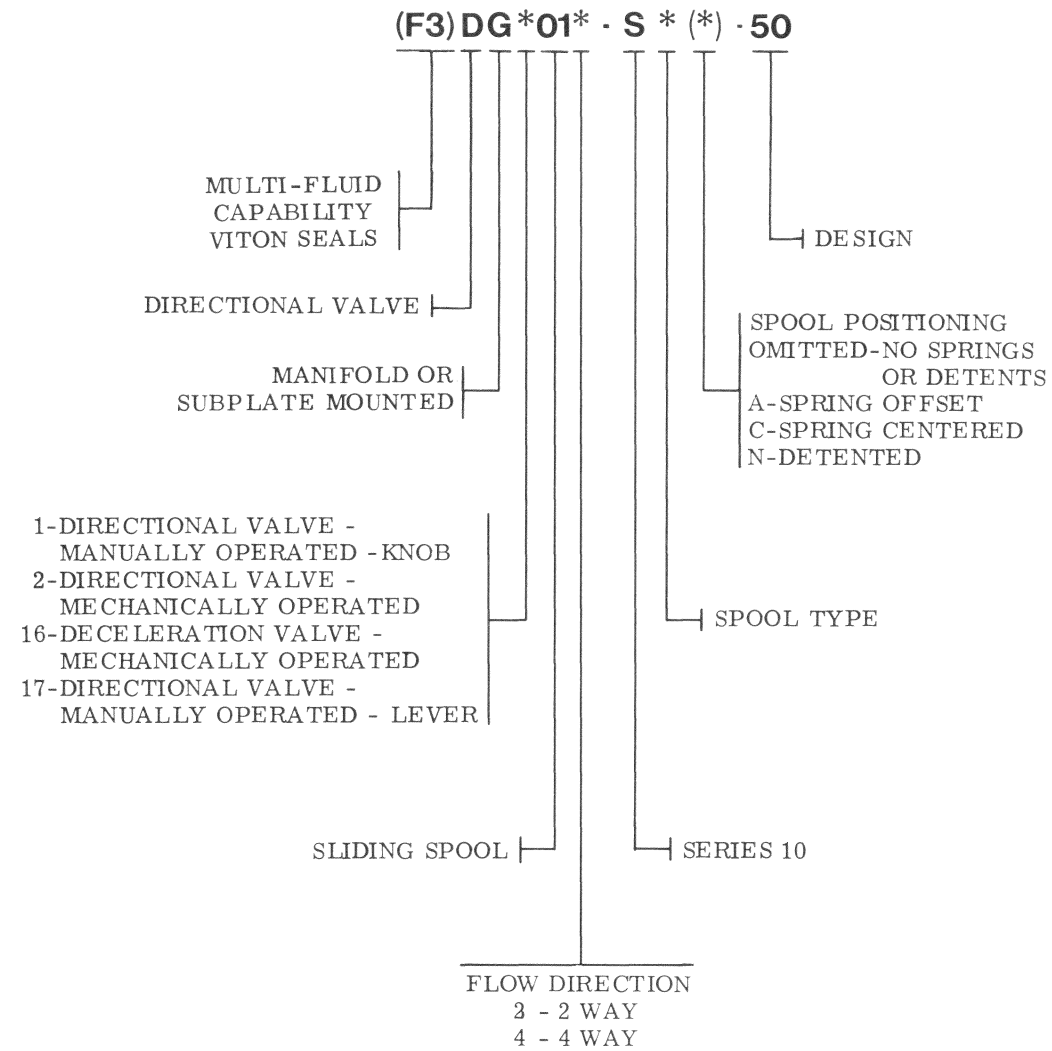


MODEL CODE BREAKDOWN



SERVICE PARTS INFORMATION

DG1(7)S*-01*(*)-50

DG2S*-012A-50

DG16S2-010A-50

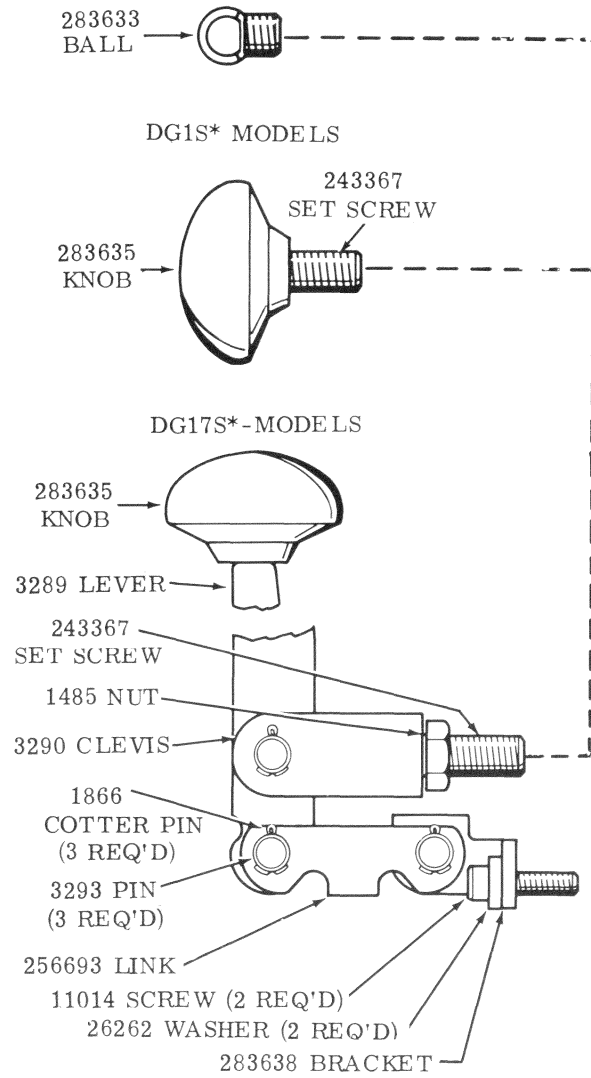
WARNING: USE THIS DRAWING FOR PARTS INFORMATION ONLY.

To insure sustained efficiency and maximum trouble-free life of this precision equipment, initial and continuous filtration of the fluid medium to 25 microns absolute or less is essential. (For information pertaining to Sperry Vickers economical 3 or 10 micron filters, see installation drawing 522140.)

DIRECTIONAL VALVES
DG1(7)S*-012A-50
DG2S*-012A-50
DECELERATION VALVE
DG16S2-010A-50

MODEL	SCREW
DG1S*-	185645
DG2S*-	(4 REQ'D)
DG16S2-	185645(2 REQ'D)
DG17S*-	185645(2 REQ'D)

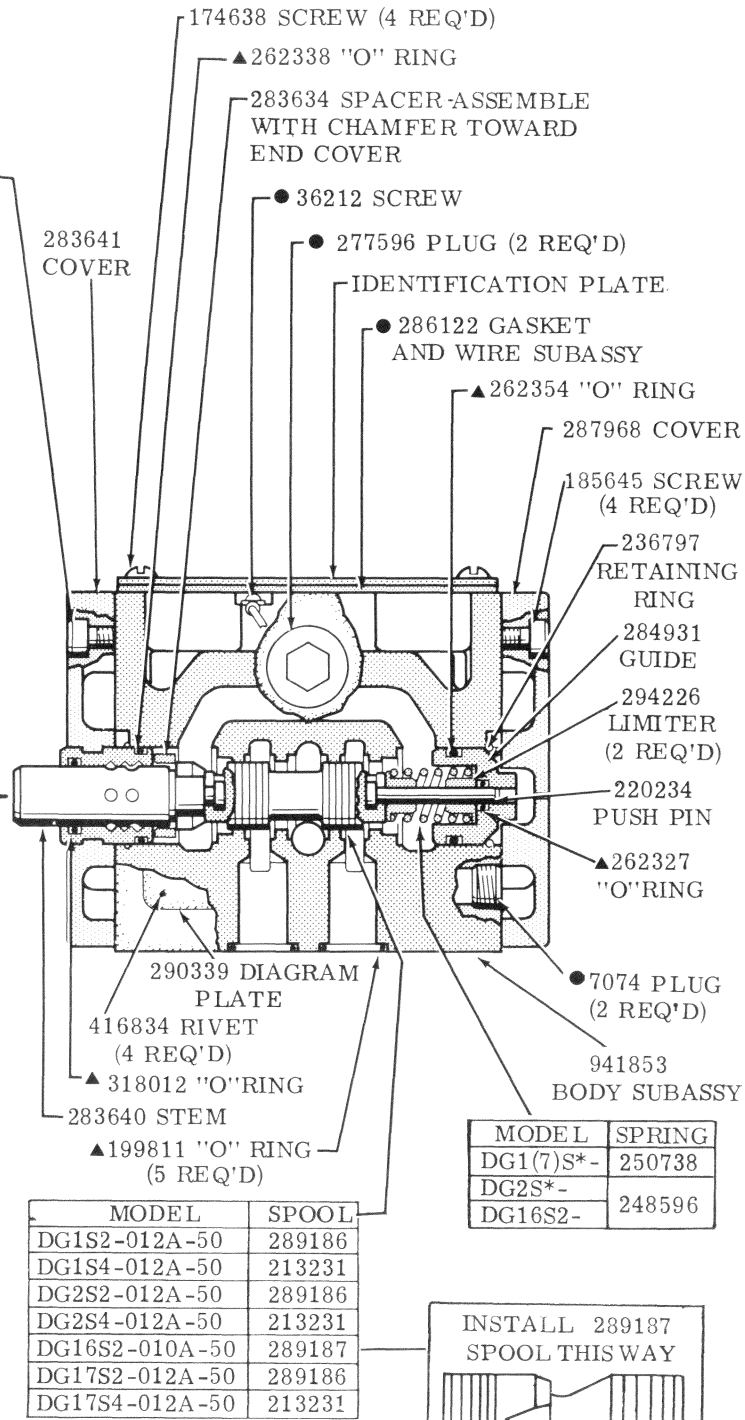
DG2S*-AND DG16S2-MODELS



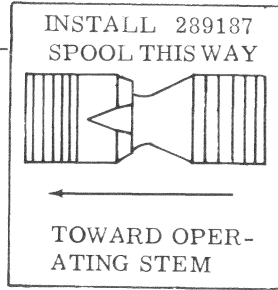
▲ INCLUDED IN SEAL KIT 919423

EQUIVALENT F3 SEAL KIT 919432

● INCLUDED IN 941853 BODY SUBASSY



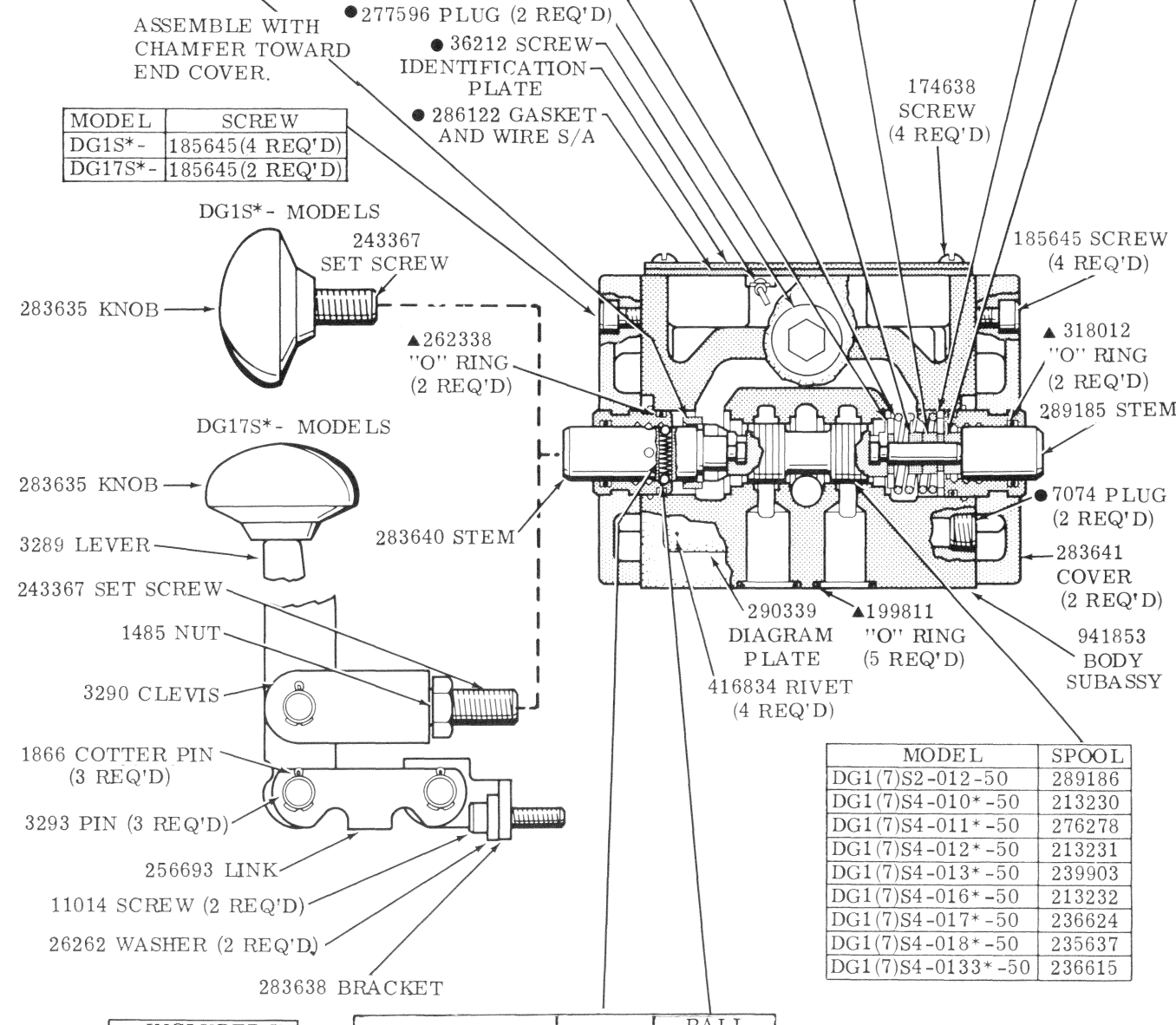
MODEL	SPRING
DG1(7)S*-	250738
DG2S*-	248596



DIRECTIONAL VALVES
DG1(7)S*-01*(C)-50
DG1(7)S*-01*(N)-50

*ASSEMBLE ON SPOOL WITH SHARP BREAK EDGE OF WASHER TOWARD THE SPRING.

SPACER	MODEL	WASHER	SPRING	SPACER	SPACER	WASHER	SPACER
283634	DG1(7)S2-012-50	—	—	—	298110	283632	—
—	DG1S4-018C-50	*283637	290072	—	349821	283632	283631
—	DG1S4-01*C-50	283632	290072	283639	283639	283632	283639
—	DG17S4-018C-50	*283637	312100	—	349821	283632	283631
—	DG17S4-01*C-50	283632	312100	283639	283639	283632	283639
—	DG1(7)S4-018N-50	—	—	—	349821	283632	—
283634	DG1(7)S4-01*N-50	—	—	—	298110	283632	—



▲ INCLUDED IN SEAL KIT 919423

EQUIVALENT F3 SEAL KIT 919432

● INCLUDED IN 941853 BODY SUBASSY

MODEL	SPRING	BALL (2 REQ'D)
DG1(7)S4-01*N-50	256725	242746

NOTE: DETENT PARTS SHOWN IN POSITION FOR TYPE 8 SPOOL. ASSEMBLE IN HOLE CLOSER TO END COVER FOR ALL OTHER SPOOLS.