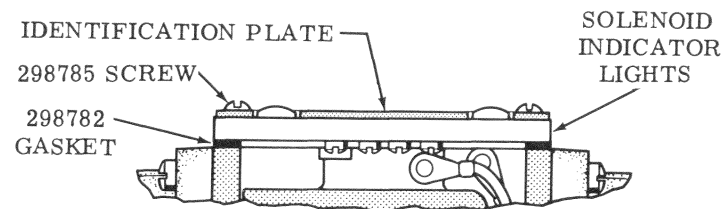
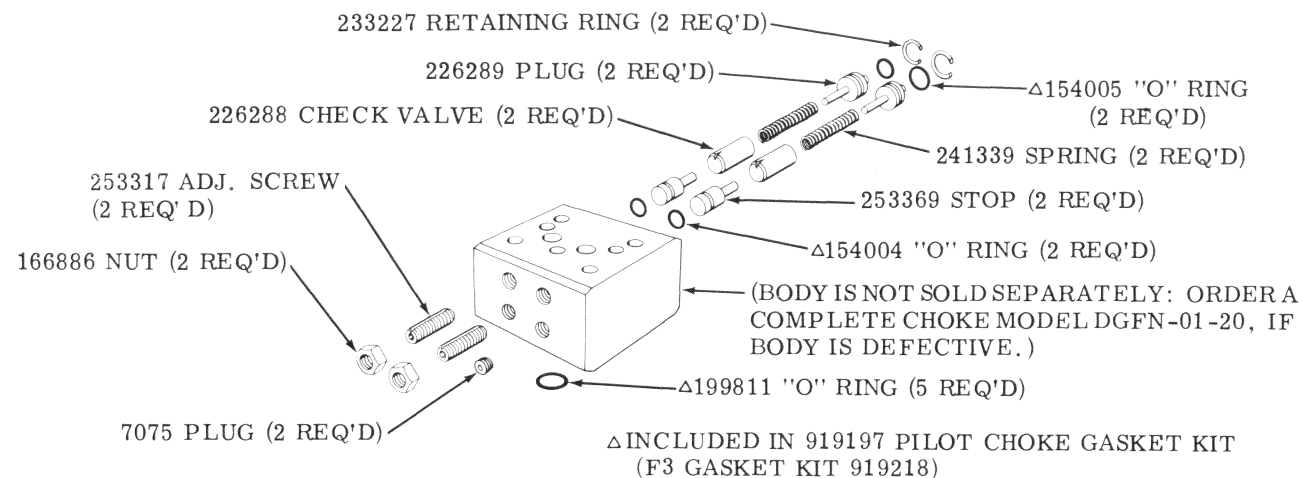


SOLENOID INDICATOR LIGHT KIT (INCLUDES ALL PARTS IDENTIFIED)	
VOLTAGE RANGE	KIT
100 thru 125	941615

FOR MODELS WITH
SOLENOID INDICATOR LIGHTS


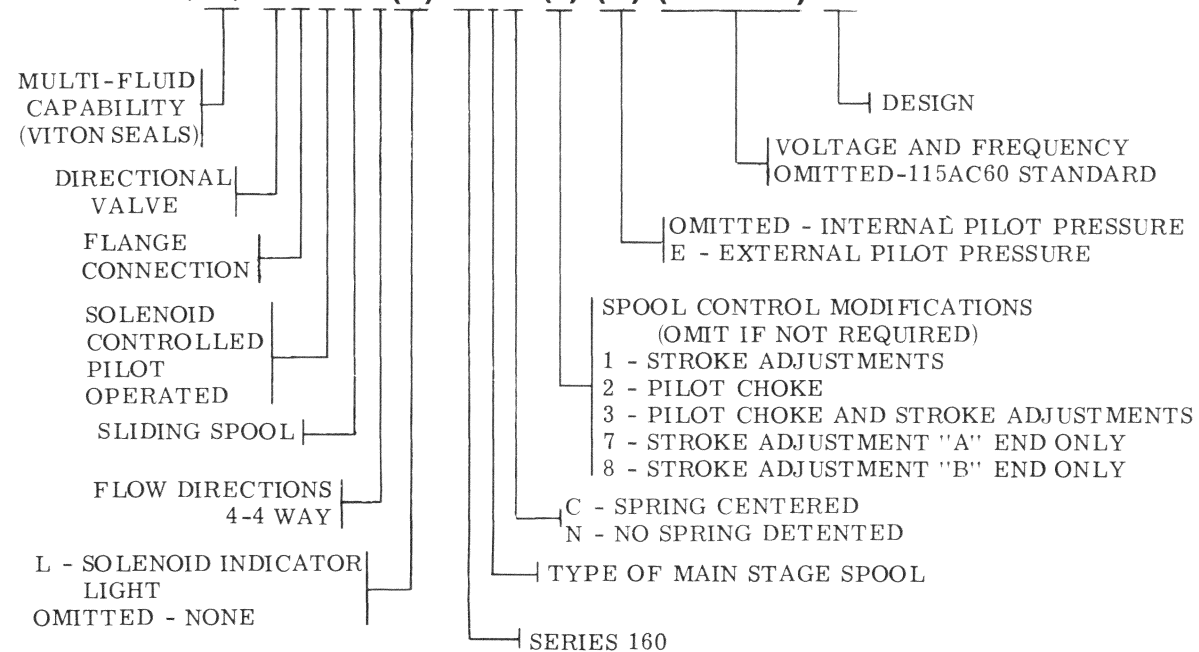


MODELS WITH PILOT CHOKE



MODEL CODE BREAKDOWN

(F3)-DF5S4(L)-16* *-(*)-(E)-(***AC**)-5*



**SOLENOID
CONTROLLED
DIRECTIONAL
VALVES**

SERVICE PARTS INFORMATION

DF5S4(L)-16*C-*-(E)-(*AC**)-50-*X**
DF5S4(L)-16*N-*-(E)-(*AC**)-51-*X**

To insure sustained efficiency and maximum trouble-free life of this precision equipment, initial and continuous filtration of the fluid medium to 25 microns absolute or less is essential. (For information pertaining to Sperry Vickers economical 3 or 10 micron filters, see installation drawing 522140.)

Litho in U. S. A.

SPERRY VICKERS
TROY, MI. 48084

Revised 3-1-77

I-3482-S

FOR MODELS WITHOUT SOLENOID INDICATOR LIGHTS. SEE BACK PAGE FOR INDICATOR LIGHT PARTS.

174638 SCREW (4 REQ'D)
IDENTIFICATION PLATE
36212 SCREW
286122 GASKET AND WIRE SUBASSY
213268 PUSH PIN (2 REQ'D)

MODEL	SPACER	SPRING (2 REQ'D)
DF5S4(L)-16*C-		290072
DF5S4(L)-16*N-	●288159	237976

SCREW (4 REQ'D)	LOCKWASHER (4 REQ'D)	MODEL
10937	68907	WITH PILOT CHOKE
1034	68907	WITHOUT PILOT CHOKE

MODEL	DIAGRAM PLATE
DF5S4(L)-160C-	290356
DF5S4(L)-162C-	290357
DF5S4(L)-163C-	290358
DF5S4(L)-164C-	290359
DF5S4(L)-166C-	290360
DF5S4(L)-168C-	290359
DF5S4(L)-169C-	290356
DF5S4(L)-1633C-	290360
DF5S4(L)-16*N-	290361

COIL	SOLENOID S/A (2 REQ'D)	VOLTAGE
320226	320225	24 AC 60
316011	281291	115 AC 60
319124	319123	120 AC 60
320947	320946	208 AC 60
320310	320309	220 AC 60
298721	281292	230 AC 60
322739	322738	250 AC 60
320217	320216	42 AC 50
320313	320312	95 AC 50
316130	295014	115 AC 50
320949	320948	120 AC 50
319859	319858	220 AC 50
298724	295016	230 AC 50
323078	323077	380 AC 50
320921	320920	460 AC 50
320945	320944	220 AC 25

SEE OTHER END FOR SOLENOID SUBASSY BREAKDOWN

▲154001 "O" RING (2 REQ'D)
▲154012 "O" RING (2 REQ'D)
281422 GUIDE (2 REQ'D)
236797 RETAINING RING (2 REQ'D)

281423 WASHER (2 REQ'D ON "C" MODELS, 1 REQ'D ON "N" MODELS)

211846 WASHER (2 REQ'D) FOR SPRING CENTERED MODELS DF5S4(L)-16*C-

7074 PLUG
7076 PLUG FOR INTERNAL PILOT PRESSURE MODELS
▲199811 "O" RING (5 REQ'D)

OPTIONAL PILOT CHOKE (SEE BACK PAGE)

113000 PLUG FOR EXTERNAL PILOT PRESSURE MODELS DF5S4(L)-16**E-

SAME NUMBERS AND QUANTITIES AS SHOWN ON OTHER END

▲ INCLUDED IN GASKET KIT 919405

F3 GASKET KIT 919434

"Y" PILOT VALVE DRAIN CONNECTION (IF ALTERNATE CONNECTION IS USED, INSTALL A 7076 PLUG IN THIS PORT.)

7076 PLUG [ALTERNATE PILOT VALVE ("Y") DRAIN CONNECTION]

MODEL	SPOOL
DF5S4(L)-16C-(*)-50	213232
DF5S4(L)-16N-(*)-50	213231

ASSEMBLE TYPE 4 AND TYPE 8 SPOOLS WITH WIDE UNDERCUT TOWARD "A" END

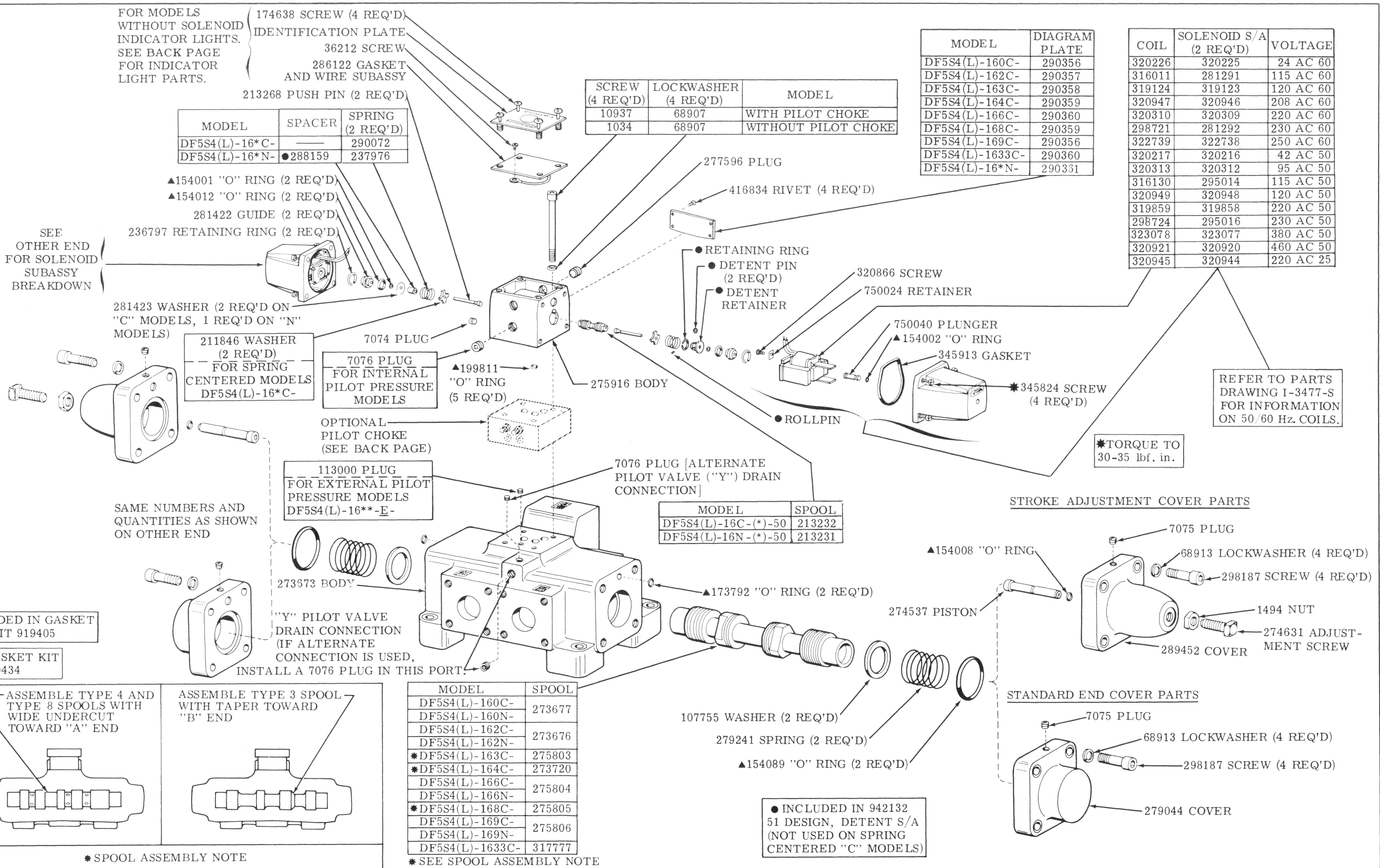
ASSEMBLE TYPE 3 SPOOL WITH TAPER TOWARD "B" END

MODEL	SPOOL
DF5S4(L)-160C-	273677
DF5S4(L)-160N-	
DF5S4(L)-162C-	273676
DF5S4(L)-162N-	
*DF5S4(L)-163C-	275803
*DF5S4(L)-164C-	273720
DF5S4(L)-166C-	275804
DF5S4(L)-166N-	
*DF5S4(L)-168C-	275805
DF5S4(L)-169C-	275806
DF5S4(L)-169N-	
DF5S4(L)-1633C-	317777

* SPOOL ASSEMBLY NOTE

* SEE SPOOL ASSEMBLY NOTE

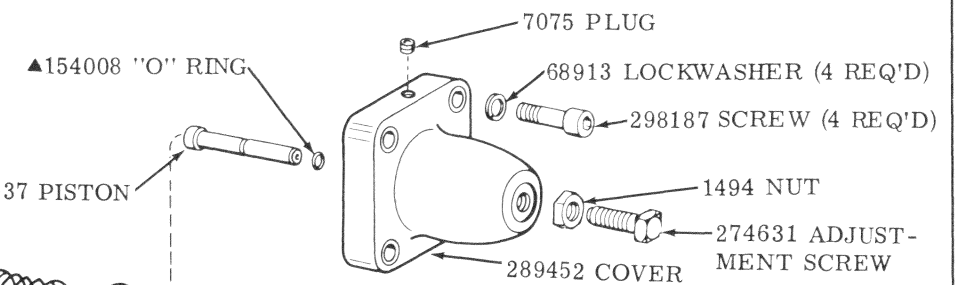
● INCLUDED IN 942132 51 DESIGN, DETENT S/A (NOT USED ON SPRING CENTERED "C" MODELS)



REFER TO PARTS DRAWING I-3477-S FOR INFORMATION ON 50/60 Hz. COILS.

*TORQUE TO 30-35 lbf. in.

STROKE ADJUSTMENT COVER PARTS



STANDARD END COVER PARTS

