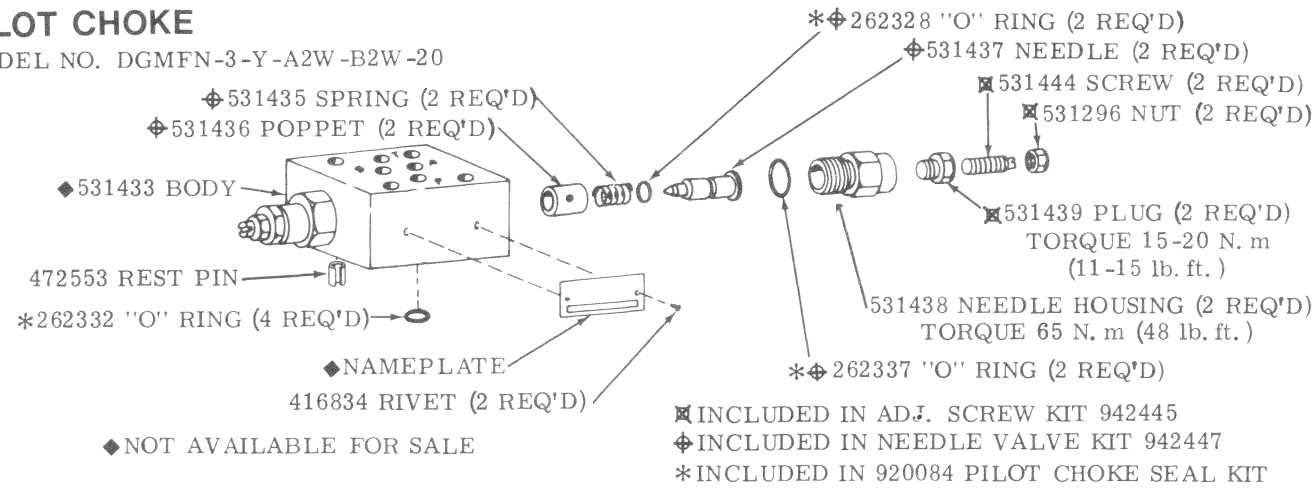



## PILOT CHOKE

MODEL NO. DGMFN-3-Y-A2W-B2W-20



SPERRY VICKERS

PILOT  
OPERATED  
DIRECTIONAL  
CONTROL  
VALVE



## MODEL CODE BREAKDOWN

(F3) - DG3S-H8-\*\*\*-\*\*-20(LH)

MULTI-FLUID  
CAPABILITY  
VITON SEALS

DIRECTIONAL  
VALVE

SUBPLATE  
MOUNTED

PILOT  
OPERATED

RATED PRESSURE  
210 bar  
(3000 PSI)

HIGH FLOW  
INTERFACE  
C. E. T. O. P. 8

SPOOL TYPE

VALVE TYPE  
C - SPRING CENTERED  
OMIT FOR NO-SPRING  
MODELS

OFFSET TO "B"  
OMIT FOR STD.  
OFFSET TO "A"  
MODELS.

DESIGN

CHECK VALVE IN  
PRESSURE PORT  
K - 0.35 bar (5 PSI)  
S - 5.20 bar (75 PSI)

SPOOL CONTROL MODIFICATION  
(OMIT WHEN NOT REQUIRED)  
1 - STROKE ADJUSTMENT  
2 - PILOT CHOKE  
3 - PILOT CHOKE AND STROKE  
ADJUSTMENTS  
7 - STROKE ADJUSTMENT "A"  
END ONLY  
8 - STROKE ADJUSTMENT "B"  
END ONLY

"X" - FAST RESPONSE MODEL  
OMITTED - STANDARD MODELS

## SERVICE PARTS INFORMATION

DG3S-H8-\*C\*-\*\*-20 Spring Centered  
DG3S-H8-\*\*\*-\*\*-20 No-Spring

To insure sustained efficiency and maximum trouble-free life of this precision equipment, initial and continuous filtration of the fluid medium to 25 microns absolute or less is essential. (For information pertaining to Sperry Vickers economical 3 or 10 micron filters, see installation drawing 522140.)

Litho in U. S. A.

Revised 12-1-80

SPERRY VICKERS  
TROY, MI. 48084

I-3444-S

**\* NOTE**  
 ASSEMBLE TYPE 1 AND 3 SPOOLS WITH NARROW CENTER LAND TOWARD "A" END OF VALVE. "A" END OF VALVE IS DEFINED AS BEING CLOSEST TO CYLINDER PORT "A". THE TYPE 31 SPOOL IS INSTALLED IN REVERSE OF TYPE 3, WITH NARROW CENTER LAND TOWARD "B" END OF VALVE.

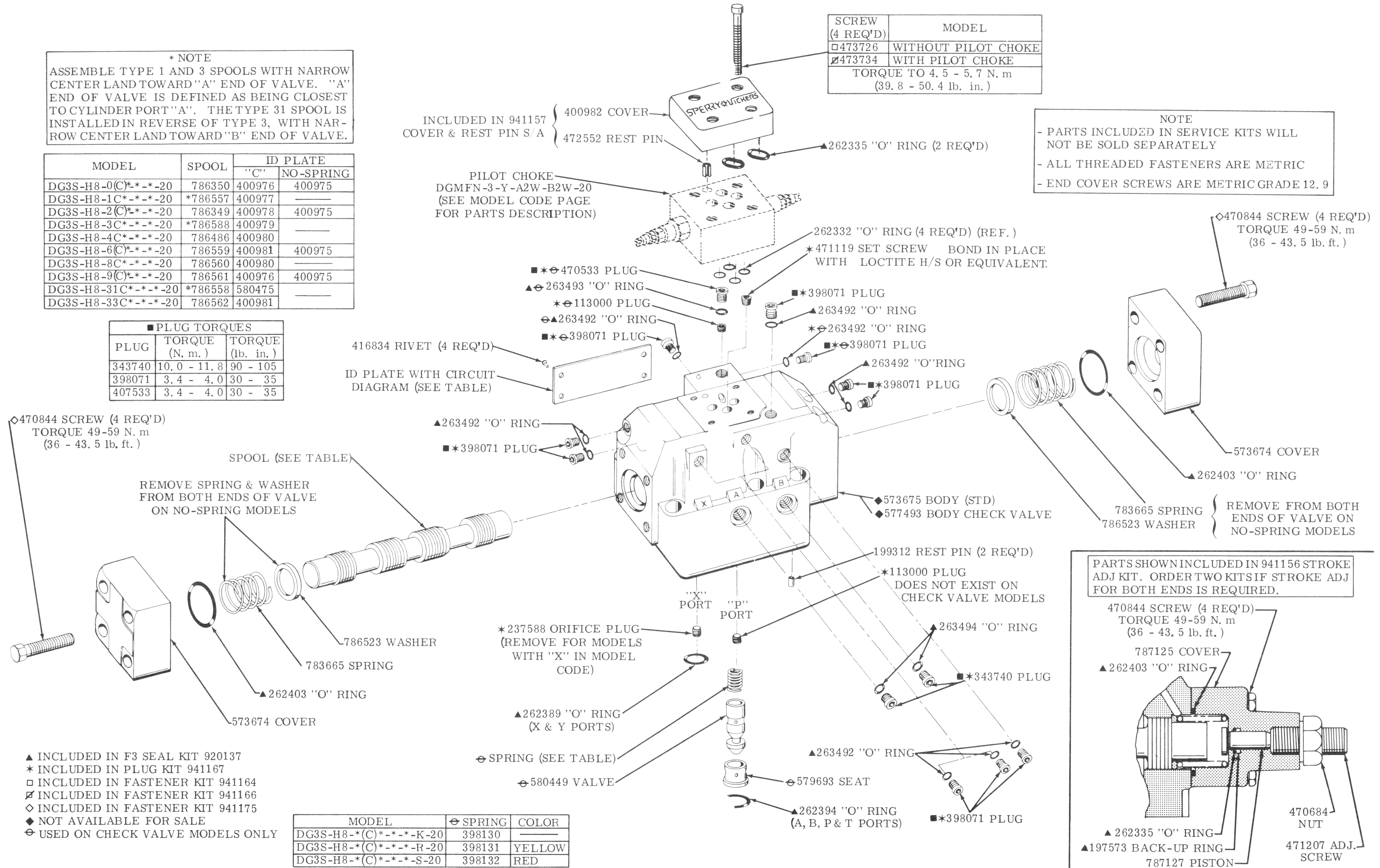
MODEL	SPOOL	ID PLATE	
		"C"	NO-SPRING
DG3S-H8-0(C)*-*--20	786350	400976	400975
DG3S-H8-1C*-*--20	*786557	400977	—
DG3S-H8-2(C)*-*--20	786349	400978	400975
DG3S-H8-3C*-*--20	*786588	400979	—
DG3S-H8-4C*-*--20	786486	400980	—
DG3S-H8-6(C)*-*--20	786559	400981	400975
DG3S-H8-8C*-*--20	786560	400980	—
DG3S-H8-9(C)*-*--20	786561	400976	400975
DG3S-H8-31C*-*--20	*786558	580475	—
DG3S-H8-33C*-*--20	786562	400981	—

**PLUG TORQUES**

PLUG	TORQUE (N. m.)	TORQUE (lb. in.)
343740	10.0 - 11.8	90 - 105
398071	3.4 - 4.0	30 - 35
407533	3.4 - 4.0	30 - 35

SCREW (4 REQ'D)	MODEL
□473726	WITHOUT PILOT CHOKE
▣473734	WITH PILOT CHOKE
TORQUE TO 4.5 - 5.7 N. m (39.8 - 50.4 lb. in.)	

**NOTE**  
 - PARTS INCLUDED IN SERVICE KITS WILL NOT BE SOLD SEPARATELY  
 - ALL THREADED FASTENERS ARE METRIC  
 - END COVER SCREWS ARE METRIC GRADE 12.9



PARTS SHOWN INCLUDED IN 941156 STROKE ADJ KIT. ORDER TWO KITS IF STROKE ADJ FOR BOTH ENDS IS REQUIRED.

- ▲ INCLUDED IN F3 SEAL KIT 920137
- \* INCLUDED IN PLUG KIT 941167
- INCLUDED IN FASTENER KIT 941164
- ▣ INCLUDED IN FASTENER KIT 941166
- ◇ INCLUDED IN FASTENER KIT 941175
- ◆ NOT AVAILABLE FOR SALE
- ⊕ USED ON CHECK VALVE MODELS ONLY

MODEL	⊕ SPRING	COLOR
DG3S-H8-*(C)*-*--K-20	398130	—
DG3S-H8-*(C)*-*--R-20	398131	YELLOW
DG3S-H8-*(C)*-*--S-20	398132	RED