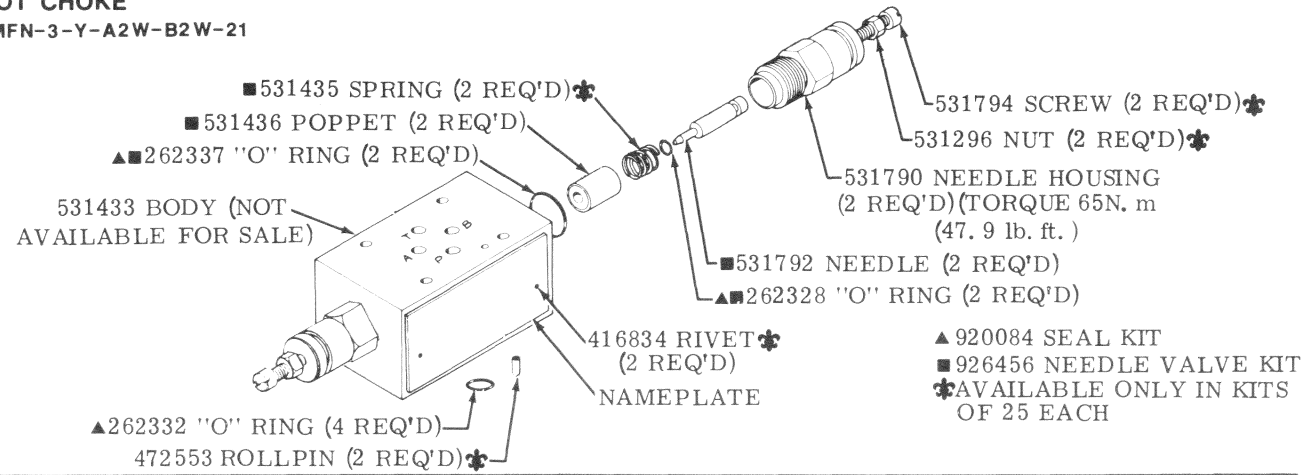


PILOT CHOKE
DGMFN-3-Y-A2W-B2W-21



MODEL CODE BREAKDOWN

(F3) - D G 3 S - 8 - * A * - * - * - 10 (LH)

SPECIAL SEALS FOR MINERAL OIL OR FIRE RESISTANT FLUID

DIRECTIONAL CONTROL VALVE

SUBPLATE MOUNTING

PILOT OPERATED

RATED PRESSURE
210 bar
(3000 PSI)

INTERFACE
C. E. T. O. P. 8

SPOOL TYPES

SPRING OFFSET

L. H. ASSEMBLY OFFSET TO "B" (OMIT FOR R. H. ASSEMBLY OFFSET TO "A")

DESIGN

CHECK VALVE IN PRESSURE PORT (OMIT WHEN NOT REQ'D)
K - 0.35 bar, (5 PSI)
R - 3.45 bar, (50 PSI)
S - 5.20 bar, (75 PSI)

SPOOL CONTROL MODIFICATION (OMIT WHEN NOT REQ'D)
2 - PILOT CHOKE ADJUSTMENTS
7 - STROKE ADJUSTMENT CYLINDER "A" END ONLY (R. H.)
8 - STROKE ADJUSTMENT CYLINDER "B" END ONLY (L. H.)
2-7 IF BOTH ARE REQUIRED
2-8 IF BOTH ARE REQUIRED


"X" - FAST RESPONSE (OMIT FOR STANDARD MODELS)



Service Parts Information

Pilot Operated Directional Control Valves

DG3S-8-*A*-*-*-*10



Vickers, Incorporated

1401 Crooks Road
Troy, Michigan 48084

Revised 11-1-85

I-3437-S

For satisfactory service life of these components, use full flow filtration to provide fluid which meets ISO cleanliness code 18/15 or cleaner. Selections from Vickers OFP, OFR, and OFRS series are recommended.

470843 SCREW (4 REQ'D)
TORQUE TO 49-59 N. m
(36 - 43.5 lb. ft.)

135369 ADJ.
SCREW

1489 NUT

289339 COVER

▲262330 "O" RING

223075 PISTON

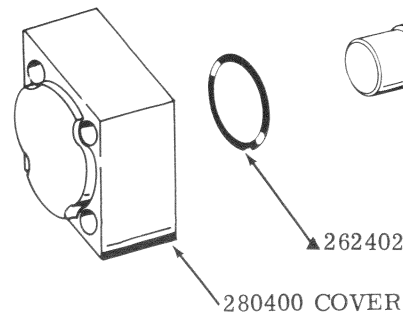
▲262402 "O" RING

PARTS SHOWN INCLUDED IN
STROKE ADJUSTMENT KIT
941154. ONE KIT REQUIRED.

MODEL	SPOOL
DG3S-8-0A*-*-10	363495
DG3S-8-2A*-*-10	276624
DG3S-8-6A*-*-10	363498
DG3S-8-9A*-*-10	363500
DG3S-8-33A*-*-10	363501

I. D. PLATE WITH
CIRCUIT DIAGRAM
400960 R. H. ASSY
434311 L. H. ASSY

416834 RIVET (4 REQ'D)



◇473784 SCREW (4 REQ'D)
TORQUE TO 49-59 N. m
(36-43.5 lb. ft.)

MODEL	SPRING	COLOR
DG3S-8-*A*-*-K-10	398130	—
DG3S-8-*A*-*-R-10	398131	YELLOW
DG3S-8-*A*-*-S-10	398132	RED

941157 COVER
& REST PIN
S/A

400982 COVER

472553 REST PIN

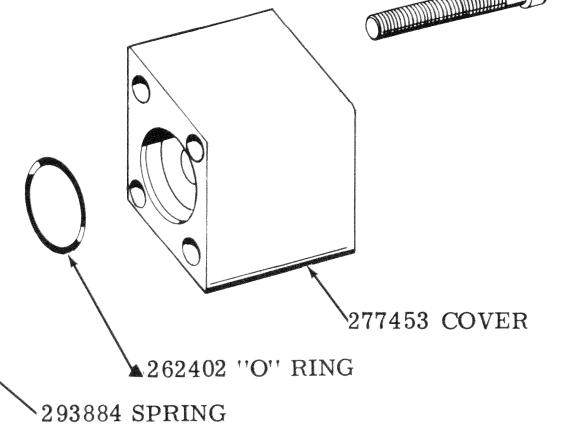
PILOT CHOKE
(SEE BACK PAGE
FOR PARTS)

COVER ATTACHING SCREWS		
MODEL	SCREW (4 REQ'D)	BOLT KIT
W/OUT PILOT CHOKE	473726	—
WITH PILOT CHOKE	—	466836

TORQUE 4.5-5.7 N. m (39.8 - 50.4 lb. in.)

NOTE
- PARTS INCLUDED IN SERVICE KITS WILL
NOT BE SOLD SEPARATELY
- ALL THREADED FASTENERS ARE METRIC
- END COVER SCREWS ARE METRIC GRADE 12.9

◇470843 SCREW (4 REQ'D)
TORQUE TO 49-59 N. m
(36-43.5 lb. ft.)

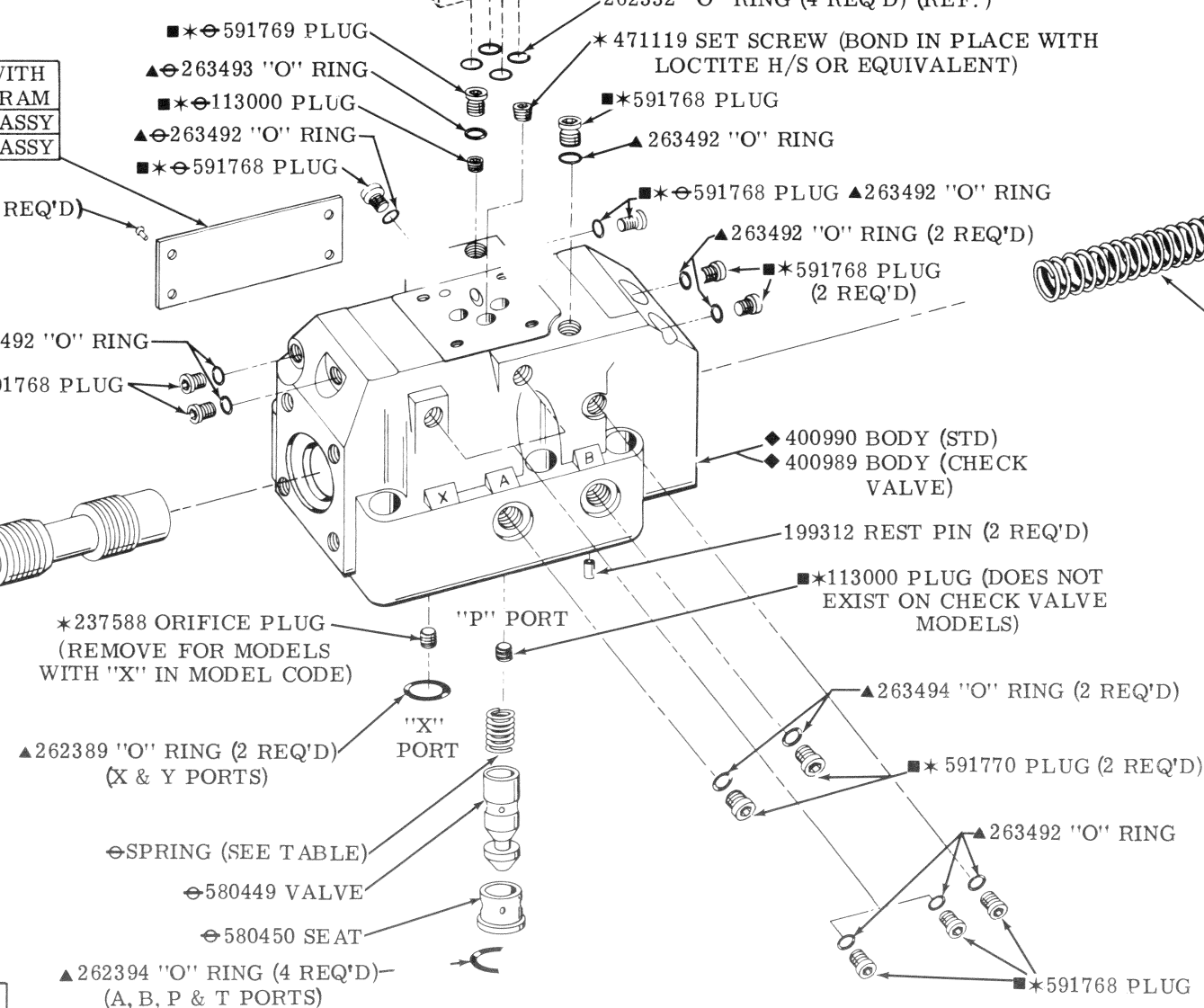


NOTE
RIGHT HAND ASSEMBLY SHOWN. FOR
LEFT HAND ASSEMBLY, COVERS AND
SPRING ARE REVERSED AND I. D.
PLATE IS CHANGED.

◇ INCLUDED IN FASTENER KIT 941164
◇ INCLUDED IN FASTENER KIT 941170
* INCLUDED IN PLUG KIT 941167
◆ NOT AVAILABLE FOR SALE
⊖ USED ON CHECK VALVE MODELS ONLY

▲SERVICE ALL UNITS
W/F3 SEAL KIT 920149

PLUG	TORQUE (N. m)	TORQUE (lb. in.)
113000	5.0-5.9	45-52
591768	9.8-10.2	87-90
591769	12.1-12.4	107-110
591770	15.0-16.6	133-147



262335 "O" RING (2 REQ'D)

262332 "O" RING (4 REQ'D) (REF.)

*471119 SET SCREW (BOND IN PLACE WITH
LOCTITE H/S OR EQUIVALENT)

▲263493 "O" RING

■*591769 PLUG

■*113000 PLUG

▲263492 "O" RING

■*591768 PLUG

■*591768 PLUG ▲263492 "O" RING

▲263492 "O" RING (2 REQ'D)

■*591768 PLUG (2 REQ'D)

▲263492 "O" RING

■*591768 PLUG

◆400990 BODY (STD)

◆400989 BODY (CHECK
VALVE)

199312 REST PIN (2 REQ'D)

■*113000 PLUG (DOES NOT
EXIST ON CHECK VALVE
MODELS)

*237588 ORIFICE PLUG
(REMOVE FOR MODELS
WITH "X" IN MODEL CODE)

"P" PORT

"X" PORT

▲262389 "O" RING (2 REQ'D)
(X & Y PORTS)

⊖SPRING (SEE TABLE)

⊖580449 VALVE

⊖580450 SEAT

▲262394 "O" RING (4 REQ'D)-
(A, B, P & T PORTS)

▲263494 "O" RING (2 REQ'D)

■*591770 PLUG (2 REQ'D)

▲263492 "O" RING

■*591768 PLUG

▲263492 "O" RING

■*591768 PLUG

*237588 ORIFICE PLUG
(REMOVE FOR MODELS
WITH "X" IN MODEL CODE)

"P" PORT

"X" PORT

▲262389 "O" RING (2 REQ'D)
(X & Y PORTS)

⊖SPRING (SEE TABLE)

⊖580449 VALVE

⊖580450 SEAT

▲262394 "O" RING (4 REQ'D)-
(A, B, P & T PORTS)

▲263494 "O" RING (2 REQ'D)

■*591770 PLUG (2 REQ'D)

▲263492 "O" RING

■*591768 PLUG