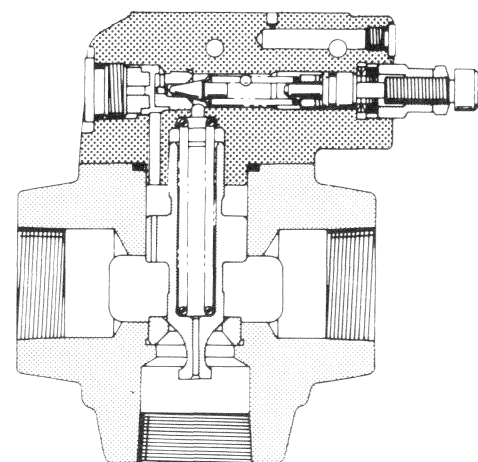


Service Parts Information

MODEL CODE BREAKDOWN

(F3) - C * 5 - (H) 10 * * (L) (P) - * (V) - M - **** - 90
 1 2 3 4 5 6 7 8 9 10 11 12 13 14 15


- | | |
|--|--|
| <p>1 Seals for Mineral Oil & Fire Resistant Fluids
(Omit if not Required)</p> <p>2 Relief Valve</p> <p>3 Connections
G - Subplate Mounting
S - Straight Threads
T - NPTF Threads</p> <p>4 Solenoid Controlled</p> <p>5 High Flow
CG5 or CS5 Models Only
(Omit if not Required)</p> <p>6 Valve Size
1 1/4 inch</p> <p>7 Pilot Valve Spool Type</p> <p>8 Pilot Valve Function
A - Spring Offset (Single Solenoid)
B - Spring Centered (Sol. 'A' Removed)
C - Spring Centered (Dual Solenoids)
F - Spring Offset (Single Solenoid)
Energize to Vent</p> | <p>9 Left Hand Built Single Solenoid Pilot Valve
(Omit if not Required)</p> <p>10 Manual Operator for Single Solenoid Pilot Valve
(Omit if not Required)</p> <p>11 Pressure Range
B - 125-1000 psi
C - 500-2000 psi
F - 1500-3000 psi</p> <p>12 High Vent
(Omit if not Required)</p> <p>13 Flag Symbol Heading for Pilot Valve Electrical Features</p> <p>14 Pilot Valve Electrical Features
(Refer to Drawing I-3866-S & Pilot Valve Parts Drawing)</p> <p>15 Design</p> |
|--|--|



RELIEF VALVE SECTIONAL VIEW WITHOUT PILOT VALVE

SOLENOID CONTROLLED RELIEF VALVES

(F3)-CG5-(H)10**(L)(P)-*(V)-M-****-90
 (F3)-CS5-(H)10**(L)(P)-*(V)-M-****-90
 (F3)-CT5-10**(L)(P)-*-M-****-90



Vickers, Incorporated

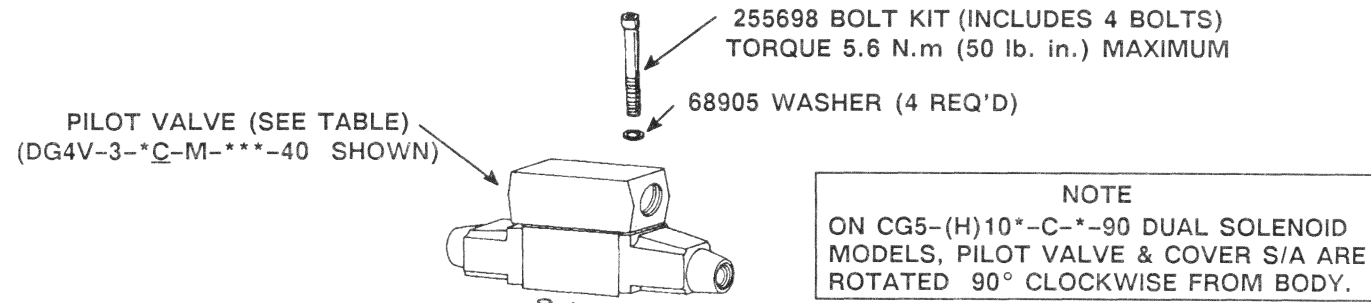
P.O. Box 302
Troy, Michigan 48007-0302

Released 9-1-87

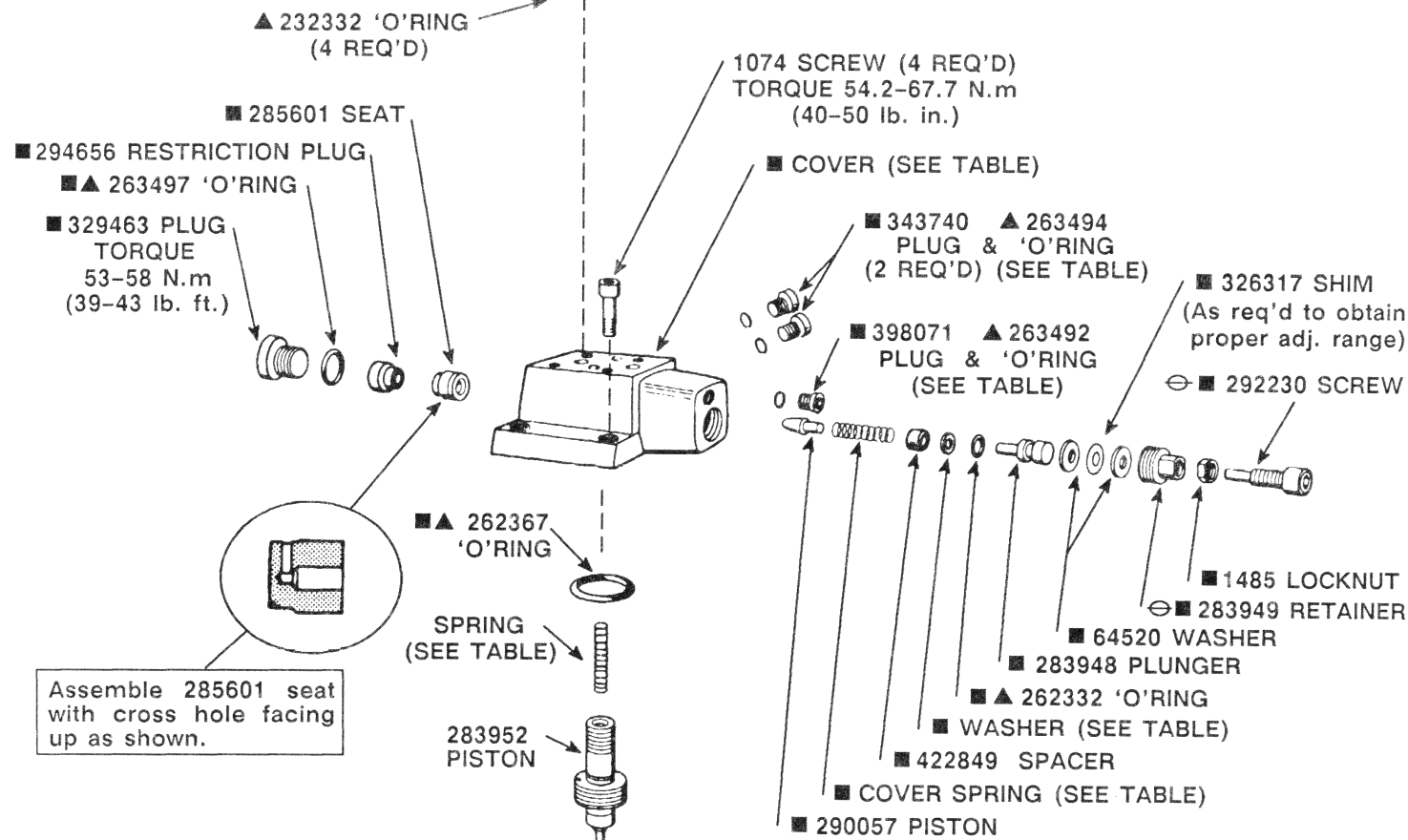
I-3427-S

For satisfactory service life of these components in industrial applications, use full flow filtration to provide fluid which meets ISO cleanliness code 18/15 or cleaner. Selections from Vickers OFP, OFR and OFRS series filter series are recommended.

Litho in U.S.A



MODEL	DIAGRAM PLATE	PILOT VALVE	PILOT VALVE PARTS DRWG.
C*5-(H)100A(P)-*(V)-M-***-90	422864	DG4V-3-0BL-M***-40	I-3862-S
C*5-(H)101A(P)-*(V)-M-***-90	422865	DG4V-3-2AL-M***-40	I-3861-S
C*5-(H)102A(P)-*(V)-M-***-90	423814	DG4V-3-2BL-M***-40	I-3862-S
C*5-(H)100C-*(V)-M-***-90	422862	DG4V-3-0C-M***-40	I-3863-S
C*5-(H)102C-*(V)-M-***-90	422863	DG4V-3-2C-M***-40	I-3863-S
C*5-(H)100F(P)-*(V)-M-***-90	—	DG4V-3-0FL-M***-40	I-3864-S



MODEL	WASHER	COVER SPRING	SPRING
C*5-10**-B-90	—	—	291822
C*5-H10**-BV-90	—	2280	291821
C*5-10**-C-90	233110	583937	291822
C*5-H10**-CV-90	—	—	291821
C*5-10**-F-90	—	2281	291822
C*5-H10**-FV-90	—	—	291821

MODEL	COVER S/A
C*5-(H)100A/F-B(V)-90	942456
C*5-(H)100A/F-C(V)-90	942457
C*5-(H)100A/F-F(V)-90	942458
C*5-(H)101A-B(V)-90	942459
C*5-(H)102A-B(V)-90	
C*5-(H)10*C-B(V)-90	942460
C*5-(H)101A-C(V)-90	
C*5-(H)102A-C(V)-90	
C*5-(H)10*C-C(V)-90	942461
C*5-(H)101A-F(V)-90	
C*5-(H)102A-F(V)-90	
C*5-(H)10*C-F(V)-90	

MODEL	COVER	PLUG/'O'RING (2 REQ'D)	PLUG/'O'RING
C*5-(H)100A-90	422852	—	—
C*5-(H)101A-90	424204	343740/ ▲ 263494	398071/ ▲ 263492
C*5-(H)102A-90			
C*5-(H)10*C-90			

NOTE
PARTS PREFIXED WITH A SYMBOL AVAILABLE ONLY IN KITS.

- INCLUDED IN COVER S/A
- ▲ INCLUDED IN F3 SEAL KIT 920343 (INCLUDES PILOT VALVE SEALS)
- ⊖ LUBRICATE WITH OIL BEFORE ASSEMBLY
- ◆ NOT AVAILABLE FOR SALE

