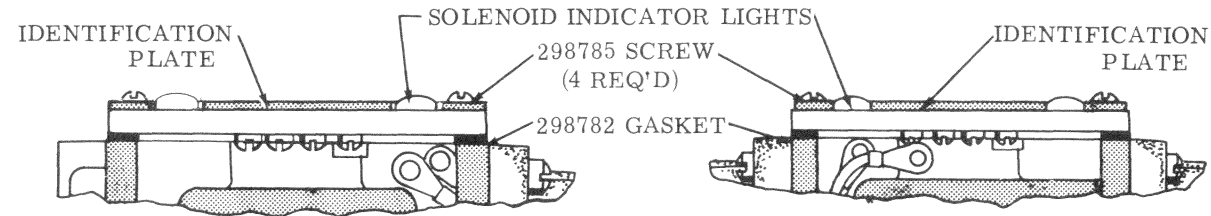

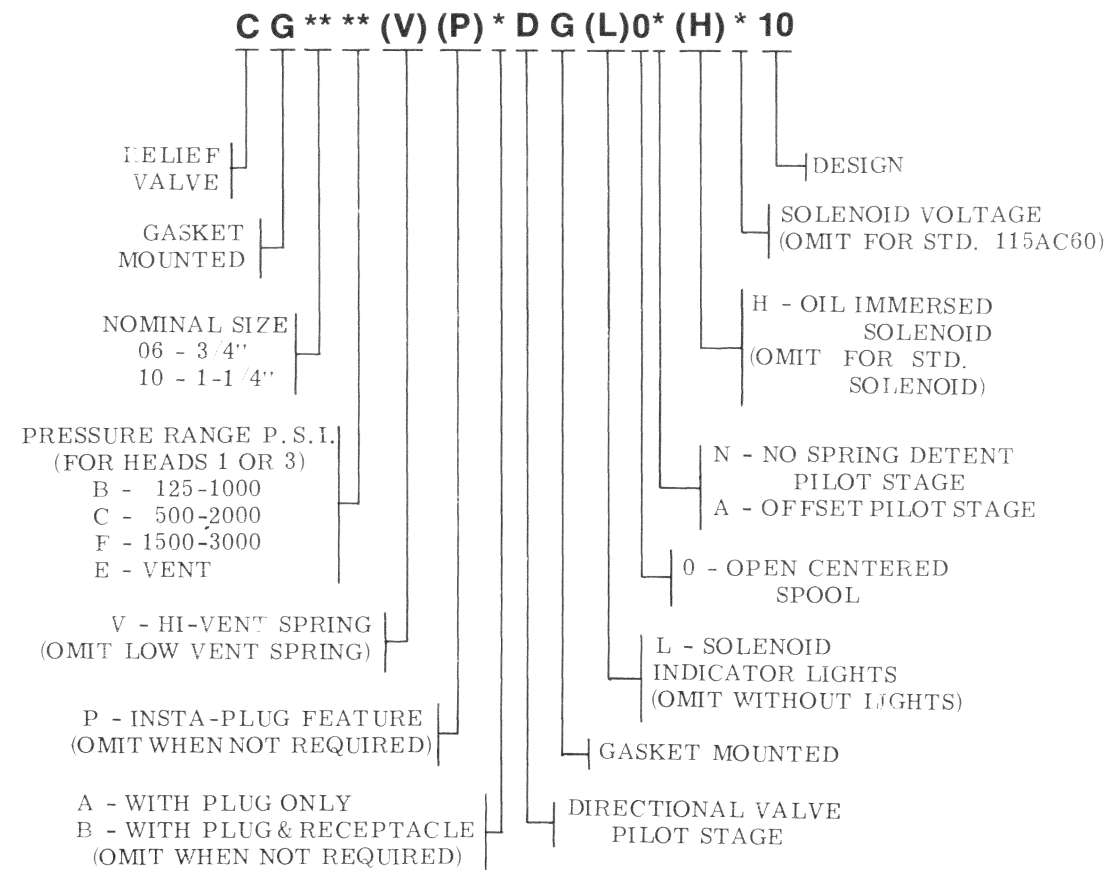


FOR MODELS WITH SOLENOID INDICATOR LIGHTS



SOLENOID INDICATOR LIGHT KIT (INCLUDES ALL PARTS IDENTIFIED)	
VOLTAGE RANGE	KIT
100 thru 125	941615-DOUBLE

MODEL CODE BREAKDOWN



MULTI-PRESSURE RELIEF VALVE

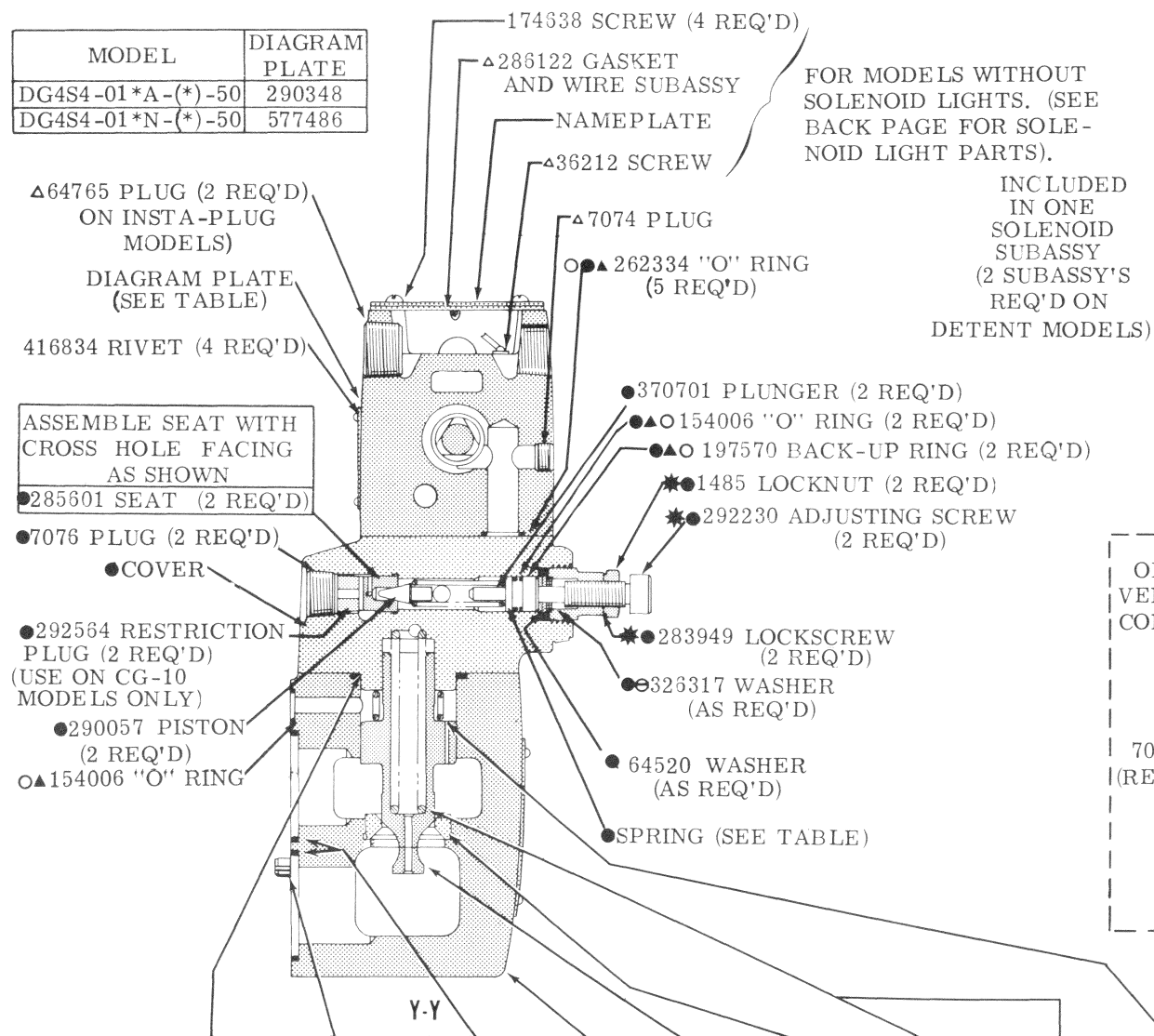
SERVICE PARTS INFORMATION

CG-06-- (V)-(P)(*)DG(L)-O*-(H)-*-10**
CG-10-- (V)-(P)(*)DG(L)-O*-(H)-*-10**

To insure sustained efficiency and maximum trouble-free life of this precision equipment, initial and continuous filtration of the fluid medium to 25 microns absolute or less is essential. (For information pertaining to Sperry Vickers economical 3 or 10 micron filters, see installation drawing 522140.)

MODEL	HEAD #1		HEAD #3		●CG-06 COVER S/A	●CG-10 COVER S/A
	SPRING	PRESSURE RANGE P. S. I.	SPRING	PRESSURE RANGE P. S. I.		
CG-06/10-BF	2280	125 - 1000	2281	1500 - 3000	---	---
CG-06/10-CF	2282	500 - 2000	---	---	---	---
CG-06/10-BC	2280	125 - 1000	2282	500 - 2000	942155	942156

MODEL	DIAGRAM PLATE
DG4S4-01*A-(*)-50	290348
DG4S4-01*N-(*)-50	577486



FOR MODELS WITHOUT SOLENOID LIGHTS. (SEE BACK PAGE FOR SOLENOID LIGHT PARTS).
 INCLUDED IN ONE SOLENOID SUBASSY (2 SUBASSY'S REQ'D ON DETENT MODELS)

MODEL	"O" RING	ROLLPIN	"O" RING (2 REQ'D)	BODY	HYDRO CONE	SEAT	LO-VENT SPRING	HI-VENT SPRING	HI-VENT SPRING
CG-06	▲199813	160571	▲154020	349177	343154	343153	2077	-----	184458
CG-10	○170160		○154024	283958	283952	283954	291822	291821	-----

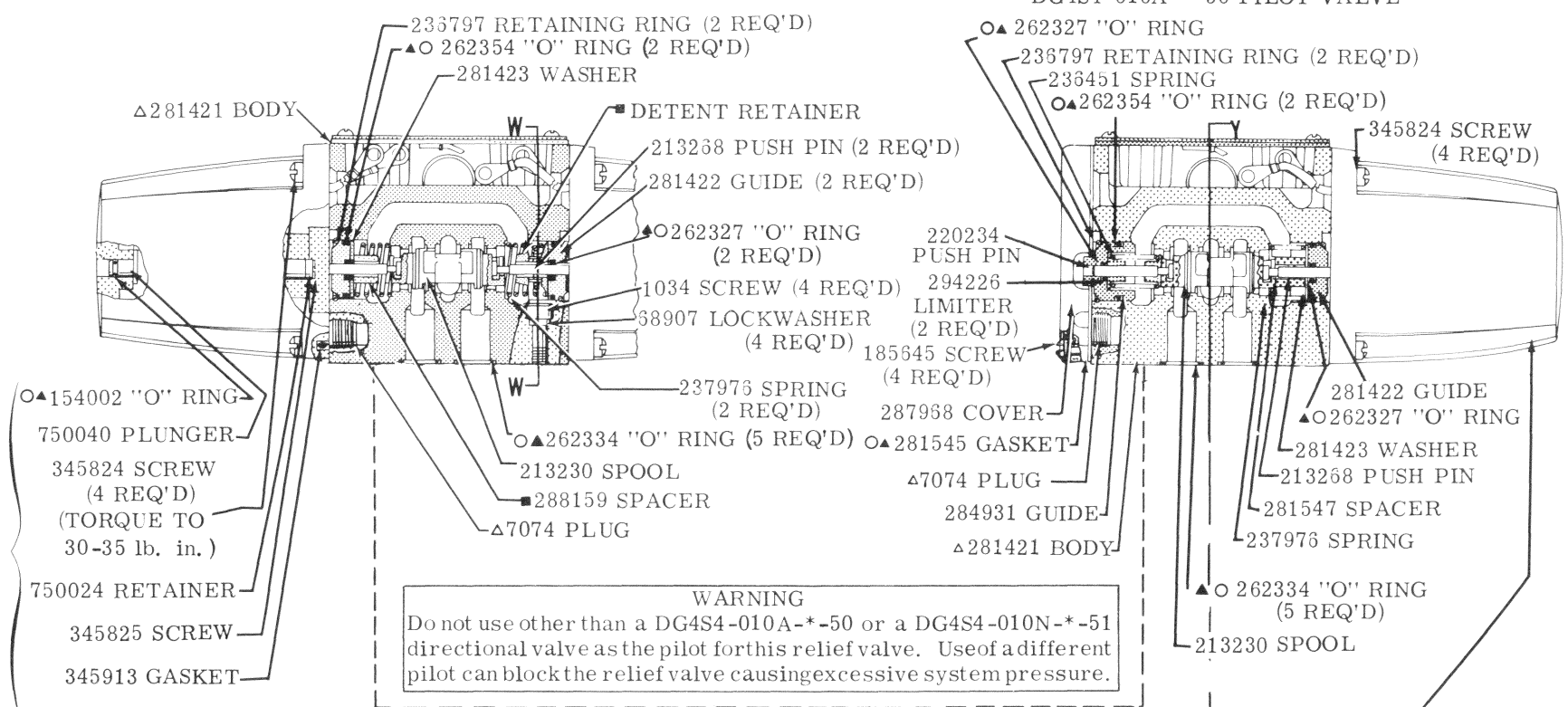
INSTA-PLUG CONNECTORS FOR THE DG4S4 PILOT STAGE ARE SHOWN ON PARTS DRAWING I-3487-S.

OIL IMMERSSED SOLENOID INFORMATION IS SHOWN ON PARTS DRAWING I-3498-S

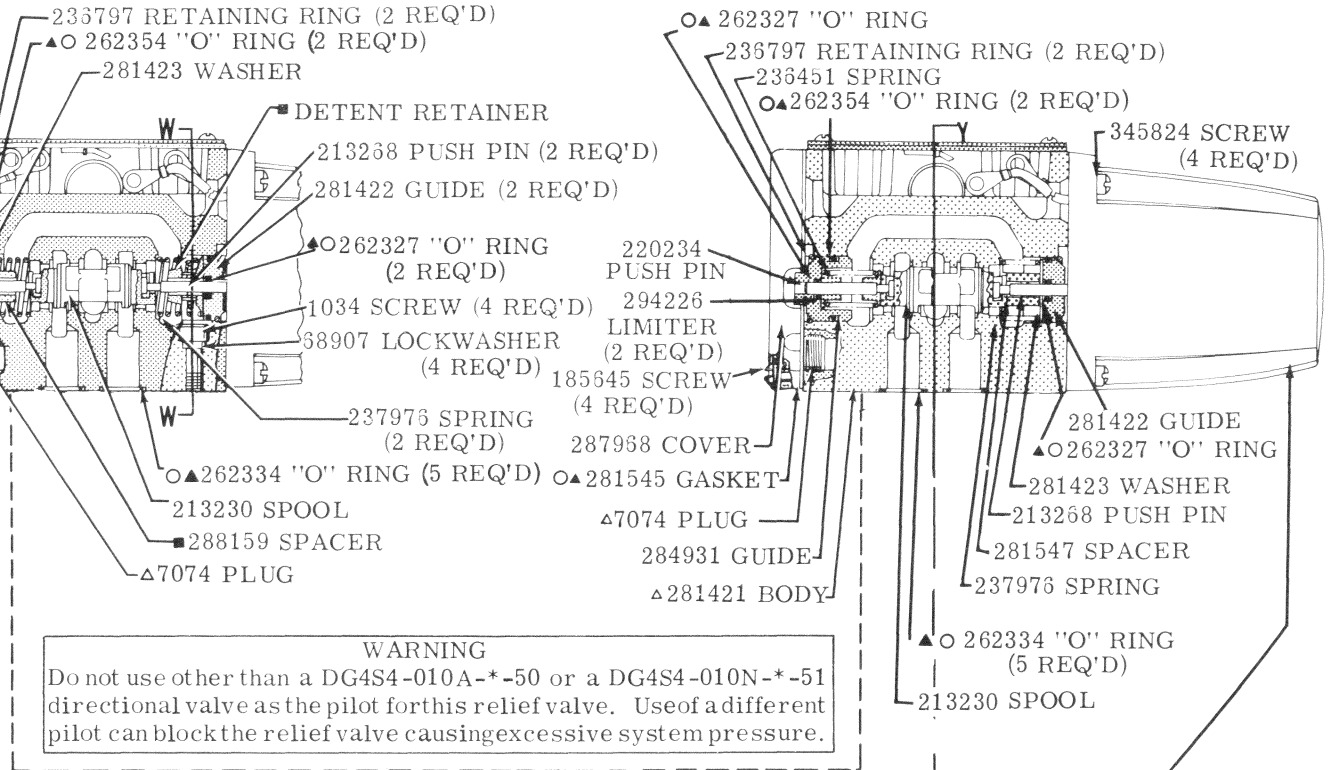
⊖ THIS PART USED AT FINAL TEST TO OBTAIN CORRECT PRESSURE RANGE

★NOTE
 COAT ADJUSTING SCREW 292230, LOCK SCREW 283949, AND LOCK NUT 1485 WITH OIL PRIOR TO ASSEMBLY

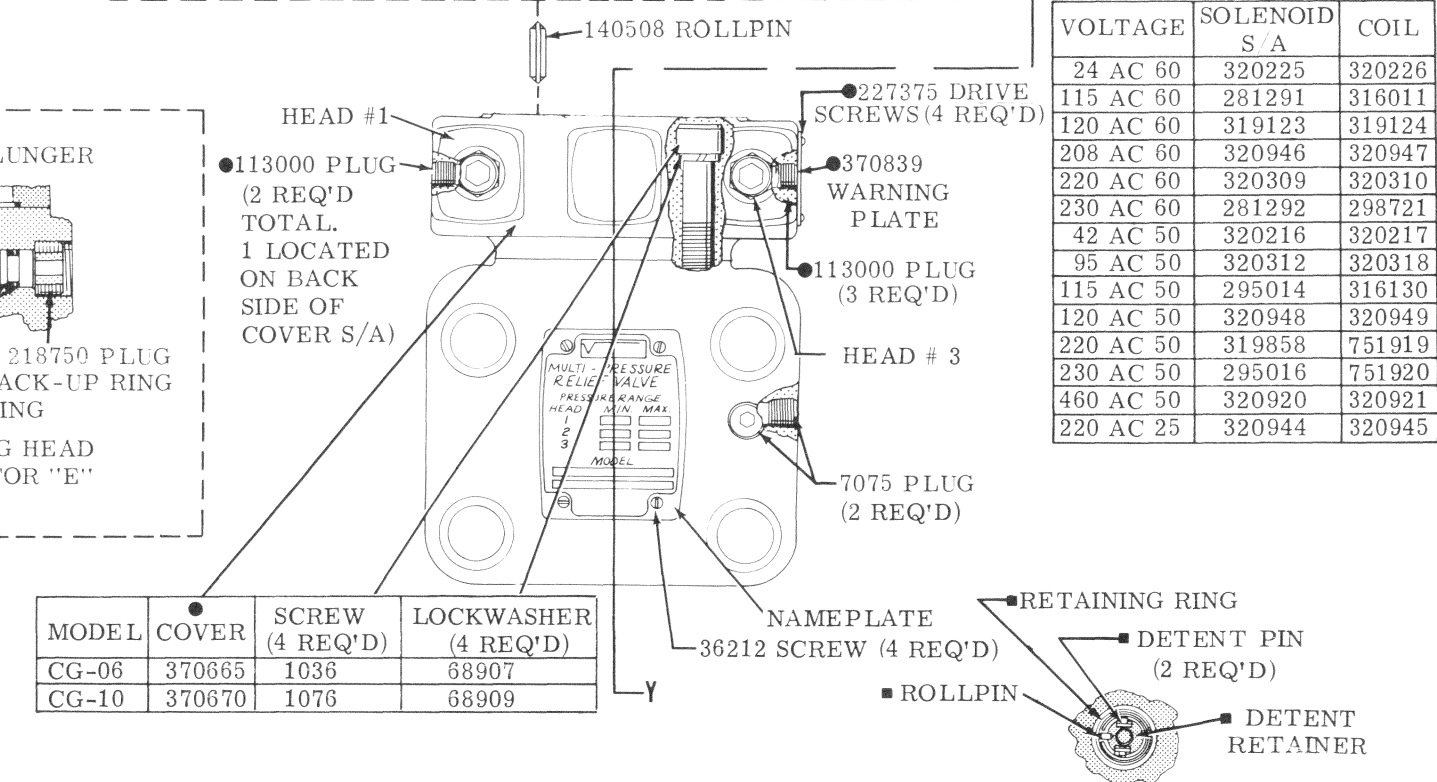
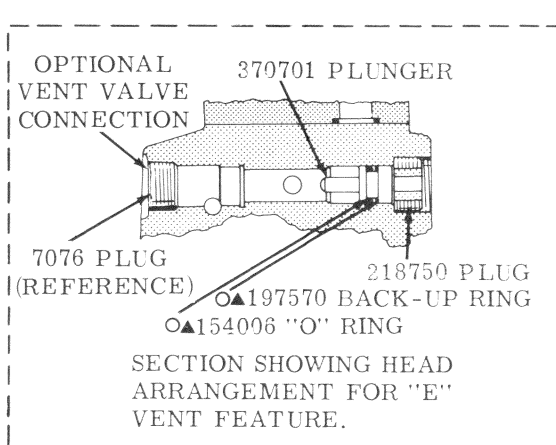
DG4S4-010N-* -51 PILOT VALVE



DG4S4-010A-* -50 PILOT VALVE



WARNING
 Do not use other than a DG4S4-010A-* -50 or a DG4S4-010N-* -51 directional valve as the pilot for this relief valve. Use of a different pilot can block the relief valve causing excessive system pressure.



VOLTAGE	SOLENOID S/A	COIL
24 AC 60	320225	320226
115 AC 60	281291	316011
120 AC 60	319123	319124
208 AC 60	320946	320947
220 AC 60	320309	320310
230 AC 60	281292	298721
42 AC 50	320216	320217
95 AC 50	320312	320318
115 AC 50	295014	316130
120 AC 50	320948	320949
220 AC 50	319858	751919
230 AC 50	295016	751920
460 AC 50	320920	320921
220 AC 25	320944	320945

MODEL	COVER	SCREW (4 REQ'D)	LOCKWASHER (4 REQ'D)
CG-06	370665	1036	68907
CG-10	370670	1076	68909

● INCLUDED IN COVER SUBASSY

■ INCLUDED IN 942132 DETENT S/A

▲ INCLUDED IN 941853 BODY S/A

▲CG-06-** INCLUDED IN 919684 SEAL KIT

○CG-10-** INCLUDED IN 919685 SEAL KIT

SECTION W - W