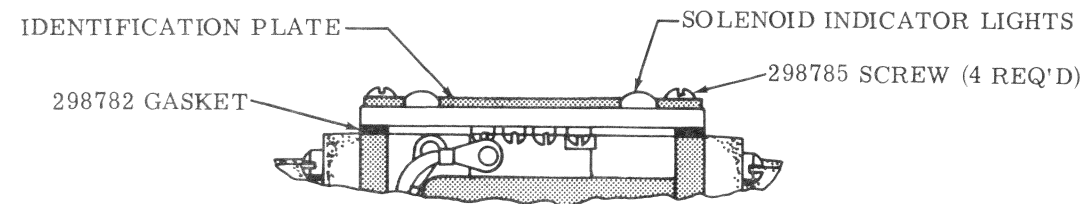
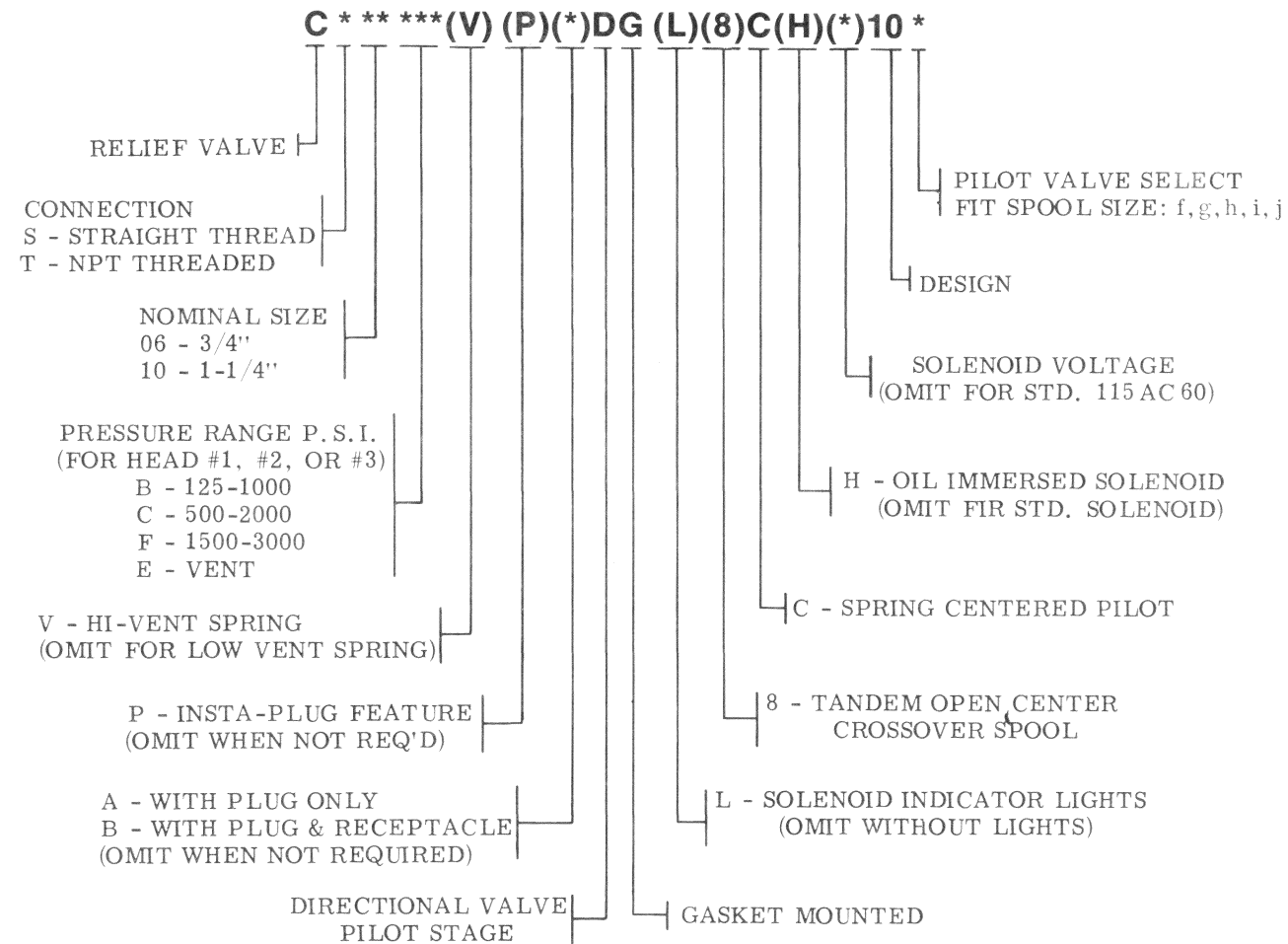


FOR MODELS WITH
SOLENOID INDICATOR LIGHTS



SOLENOID INDICATOR LIGHT KIT (INCLUDES ALL PARTS IDENTIFIED)	
VOLTAGE RANGE	KIT
100 thru 125	941615 - DOUBLE


MODEL CODE BREAKDOWN



To insure sustained efficiency and maximum trouble-free life of this precision equipment, initial and continuous filtration of the fluid medium to 25 microns absolute or less is essential. (For information pertaining to Sperry Vickers economical 3 or 10 micron filters, see installation drawing 522140.)

Litho in U. S. A.

SPERRY VICKERS



SERVICE PARTS INFORMATION

CS/CT-06-***-(V)-(P)(*)DG(L)-8C-(H)-*-10-*

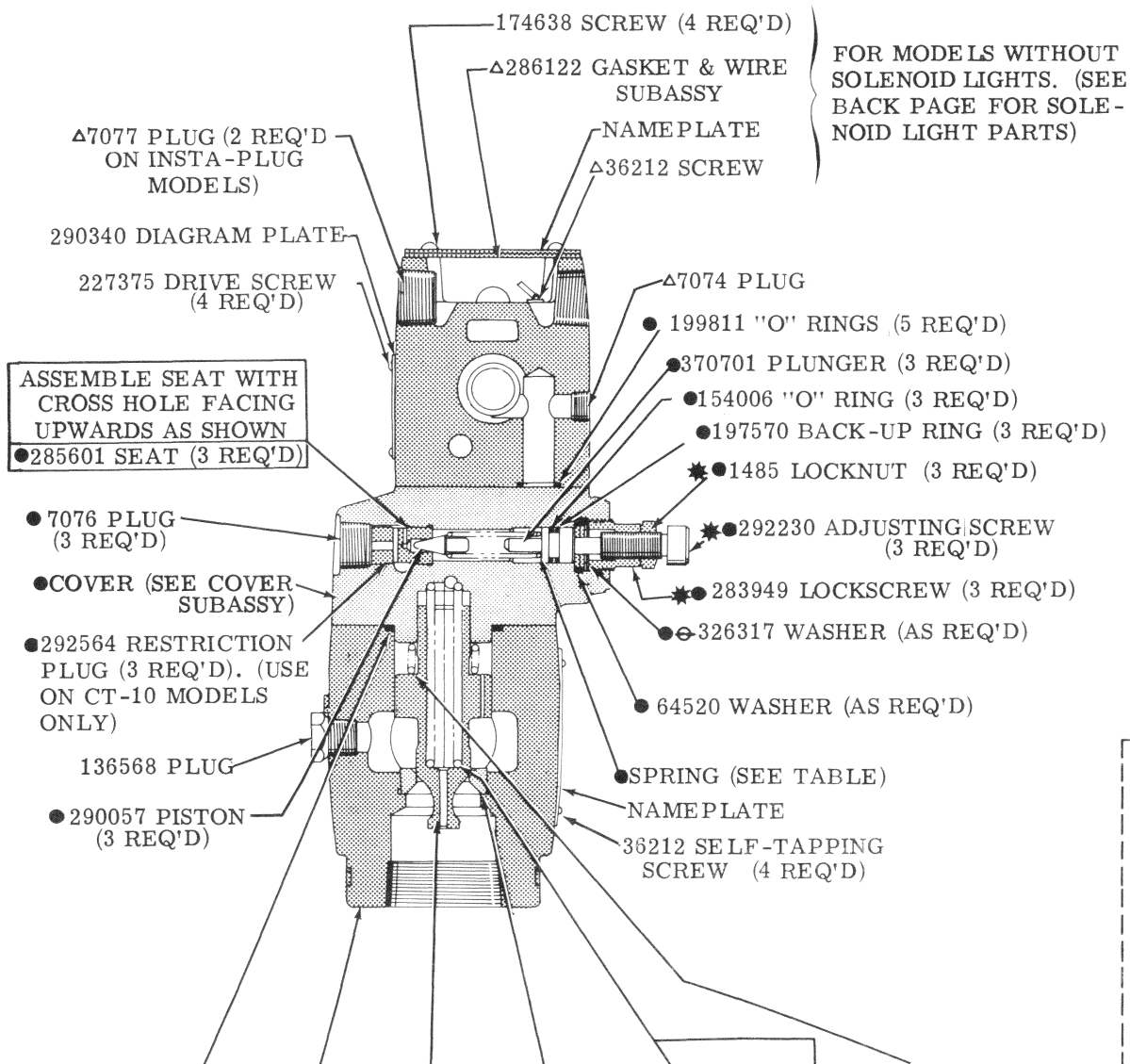
CS/CT-10-***-(V)-(P)(*)DG(L)-8C-(H)-*-10-*

SPERRY VICKERS
TROY, MI. 48084

Revised 5-1-78

I-3321-S

MODEL	HEAD #1		HEAD #2		HEAD #3		CT-06 COVER S/A
	SPRING	PRESSURE RANGE P. S. I.	SPRING	PRESSURE RANGE P. S. I.	SPRING	PRESSURE RANGE P. S. I.	
CT-06/10-CBF			2280	125 - 1000	2281	1500 - 3000	942198
CT-06/10-CEB	2282	500 - 2000	VENT	-----	2280	125 - 1000	-----
CT-06/10-CBC			2280	125 - 1000	2282	500 - 2000	942202



MODEL	"O" RING	BODY	HYDRO CONE	SEAT	LO-VENT SPRING	HI-VENT SPRING	HI-VENT SPRING
C*-06	199813	349180	343154	343153	2077	-----	184458
C*-10	170160	283959	283952	283954	291822	291821	-----

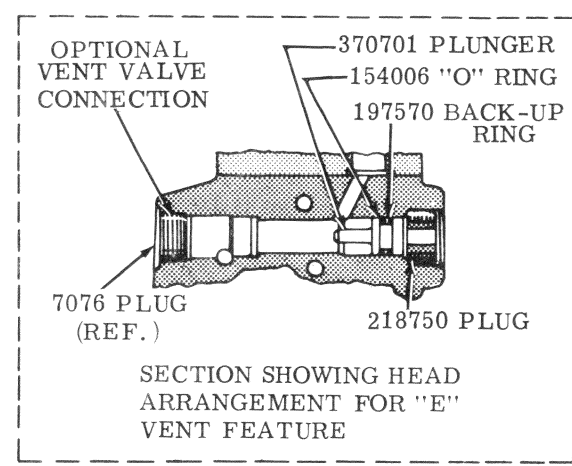
THIS PART USED AT FINAL TEST TO OBTAIN CORRECT PRESSURE RANGE

INSTA-PLUG CONNECTORS FOR THE DG4S4 PILOT STAGE ARE SHOWN ON PARTS DRAWING I-3487-S.

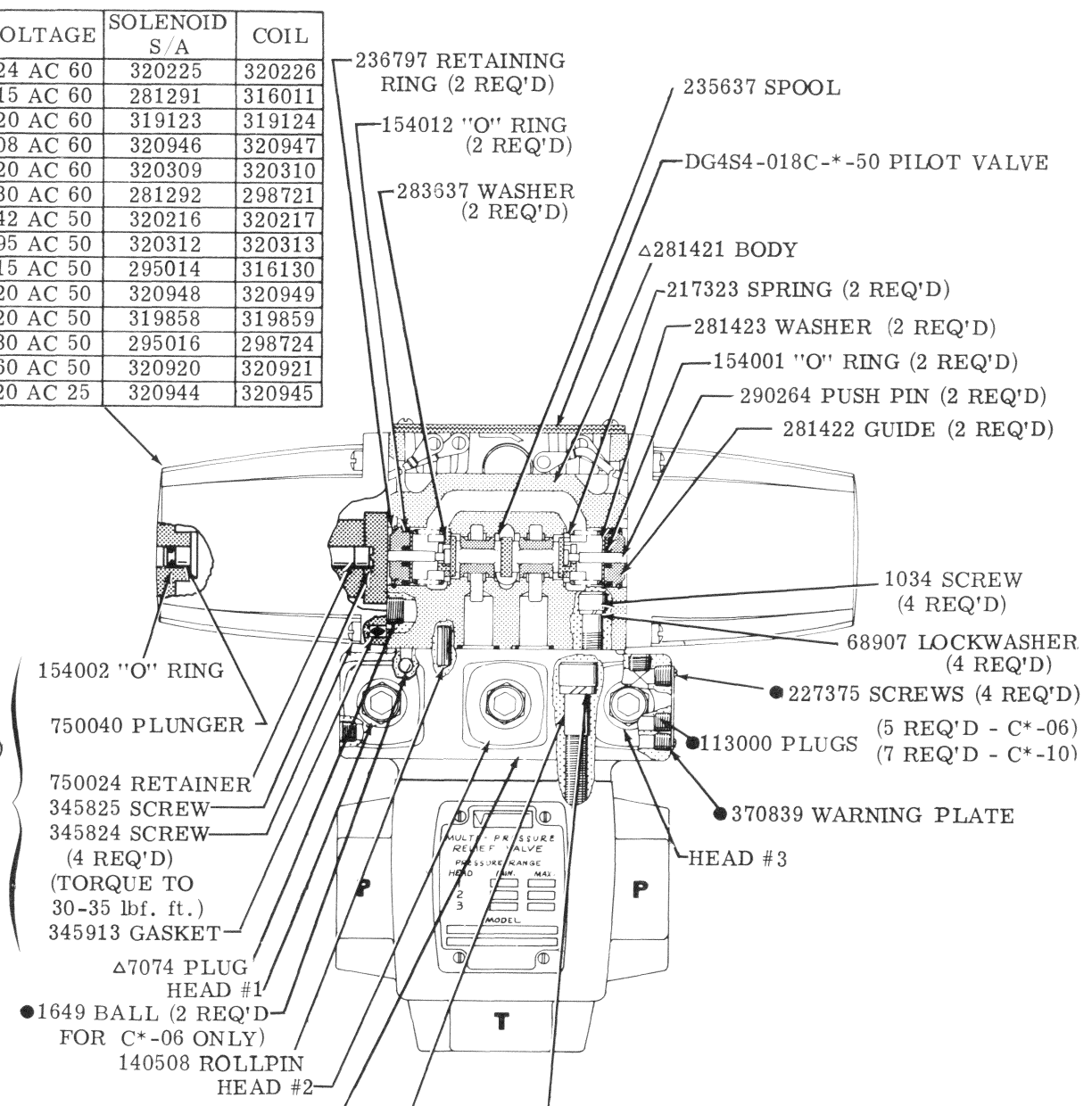
OIL IMMERSSED SOLENOID INFORMATION IS SHOWN ON PARTS DRAWING I-3498 -S.

NOTE
 COAT ADJUSTING SCREW 292230, LOCK SCREW 283949, AND LOCK NUT 1485 WITH OIL PRIOR TO ASSEMBLY.

FOR MODELS WITHOUT SOLENOID LIGHTS. (SEE BACK PAGE FOR SOLENOID LIGHT PARTS)

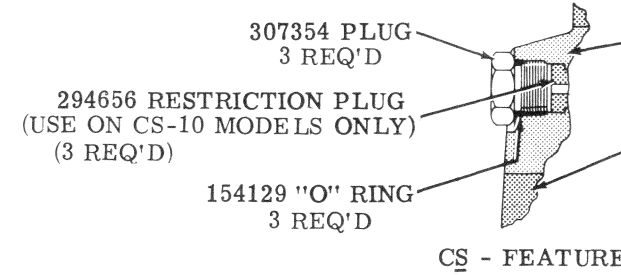


VOLTAGE	SOLENOID S/A	COIL
24 AC 60	320225	320226
115 AC 60	281291	316011
120 AC 60	319123	319124
208 AC 60	320946	320947
220 AC 60	320309	320310
230 AC 60	281292	298721
42 AC 50	320216	320217
95 AC 50	320312	320313
115 AC 50	295014	316130
120 AC 50	320948	320949
220 AC 50	319858	319859
230 AC 50	295016	298724
460 AC 50	320920	320921
220 AC 25	320944	320945



MODEL	COVER	SCREW (4 REQ'D)	LOCKWASHER (4 REQ'D)
CT-06	369670	1036	68907
CT-10	370668	1076	68909

MODEL	COVER	BODY
CS-06	370664	349187
CS-10	370669	294380



Δ INCLUDED IN 941853 BODY S/A

● INCLUDED IN COVER SUBASSY