
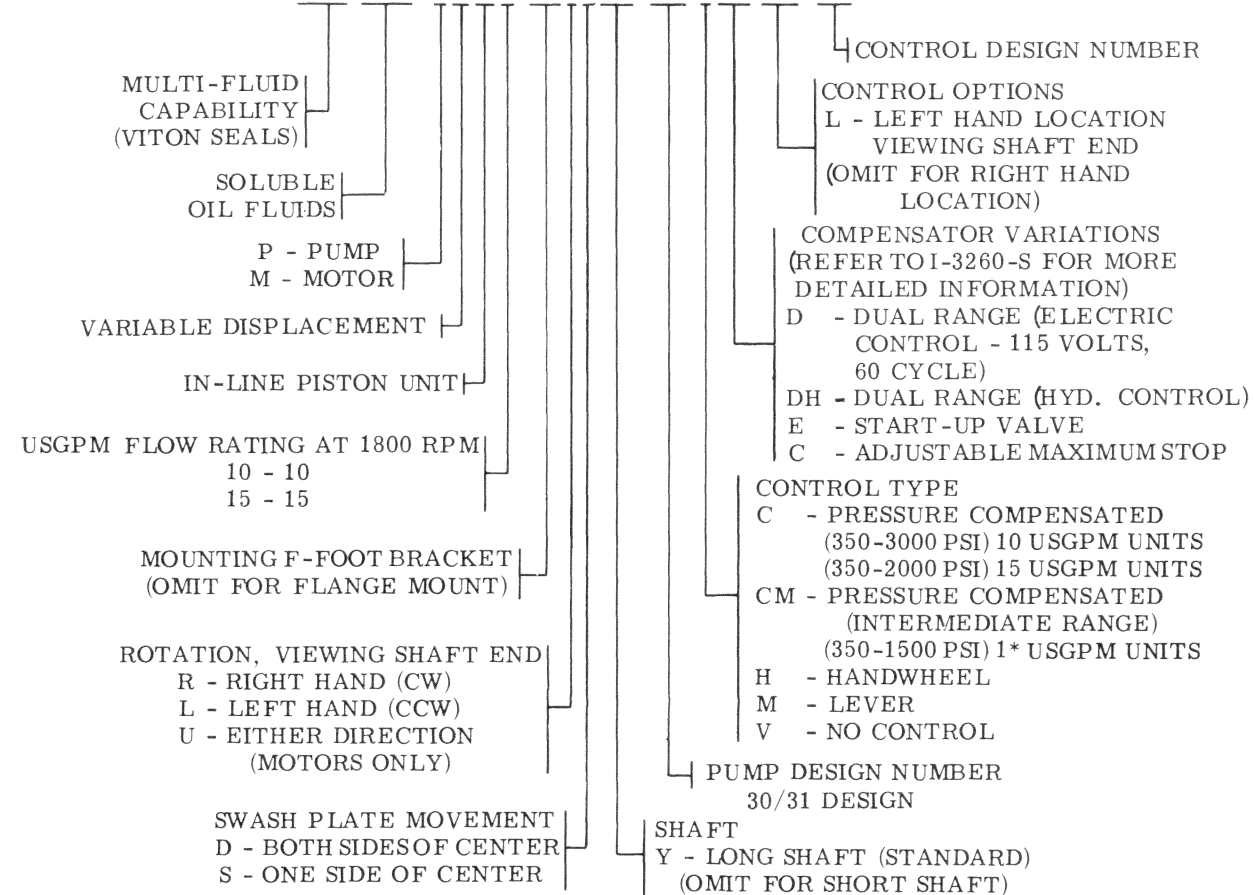


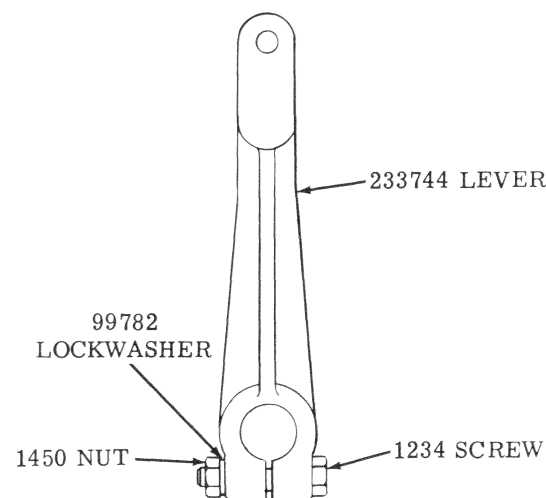
MODEL CODE BREAKDOWN

(F3/F6)-*VB*(-)**(*)-3*-*(*)-(L)-1*



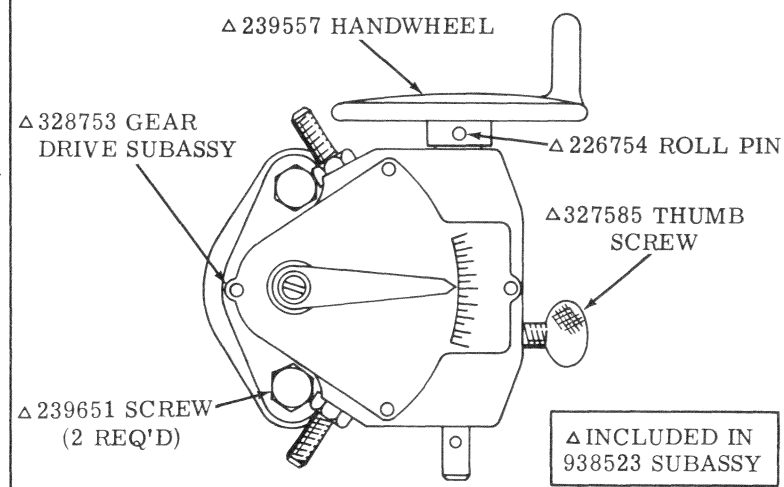
MANUAL LEVER CONTROL MODEL

VB(-)**(*)-3*-M(*)-(*)-10



HANDWHEEL CONTROL MODEL

VB(-)**(*)-3*-H(*)-(*)-10



SERVICE PARTS INFORMATION

PVB10-(F)(Y)-30 / 31-*(*)-(L)-1***
PVB15-(F)(Y)-30 / 31-*(*)-(L)-1***
MVB10-(F)UD(Y)-30 / 31--10

To insure sustained efficiency and maximum trouble-free life of this precision equipment, initial and continuous filtration of the fluid medium to 25 microns absolute or less is essential. (For information pertaining to Sperry Vickers economical 3 or 10 micron filters, see installation drawing 522140.)

Litho in U. S. A.

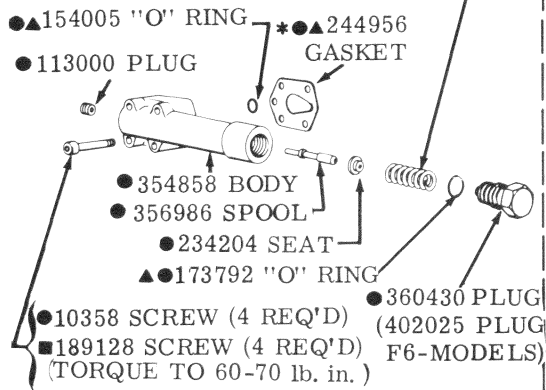
SPERRY VICKERS
 TROY, MI. 48084

Revised 5-1-80

I-3268-S

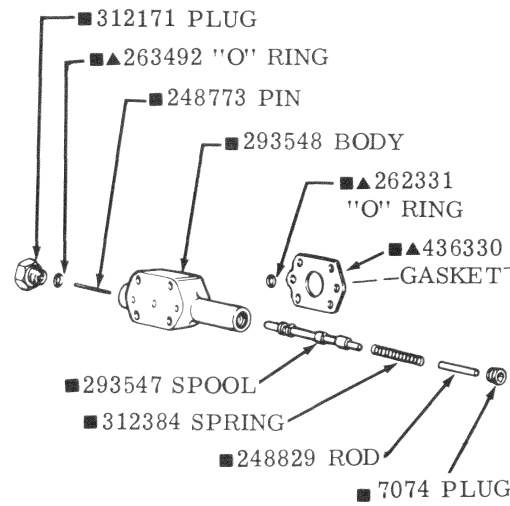
NOTE
COMPENSATOR S/A PARTS
SHOWN WITHIN THIS AREA.

PRESSURE RANGE (PSI)	COMPEN-SATOR SUBASSY	SPRING
(C)350-3000 (10)	942158	239371
350-2000 (15)		
(CM) 350-1500	942159	● 265693

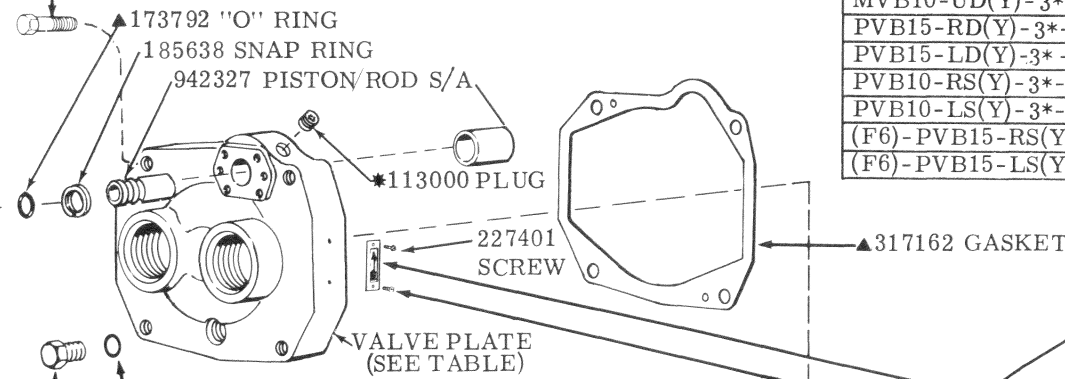


IMPORTANT: COMPENSATOR AND START-UP VALVE SHOWN FOR L. H. SHAFT ROTATION. FOR R. H. ROTATION UNITS, ROTATE BOTH VALVES 180°.

■ INCLUDED IN START-UP VALVE (E) SUBASSY 942157



1276 SCREW (4 REQ'D)
(TORQUE TO 25-35 lb. ft.)



YOKE	HOUSING	MODEL	SCREW	ROTATION PLATE
325689	308327	PVB1*-D(Y)-3*-H/M-10	227401	195060
342743	357652	PVB1*-S(Y)-3*C*/CM-11	227407	404751
325689	308327	MVB10-*D(Y)-3*-H/M-10		
342743	398719	F6-PVB15-*S(Y)-3*-C*(-)-11	227407	404751

MODEL	*INCLUDED IN VALVE PLATE SUBASSY
PVB10-RD(Y)-3*-H/M-10	942160
PVB10-LD(Y)-3*-H/M-10	942161
MVB10-UD(Y)-3*-H/M-10	942162
PVB15-RD(Y)-3*-H/M-10	942163
PVB15-LD(Y)-3*-H/M-10	942164
PVB10-RS(Y)-3*-C*(-)-11	942165
PVB10-LS(Y)-3*-C*(-)-11	942166
(F6)-PVB15-RS(Y)-3*-C*(-)-11	942167
(F6)-PVB15-LS(Y)-3*-C*(-)-11	942168

*NOTE
POSITION COMPENSATOR GASKET WITH SMALL END OF TEARDROP HOLE POINTING IN DIRECTION OF COMPENSATOR ADJUSTING PLUG.

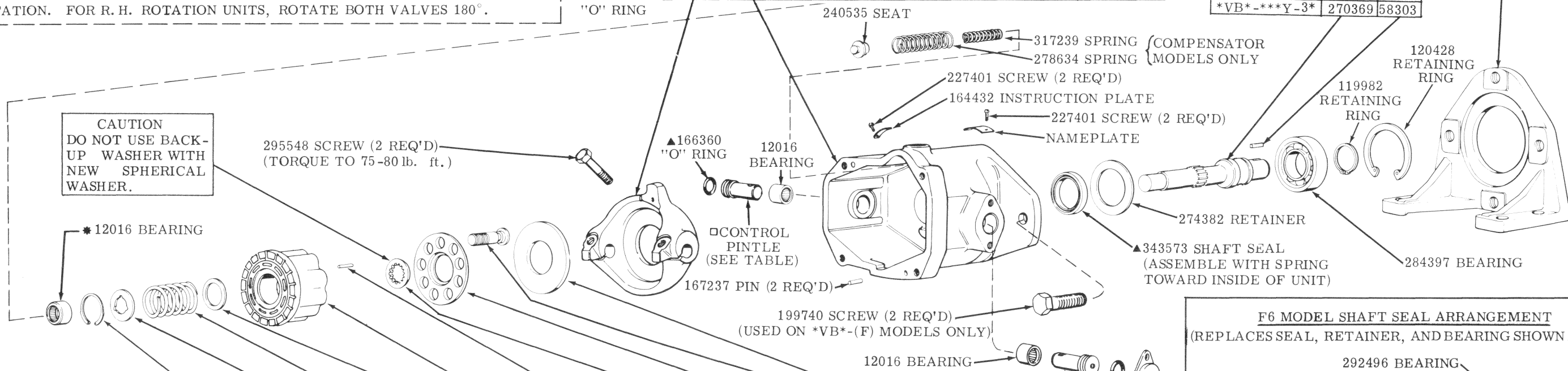
▲ INCLUDED IN 919682 SEAL KIT
F3 EQUIVALENT SEAL KIT 919686

ROTATION PLATE SHOWN FOR RIGHT HAND (CW) SHAFT ROTATION. LOCATE ON OPPOSITE SIDE OF VALVE PLATE FOR LEFT HAND (CCW) ROTATION.

FOOT BRACKET KIT FB-B-10 (USED ON *VB*-(F) MODELS ONLY) (INCLUDES SCREWS)

MODEL	SHAFT KEY
VB-***-3*	261478 22971
VB-***Y-3*	270369 58303

CAUTION
DO NOT USE BACK-UP WASHER WITH NEW SPHERICAL WASHER.



MODEL	RETAINING RING	WASHER	SPRING	THRUST WASHER	CYLINDER BLOCK	PIN (3 REQ'D)	SPHERICAL WASHER	SHOE PLATE	PISTON S/A KIT	SWASH PLATE	ROTATING GROUP
PVB10-**(Y)-3*-**-1*	93509	245223	247294	241954	321703	248812	423324	275961	942047	239077	938276
MVB10-**(Y)-3*-**-1*			403858		260860				941887		938273
PVB15-**(Y)-3*-**-1*											
F6-PVB15-**(Y)-3*-**-1*											

● PARTS INCLUDED IN COMPENSATOR S/A.

* INCLUDED IN VALVE PLATE S/A

COMPENSATOR CONTROL PARTS SHOWN. FOR MANUAL CONTROL, SEE BACK PAGE.

■ INCLUDED IN START-UP VALVE SUBASSY 942157

MODELS	PINTLES	
	CONTROL	OTHER
HANDWHEEL	269657	
LEVER	269658	265425
COMPENSATOR	265425	

USED ON HAND-WHEEL AND LEVER MODELS ONLY

F6 MODEL SHAFT SEAL ARRANGEMENT (REPLACES SEAL, RETAINER, AND BEARING SHOWN ABOVE.)

