

Model Code

* VB * - (F) ** Y - 21 - * (*) (*) - 1*

1 2 3 4 5 6 7 8 9 10 11

1 Variable displacement in-line piston unit

P - Pump
M - Motor

2 USgpm flow rating @1800 rpm

5 - 5 USgpm
6 - 6 USgpm

3 Mounting

F - Foot bracket
(Omit for flange mount)

4 Rotation (Viewed from shaft end)

R - Right hand
L - Left hand
U - Either direction (Motor only)

5 Swash plate movement

D - Both sides of center
S - One side of center

6 Shaft end

Y - Standard

7 Pump design

8 Control type

Pressure Compensator

C - 250-3000 psi (PVB5)
250-2000 psi (PVB6)
CM - 250-1500 psi (PVB5 & 6)
CVP - Pressure limiter load sensing

H - Handwheel
M - Lever

9 C - Adjustable maximum displacement stop

(Pressure compensated models only)

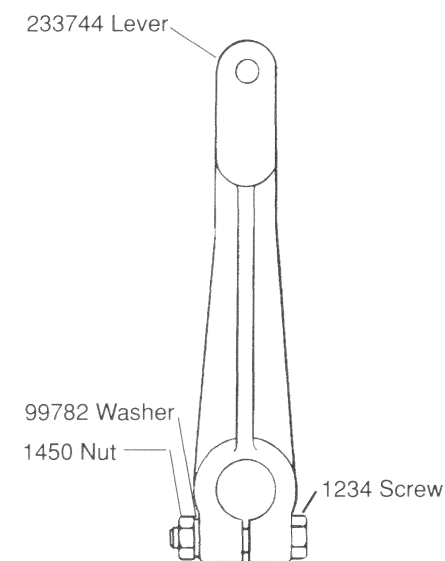
10 Other controls or options

L - Left hand viewing shaft end
(Omit for right hand models)
Compensator variations
D - Dual-range (electric control
115 volts-60 cycle
DH - Dual-range (hydraulic control)

11 Control design number

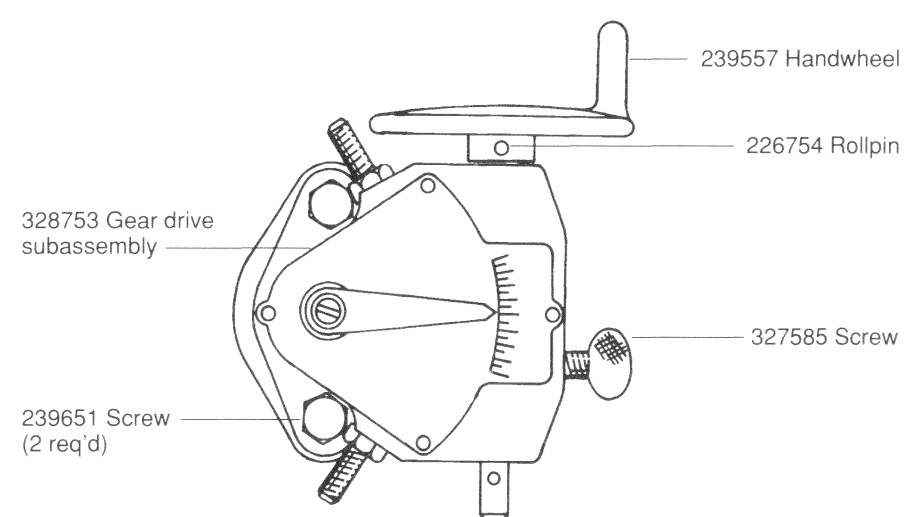
Manual Lever Control (M)

Parts shown included in 941360 kit



Handwheel Control (H)

Parts shown included in 938523 kit




Service Data

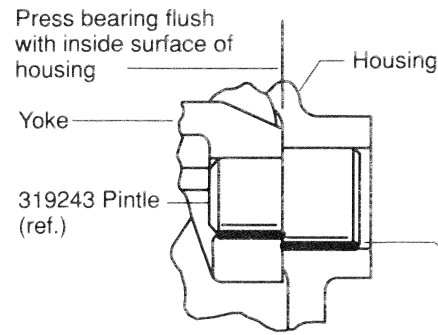
VICKERS

Variable inline piston units 5 & 6 USgpm

MVB5-(F)UDY-21-*(L)-10
PVB5-(F)**Y-21-*(C)(*)-1*
PVB6-(F)**Y-21-*(C)(*)-1*



Vickers Incorporated
A TRINOVA Company
5445 Corporate Drive
P.O. Box 302
Troy, MI 48007-0302
U.S.A.

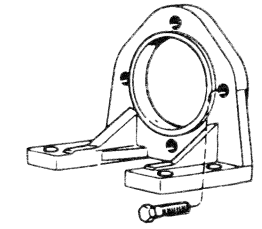


PINTLE BEARING ASSEMBLY NOTE

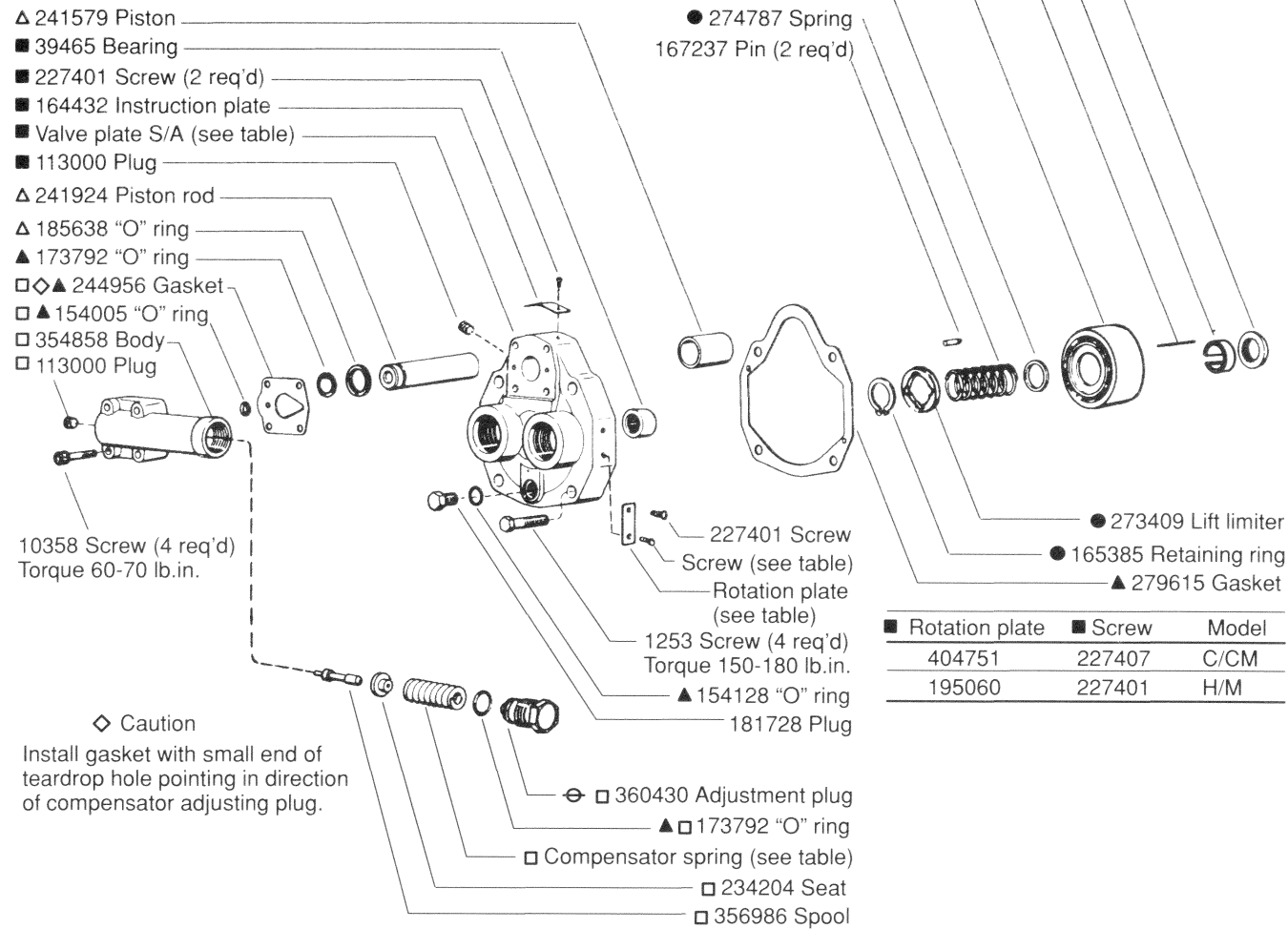
Make certain the bearing O.D. surface and the mating surface in the housing is clean. Apply sealing compound (Loctite A (10-1) or equivalent) to the bearing O.D. and press in place.

Caution
Do not allow sealing compound to contact the bearing needles.

FOOT BRACKET OPTION
FB-A-10 Mounting kit
(Includes screws)



Model	Valve Plate S/A
PVB*-RS-21-C(*)-11	942223
PVB*-LS-21-C(*)-11	942224
PVB*-RD-21-H/M-10	942225
PVB*-LD-21-H/M-10	942246
MVB5-UD-21-H/M-10	942227



Rotation plate	Screw	Model
404751	227407	C/CM
195060	227401	H/M

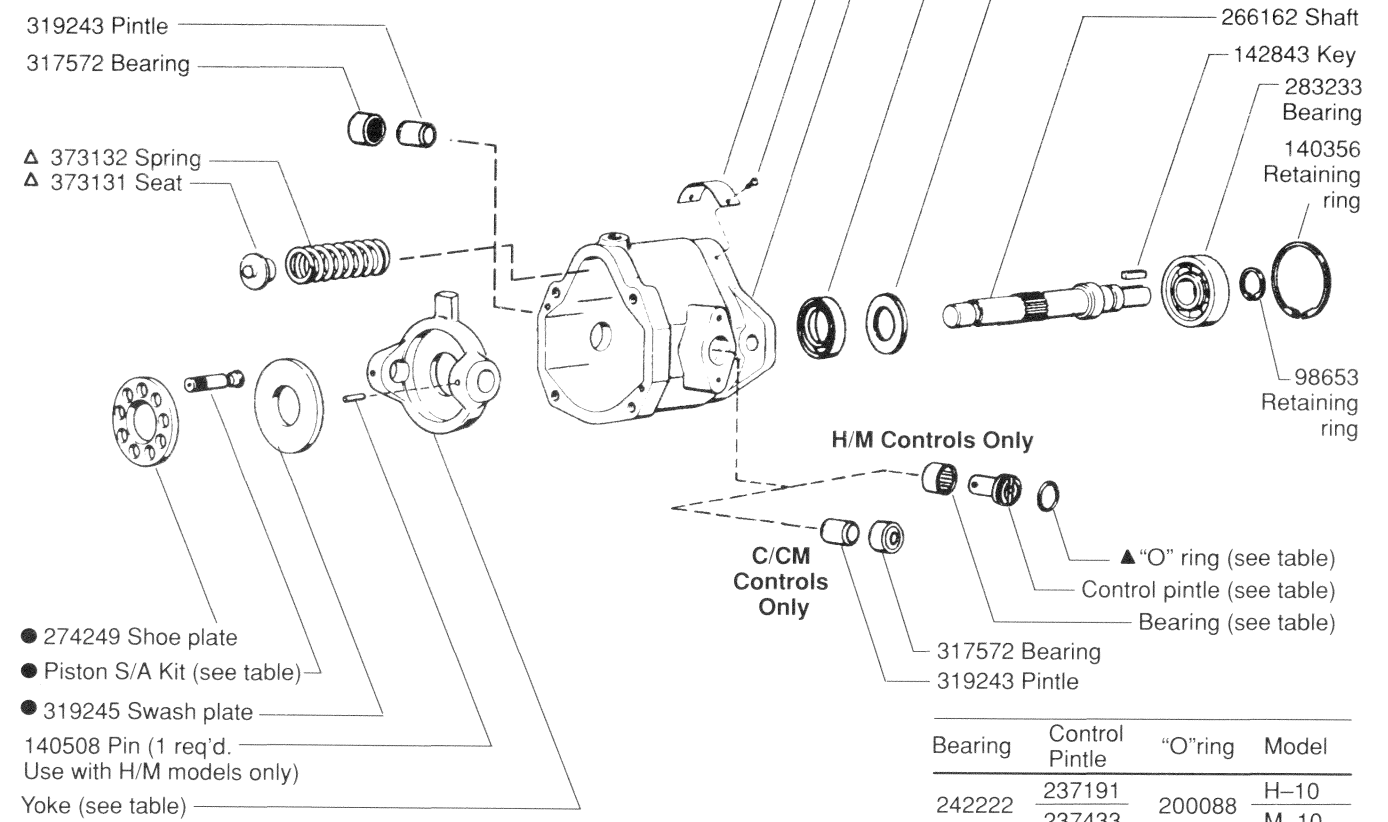
Pressure Range (psi)	Compensator Kit	Spring
(C) 250-3000 (PVB5)	942158	239371
⊕ 250-2000 (PVB6)		
(CM) 250-1500	942159	265693

Type C & CM compensator control parts are shown. Refer to back page for manual controls and I-3243-S for CVP pressure limiting & load sensing controls.

⊕ Caution
PVB6 compensator pressure adjustment must not exceed 2000 psi.

- ▲ Included in 919191 Seal kit F3 equivalent 919308
- Included in Valve Plate S/A
- Included in Pressure Compensator Kit
- Included in Rotating Group
- △ Used with compensator control only

Models	Yoke	Housing
Motors & handwheel (M), lever (L) & no control pumps	237192	436462
Pressure compensated pumps	231557	308334



Bearing	Control Pintle	"O"ring	Model
242222	237191	200088	H-10
	237433		M-10

Cylinder Block	Piston S/A Kit	Rotating Group	Model
677061	942229	875775	PVB5
677059	942229	875772	MVB5
677060	942230	875773	PVB6

For satisfactory service life of these components, use full flow filtration to provide fluid which meets ISO cleanliness code 16/13 or cleaner. Selections from pressure, return and in-line filters series are recommended.

