


**10 AND 15 GPM VARIABLE
IN-LINE PISTON UNITS**

VICKERS



**SERVICE
PARTS
INFORMATION**

**MVB10-(F) U D (Y)-20 - *(*)-10
PVB10-(F) * * (Y)-20 - *(*) (L)-10
PVB15-(F) * * (Y)-20 - *(*) (L)-10**

PARTS ENCLOSED ARE AVAILABLE AS A SUBASSEMBLY:
 941700 FOR "C" MODELS (250-2500 PSI)
 941699 FOR "CM" MODELS (150-1500 PSI)

MODEL	SPRING
PVB10-*S(Y)-20-C-10	●239371
PVB1-*S(Y)-20-CM-10	●265693

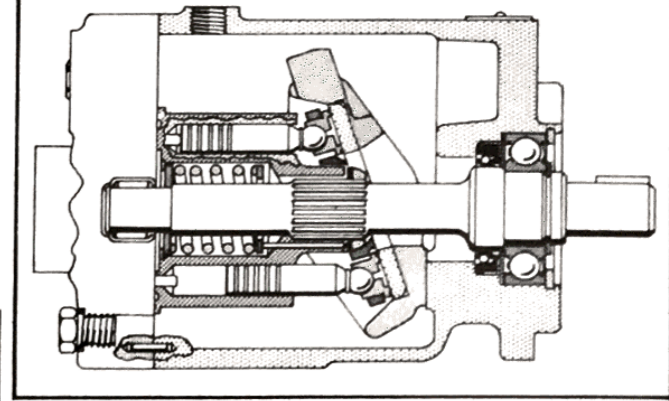
- ▲244956 GASKET
- ▲154005 "O" RING
- 113000 PLUG
- 10358 SCREW (4 REQ'D)
- 241568 BODY POSITION SHOWN FOR L. H. ROTATION
- 241717 SPOOL
- 234204 SEAT
- ▲173792 "O" RING
- 241621 PLUG

1276 SCREW (4 REQ'D)
 TORQUE TO 25 - 35 LB. FT.

MODEL	VALVE PLATE S/A INC. 12016 BEARING
PVB10-RD(Y)-20-H/M-10	938388
PVB10-LD(Y)-20-H/M-10	938387
MVB10-UD(Y)-20-H/M-10	938384
PVB15-RD(Y)-20-H/M-10	938380
PVB15-LD(Y)-20-H/M-10	938379
PVB10-RS(Y)-20-C(*)-10	938386
PVB10-LS(Y)-20-C(*)-10	938385
PVB15-RS(Y)-20-CM-10	938378
PVB15-LS(Y)-20-CM-10	938377

MODEL	●SPACER
PVB10-*S(Y)-20-C(*)-10	NONE
PVB10-*S(Y)-20-C(*)9-10	269812
PVB10-*S(Y)-20-C(*)8-10	263006
PVB10-*S(Y)-20-C(*)7-10	267542
PVB10-*S(Y)-20-C(*)6-10	269811
PVB15-*S(Y)-20-CM-10	NONE

MODEL	SPRING
PVB10-*S(Y)-20-C(*)-10	●278634
PVB10-*S(Y)-20-CM-10	●280927
PVB15-*S(Y)-20-CM-10	



SCREW (2 REQ'D)	ROTATION PLATE	MODEL	YOKE	HOUSING
227401	195060	PVB1*-D(Y)-20-H/M-10	269842	274386
	266399	PVB1*-S(Y)-20-C(*)/CM-10	265753	274386
		MVB10-D(Y)-20-H/M-10	269842	274386

INCLUDED IN VALVE PLATE SUB-ASSEMBLY

120786 SCREW (2 REQ'D)

164432 INSTRUCTION PLATE

NAMEPLATE

120786 SCREW (2 REQ'D)

240535 SEAT

●154131 "O" RING

●240536 PLUG

MODEL	SHAFT	KEY
*VB***-20	261478	22971
*VB***-Y-20	270369	58303

●241925 PISTON ROD

●185638 SNAP RING

1254 SCREW (2 REQ'D)
 TORQUE TO 20-25 LB. FT.

12016 BEARING

12016 BEARING PINTLE (SEE TABLE)

▲166360 "O" RING

246462 COVER } NOT USED ON COMPENSATOR MODELS

12278 SCREW (2 REQ'D)

167237 PIN (2 REQ'D)

274382 RETAINER

▲236829 SEAL ASSEMBLY WITH SPRING TOWARD YOKE

212398 SCREW (2 REQ'D) *VB*-F MODELS ONLY

199491 FOOT BRACKET *VB*-F MODELS ONLY

120428 SNAP RING

119982 SNAP RING

▲166360 "O" RING

12016 BEARING

284397 BEARING

MODEL	SNAP RING	WASHER	SPRING	THRUST WASHER	CYLINDER BLOCK	PINS (3 REQ'D)	BACK-UP WASHER	SPHERICAL WASHER	SHOE PLATE	PISTON S/A KIT	SWASH PLATE	ROTATING GROUP KIT	
PVB10-**(Y)-20-**-10	93509	245223	247294	241954	321703	248811	261476	284380	275961	942047	239077	938269	
MVB10-**(Y)-20-**-10			245226									260860	938270
PVB15-**(Y)-20-**-10													

THESE PARTS INCLUDED IN

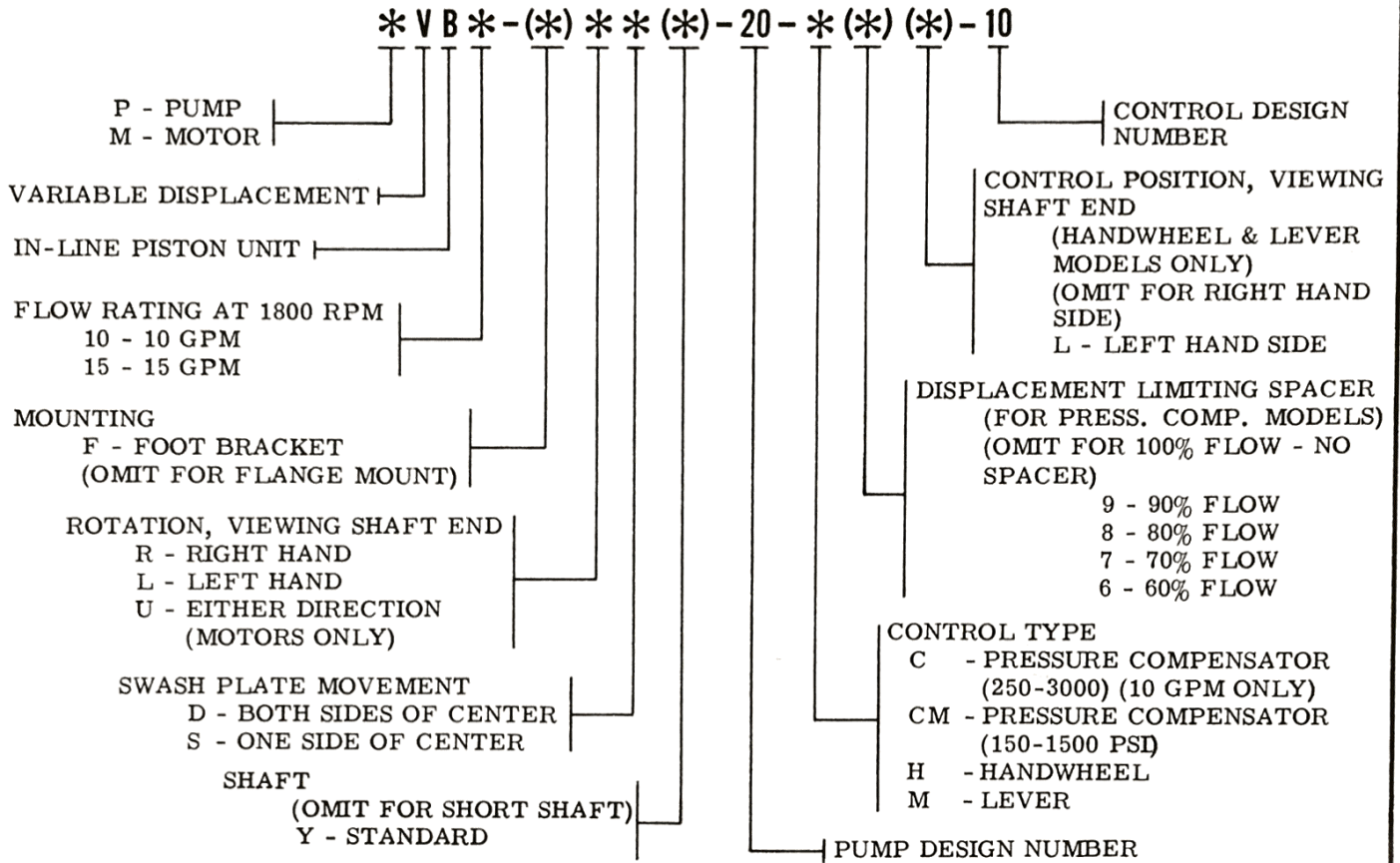
●USED ONLY ON COMPENSATOR MODELS

COMPENSATOR CONTROL PARTS SHOWN. FOR MANUAL CONTROLS SEE PAGE 3

▲INCLUDED IN 919192 GASKET KIT

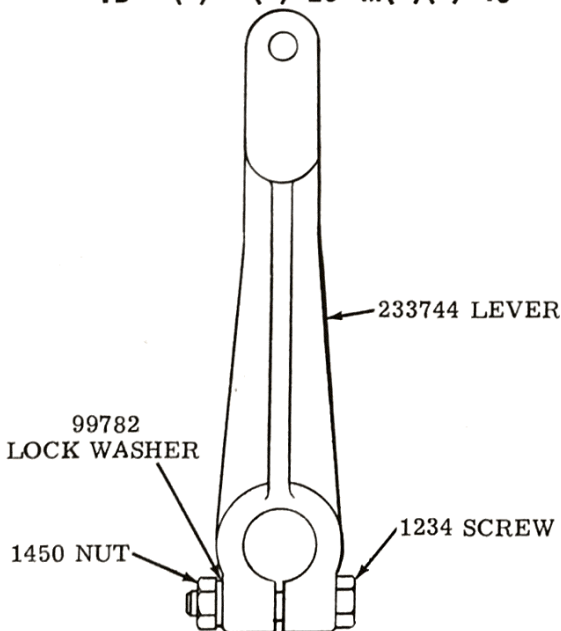
MODELS	PINTLES	
	CONTROL	OTHER
HANDWHEEL	269657	
LEVER	269658	265425
COMPENSATOR	265425	

MODEL CODE BREAKDOWN



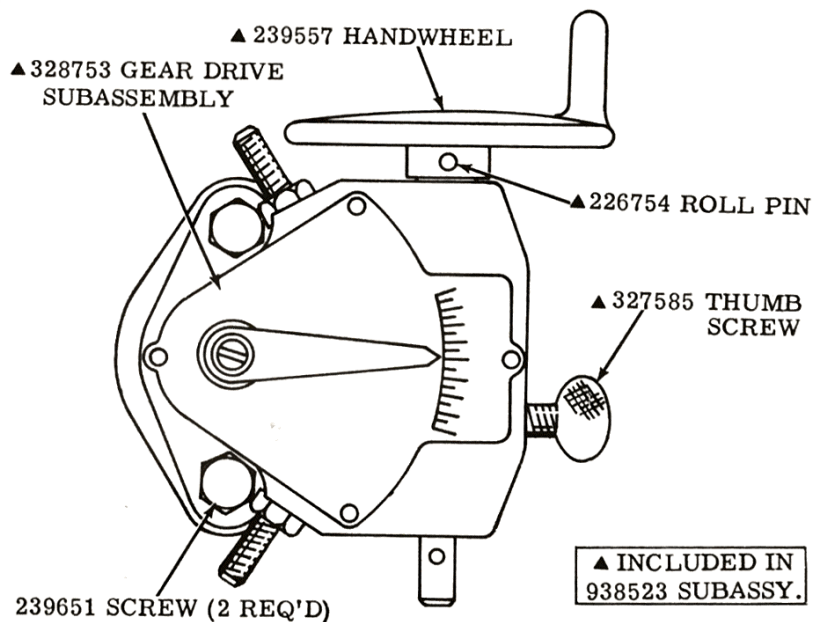
MANUAL LEVER CONTROL MODEL

***VB*-(**)(*)-20-M(*)(*)-10**



HANDWHEEL CONTROL MODEL

***VB*-(**)(*)-20-H(*)(*)-10**



To insure sustained efficiency and maximum trouble-free life of this precision equipment, initial and continuous filtration of the fluid medium to 25 microns or less is essential. (For information pertaining to Vickers economical 10 micron filters, see installation drawing I & M 229847.)