



VICKERS.

**5 GPM VARIABLE
IN-LINE PISTON UNITS**



**SERVICE
PARTS
INFORMATION**



**Models: PMVB5 10 Design
PVB5 10 Design**

VICKERS INCORPORATED

DIVISION OF SPERRY RAND CORPORATION

Machinery Hydraulics Division

Service Department

14420 Linwood Avenue

Detroit, Michigan 48238

ATLANTA • CHICAGO • DETROIT • EL SEGUNDO • HOUSTON • SEATTLE • SPRINGFIELD, N. J. • TORONTO

I-3241-S

5 GPM VARIABLE DELIVERY IN-LINE PISTON PUMPS -10 DESIGN

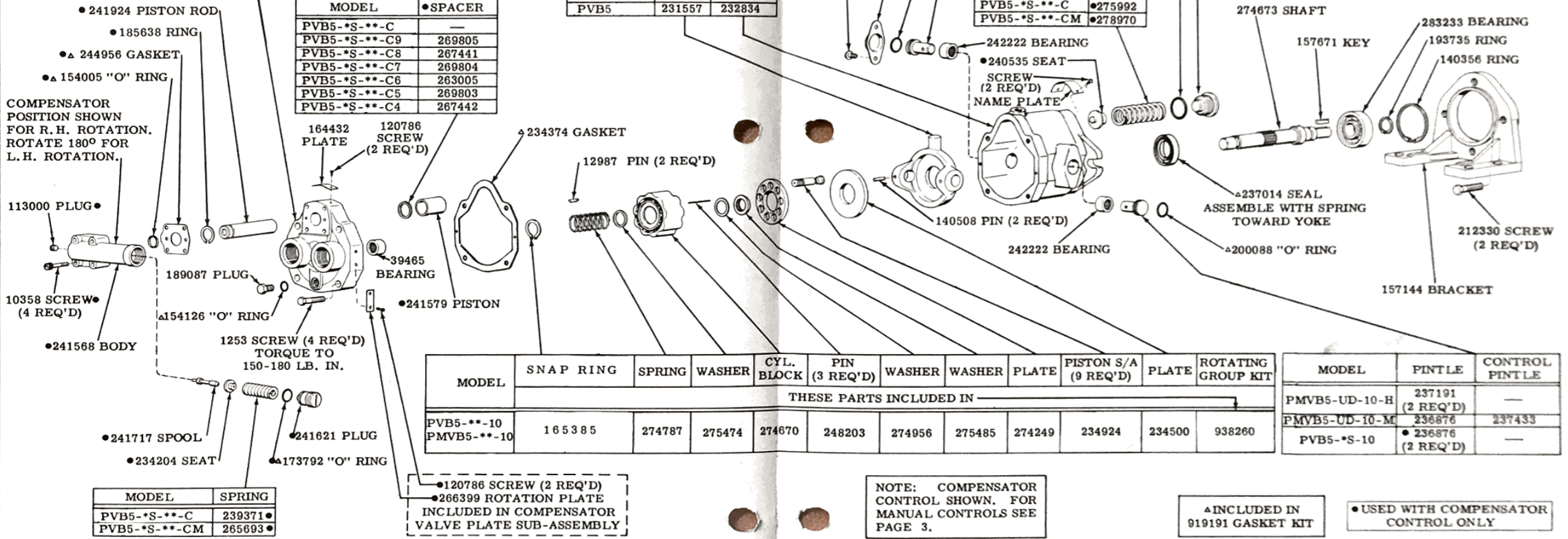
MODEL: PMVB5
PVB5

MODEL	VALVE PLATE S/A INCLUDES 39465 BEARING
PVB5-RS-10-C	938640
PVB5-LS-10-C	938639
PMVB5-UD-10-M/H	938638

MODEL	SPACER
PVB5-*S-**-C	—
PVB5-*S-**-C9	269805
PVB5-*S-**-C8	267441
PVB5-*S-**-C7	269804
PVB5-*S-**-C6	263005
PVB5-*S-**-C5	269803
PVB5-*S-**-C4	267442

MODEL	YOKE	HOUSING
PMVB5	237192	237194
PVB5	231557	232834

MODEL	SPRING
PVB5-*S-**-C	275992
PVB5-*S-**-CM	278970



COMPENSATOR
POSITION SHOWN
FOR R. H. ROTATION.
ROTATE 180° FOR
L. H. ROTATION.

113000 PLUG
10358 SCREW (4 REQ'D)
241568 BODY

1253 SCREW (4 REQ'D)
TORQUE TO
150-180 LB. IN.

120786 SCREW (2 REQ'D)
266399 ROTATION PLATE
INCLUDED IN COMPENSATOR
VALVE PLATE SUB-ASSEMBLY

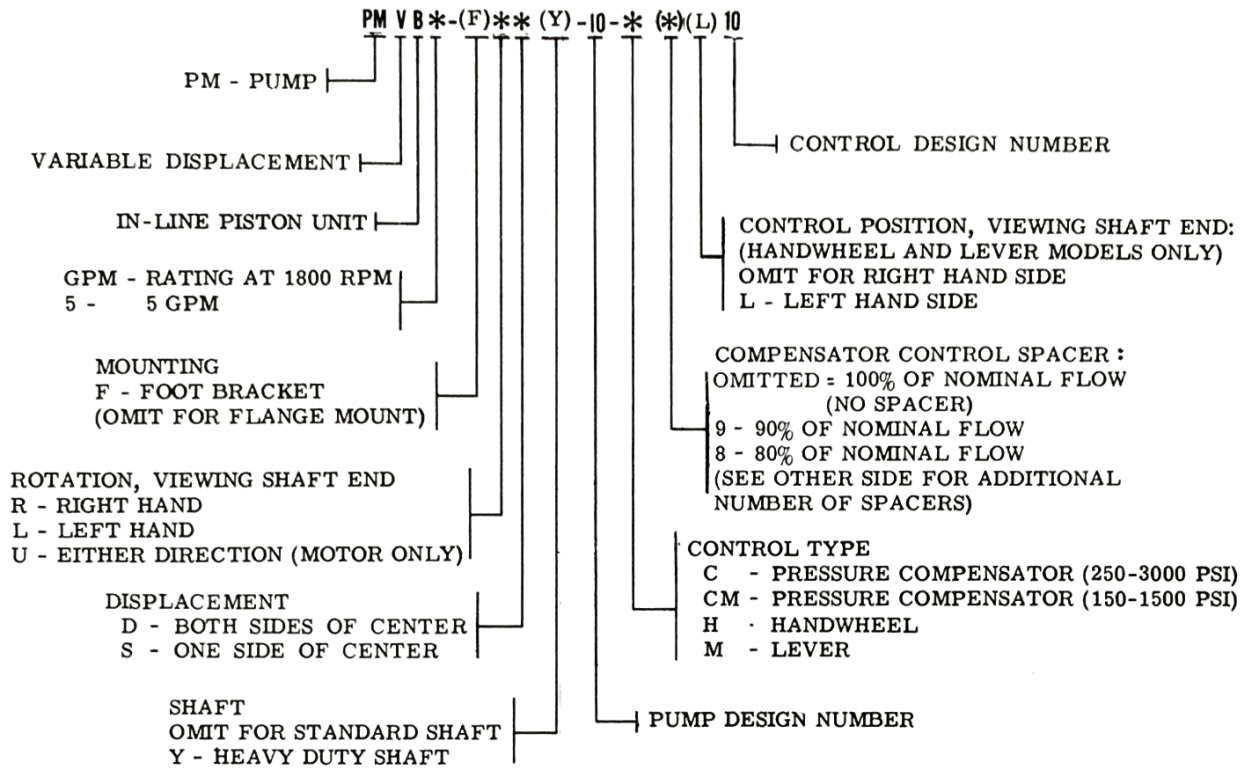
NOTE: COMPENSATOR
CONTROL SHOWN. FOR
MANUAL CONTROLS SEE
PAGE 3.

▲ INCLUDED IN
919191 GASKET KIT

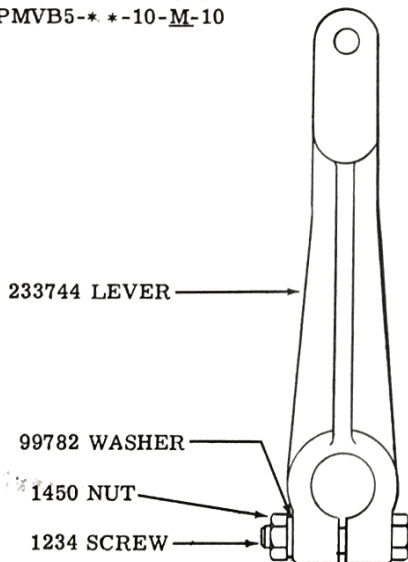
● USED WITH COMPENSATOR
CONTROL ONLY

MODEL	SNAP RING	SPRING	WASHER	CYL. BLOCK	PIN (3 REQ'D)	WASHER	WASHER	PLATE	PISTON S/A (9 REQ'D)	PLATE	ROTATING GROUP KIT	MODEL	PINTLE	CONTROL PINTLE
												THESE PARTS INCLUDED IN		
PVB5-**-10	165385	274787	275474	274670	248203	274956	275485	274249	234924	234500	938260	PMVB5-UD-10-H	237191 (2 REQ'D)	—
PMVB5-**-10												PMVB5-UD-10-M	236876	237433
												PVB5-*S-10	236876 (2 REQ'D)	—

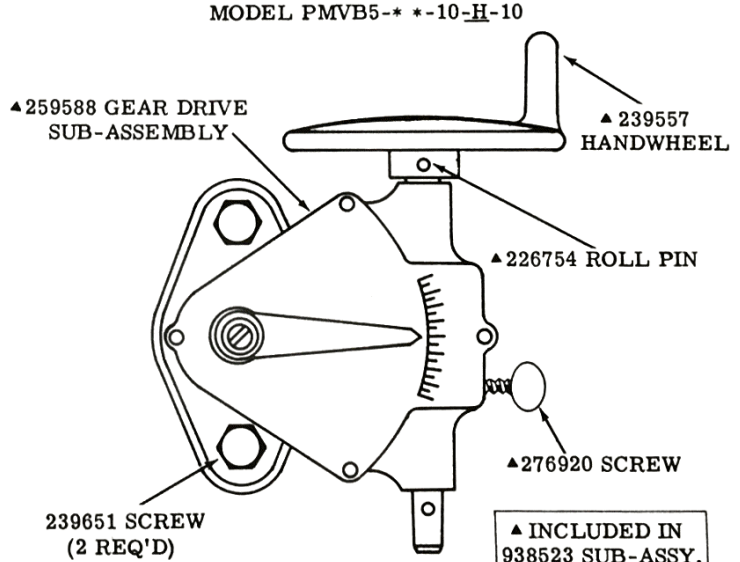
MODEL CODE



MANUAL LEVER CONTROL
MODEL PMVB5-* *-10-M-10



HANDWHEEL CONTROL
MODEL PMVB5-* *-10-H-10



To insure sustained efficiency and maximum trouble-free life of this precision equipment, initial and continuous filtration of the fluid medium to 25 microns or less is essential. (For information pertaining to Vickers economical 10 micron filters, see installation drawing I & M 229847.)