


VICKERS

Service Parts Information

**Vane
Pumps**

V10 & V10F Series -20 Design
V10P Series -10 Design



Vickers, Incorporated

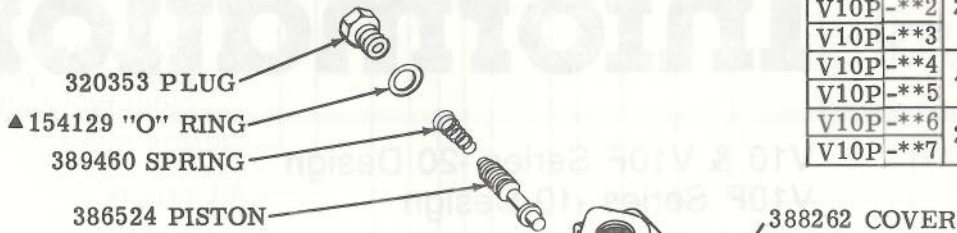
1401 Crooks Road
Troy, Michigan 48084

Revised 9-1-85

M-2005-S

PRIORITY VALVE COVER

MODEL	SCREW
V10P-***1	
V10P-***2	295344
V10P-***3	
V10P-***4	432511
V10P-***5	
V10P-***6	295346
V10P-***7	

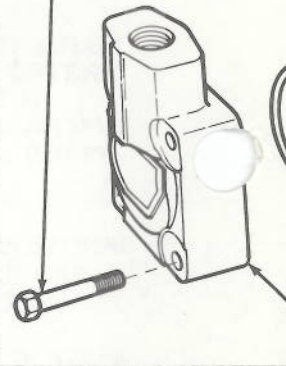


SCREW (SEE TABLE) (4 REQ'D)
TORQUE TO 40 ± 5 lb . ft.

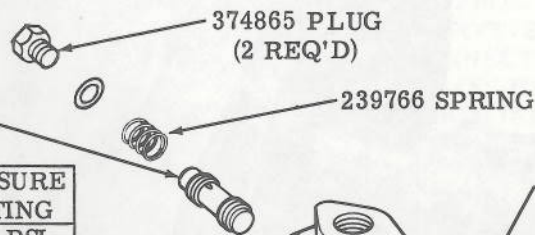
MODEL	PRESSURE SETTING	SPRING
V10P-****-***A10	250	252886
V10P-****-***B10	500	2280
V10P-****-***C10	750	
V10P-****-***D10	1000	2282
V10P-****-***E10	1250	
V10P-****-***F10	1500	
V10P-****-***G10	1750	
V10P-****-***H10	2000	2281
V10P-****-***J10	2250	
V10P-****-***K10	2500	

*RING (S)
*VANE KIT (S)
*ROTOR (SE)

SCREW (4 REQ'D)
TORQUE 40 ± 5 lb
(SEE TABLE)



FLOW CONTROL COVER



MODEL	CONTROL VALVE SUB-ASSEMBLY	PRESSURE SETTING
V10F-****-***A-20	229613	250 PSI
V10F-****-***B-20	233018	500 PSI
V10F-****-***C-20	232794	750 PSI
V10F-****-***D-20	232795	1000 PSI
V10F-****-***E-20	232796	1250 PSI
V10F-****-***F-20	232797	1500 PSI
V10F-****-***G-20	232798	1750 PSI
V10F-****-***H-20	232799	2000 PSI
V10F-****-***J-20	233019	2250 PSI
V10F-****-***K-20	233020	2500 PSI

MODEL	SCREW (4 REQ'D) TORQUE 40 ± 5 lbft.
V10F-***1	
V10F-***2	432509
V10F-***3	
V10F-***4	295344
V10F-***5	
V10F-***6	432511
V10F-***7	

155023 SNAP RING
▲154129 "O" RING (2 REQ'D)

MODEL	*ROTOR	*VANE KIT (12 VANES)	*RING	PIN	SCREW	CART. KIT
V10-***1*-***0			317674			923471
V10-***2*-***0	317681	923499	317675	231042	11156	923470
V10-***3*-***0			317676			923496
V10-***4*-***0	351247	923500	317677	2456		923469
V10-***5*-***0			317678		1278	923468
V10-***6*-***0	357286	923501	355641	351963		923497
V10-***7*-***0			331813			923498

BODY	MODEL
574164	V10-*F**-*-20
352699	V10-*P**-*-20
317668	V10-*S**-*-20
370468	V10-*T**-*-10

PIN (2 REQ'D)
(SEE TABLE)

TABLE)

TABLE)

TABLE)

KEY (SEE TABLE)

SHAFT (SEE TABLE)

87541 RETAINING RING

148423 BEARING

106641 RETAINING RING

SHAFT SEAL (SEE TABLE)

BRACKET KIT MODEL
NUMBER FB-A-10
(INCLUDES SCREWS)

*▲199823 "O" RING
1273 SCREW. (2 REQ'D)
374343 PRESSURE
PLATE S/A

345262 SPRING

*▲199822 "O" RING

MODEL	SHAFT	KEY	NUT	SEAL	SHAFT-TYPE
V10-****-1	374338	142843			STRAIGHT
V10-****-3	374340	1605	8948		THREADED
V10-****-4	378959	1606	8948		THREADED
V10-****-6	382250	1609			STRAIGHT STUB-KEYED
V10-****-11	374339			▲263585	SPLINED (9 TOOTH)
V10-****-12	375480				SPLINED (13 TOOTH)
V10-****-20	386930	1617	18755		THD.-KEYED
V10-****-38	387481				SPLINED (11 TOOTH)

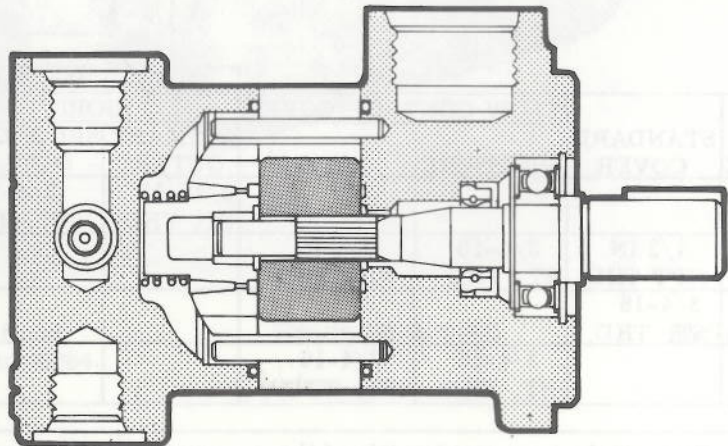
COVER	MODEL
372863	V10***P**-20
372864	V10***R**-20
372865	V10***S**-20
377829	V10***Y**-20

⊖ MUST BE BOTTOMED
AGAINST SHOULDER
WHEN INSTALLED.

▲ INCLUDED IN
923548 SEAL KIT

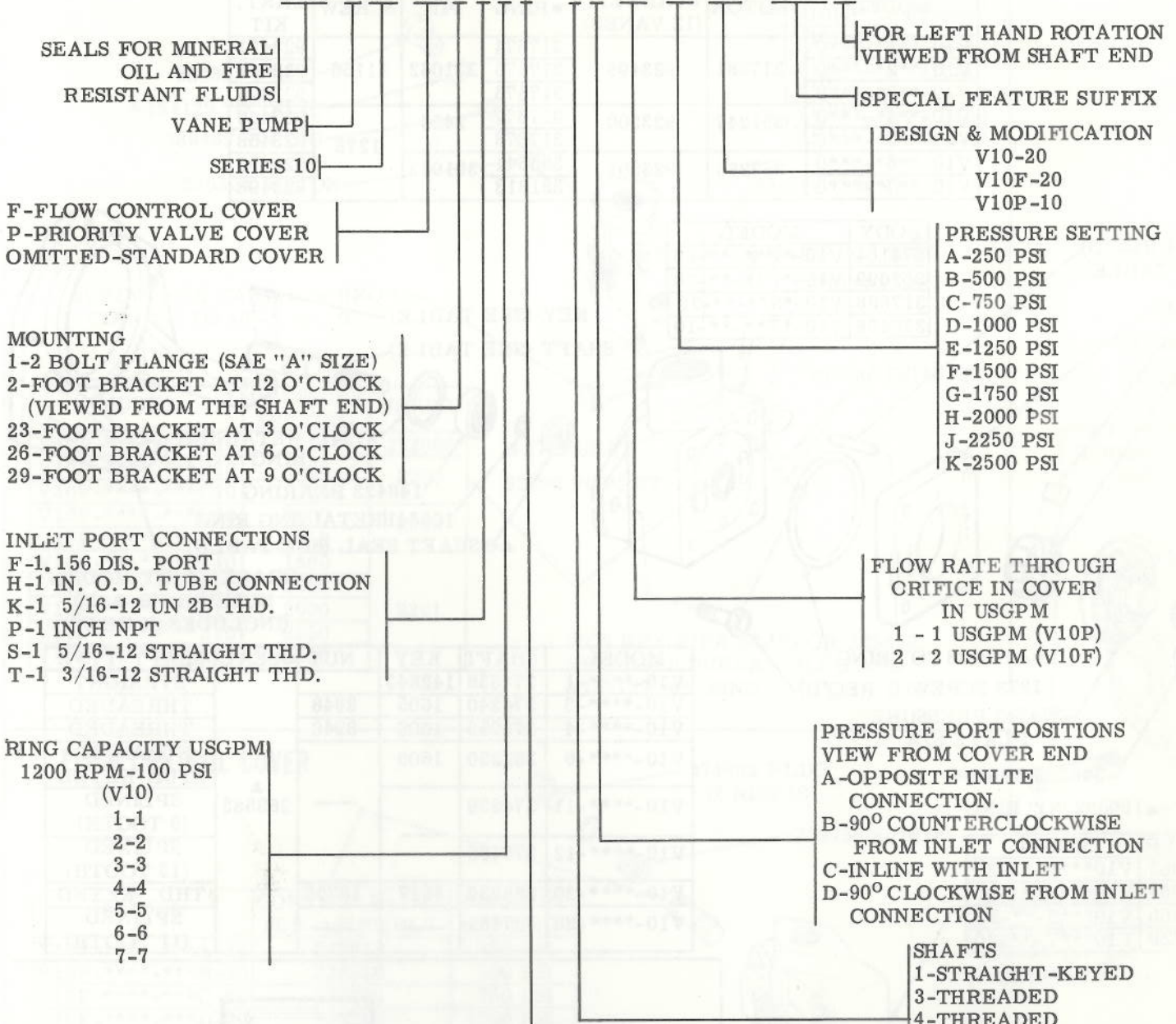
F3 EQUIVALENT
SEAL KIT 919772

* INCLUDED IN
CARTRIDGE KIT



MODEL CODE BREAKDOWN

(F3)-V10-(P)****-**(*)-(**)**-***L



CODE	STANDARD COVER	FLOW CONTROL COVER		OUTLET PORT CONNECTIONS		
		PRESSURE	TANK	PRIMARY OUTLET	SECONDARY OUTLET	TANK
K				9/16-18 ST. THD.	3/4-16 ST. THD.	9/16-18 ST. THD.
P	1/2 IN. NPT THD.	3/4-16 ST. THD.	1/2 IN. NPT THD.			
S	3/4-16 ST. THD.					
T		3/4-16 ST. THD.	3/4-16 ST. THD.			

For satisfactory service life of these components in industrial applications, use full flow filtration to provide fluid which meets ISO cleanliness code 18/15 or cleaner. Selections from Vickers OFP, OFR, and OFRS series are recommended.