

**VANE
PUMPS**

**SERVICE
PARTS
INFORMATION**

**V20, V20F -11 DESIGN
V20P -11/-12 DESIGN**

**SPERRY VICKERS
TROY, MI. 48084**

V20P - **** - **** - 11/12
PRIORITY VALVE COVER

DESIGN	PLUG	SPRING	PISTON
-11	7077	256961	257063
-12	433026	433025	433024

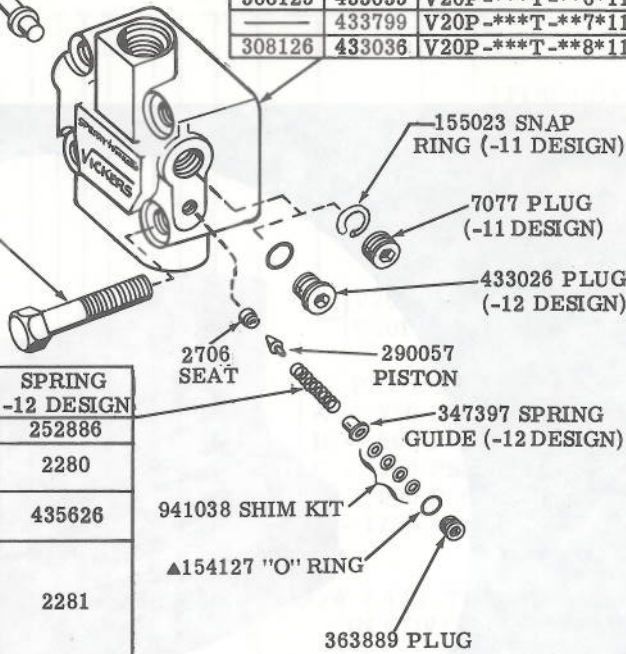
-11 COVER	-12 COVER	MODEL
308121	433030	V20P-***T-***2*11/12
308122	433031	V20P-***T-***2.5*11/12
308123	433032	V20P-***T-***3*11/12
308124	433033	V20P-***T-***4*11/12
359314	433034	V20P-***T-***5*11/12
308125	433035	V20P-***T-***6*11/12
	433799	V20P-***T-***7*11/12
308126	433036	V20P-***T-***8*11/12

MODEL DE
V20*-***
V20*-***
V20*-***
V20*-***
V20*-***

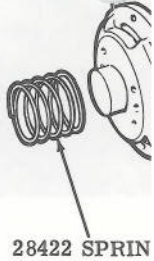
MODEL	SCREW (4 REQ'D) TORQUE TO 80±5 lb. ft.
V20P-** 6*-****11/12	11165
V20P-** 7*-****11/12	
V20P-** 8*-****11/12	9431
V20P-** 9*-****11/12	
V20P-**10*-****11/12	
V20P-**11*-****11/12	96168
V20P-**12*-****11/12	
V20P-**13*-****11/12	

MODEL	PRESSURE SETTING	SPRING -11 DESIGN	SPRING -12 DESIGN
V20P-****-***A1*	250	252886	252886
V20P-****-***B1*	500	2280	2280
V20P-****-***C1*	750		
V20P-****-***D1*	1000	2282	435626
V20P-****-***E1*	1250		
V20P-****-***F1*	1500		
V20P-****-***G1*	1750		
V20P-****-***H1*	2000	2281	2281
V20P-****-***J1*	2250		
V20P-****-***K1*	2500		

COVER	MODEL
280690	V20-***F-***
375468	V20-***K-***
313657	V20-***P-***
281145	V20-***R-***
293373	V20-***S-***
291045	V20-***Y-***



359287 PRESSUR
(INCLUDES 2802



V20F - **** - **** - 11
FLOW CONTROL COVER

MODEL DESIGNATION	PRESSURE SETTING (P. S. I.)	CONTROL VALVE SUB-ASSEMBLY
V20F-****-***A11	250	229613
V20F-****-***B11	500	233018
V20F-****-***C11	750	232794
V20F-****-***D11	1000	232795
V20F-****-***E11	1250	232796
V20F-****-***F11	1500	232797
V20F-****-***G11	1750	232798
V20F-****-***H11	2000	232799
V20F-****-***J11	2250	233019
V20F-****-***K11	2500	233020

COVER	MODEL DESIGNATION
316090	V20F-***P-*** 2*11
385870	V20F-***P-*** 3*11
316093	V20F-***P-*** 4*11
309151	V20F-***P-*** 5*11
310971	V20F-***P-*** 6*11
573202	V20F-***P-*** 7*11
316094	V20F-***P-*** 8*11
577395	V20F-***P-*** 9*11
316095	V20F-***P-***10*11
306313	V20F-***S-*** 2*11
306915	V20F-***S-*** 4*11
363243	V20F-***S-*** 5*11
306917	V20F-***S-*** 6*11
306919	V20F-***S-*** 8*11
306921	V20F-***S-***10*11
306314	V20F-***T-*** 2*11
306346	V20F-***T-*** 4*11
306819	V20F-***T-*** 6*11
306821	V20F-***T-*** 8-11
306823	V20F-***T-***10-11

MODEL	SCREW (4 REQ'D) TORQUE TO 80±5 lb. ft.
V20F-** 6*-****11	11165
V20F-** 7*-****11	
V20F-** 8*-****11	9431
V20F-** 9*-****11	
V20F-**10*-****11	
V20F-**11*-****11	96168
V20F-**12*-****11	
V20F-**13*-****11	

MODEL	SCREW (4 REQ'D) TORQUE TO 80 lb. ft.
V20*-** 6*-****11/12	131485
V20*-** 7*-****11/12	
V20*-** 8*-****11/12	
V20*-** 9*-****11/12	131486
V20*-**10*-****11/12	
V20*-**11*-****11/12	
V20*-**12*-****11/12	1319
V20*-**13*-****11/12	

OPERATION	▲SEAL KIT	▲'O' RING (2 REQ'D) SERVICED IN SEAL KIT	▲SEAL	RETAINING RING	BEARING	SHAFT	KEY	NUT	RETAINING RING	SHAFT TYPE
	***11/12	922733	154090	229235	98653	98574	280372	5881	132260	109975
***11/12	280504						1615	THREADED		
***11/12	297330						1609	KEYED-STUB		
***11/12	280515						—	SPLINED		
***11/12	294922						—	SPLINED		
***11/12	328096						—	SPLINED		

EQUIVALENT
KIT 919805

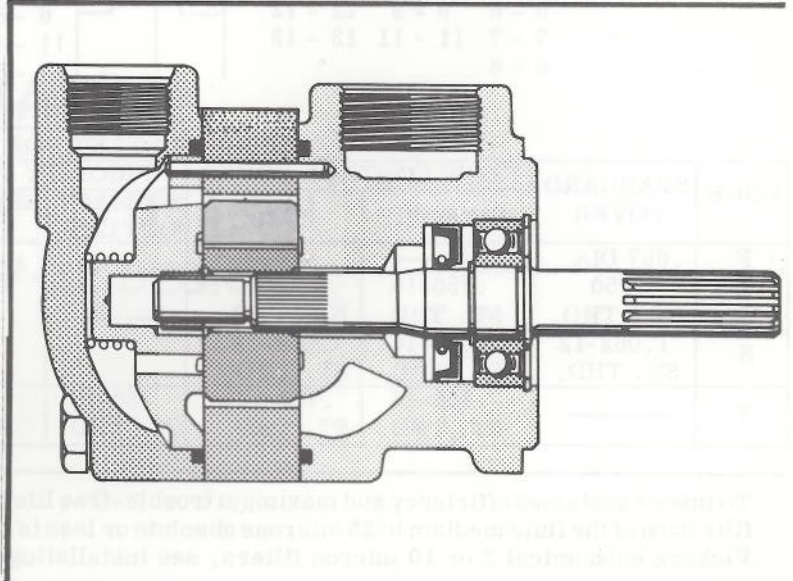
DATE S/A
(USHING)

80267
SHING

FOOT BRACKET MOUNTING
KIT FB-A-10 INCLUDES:
177939 SCREW (2 REQ'D)

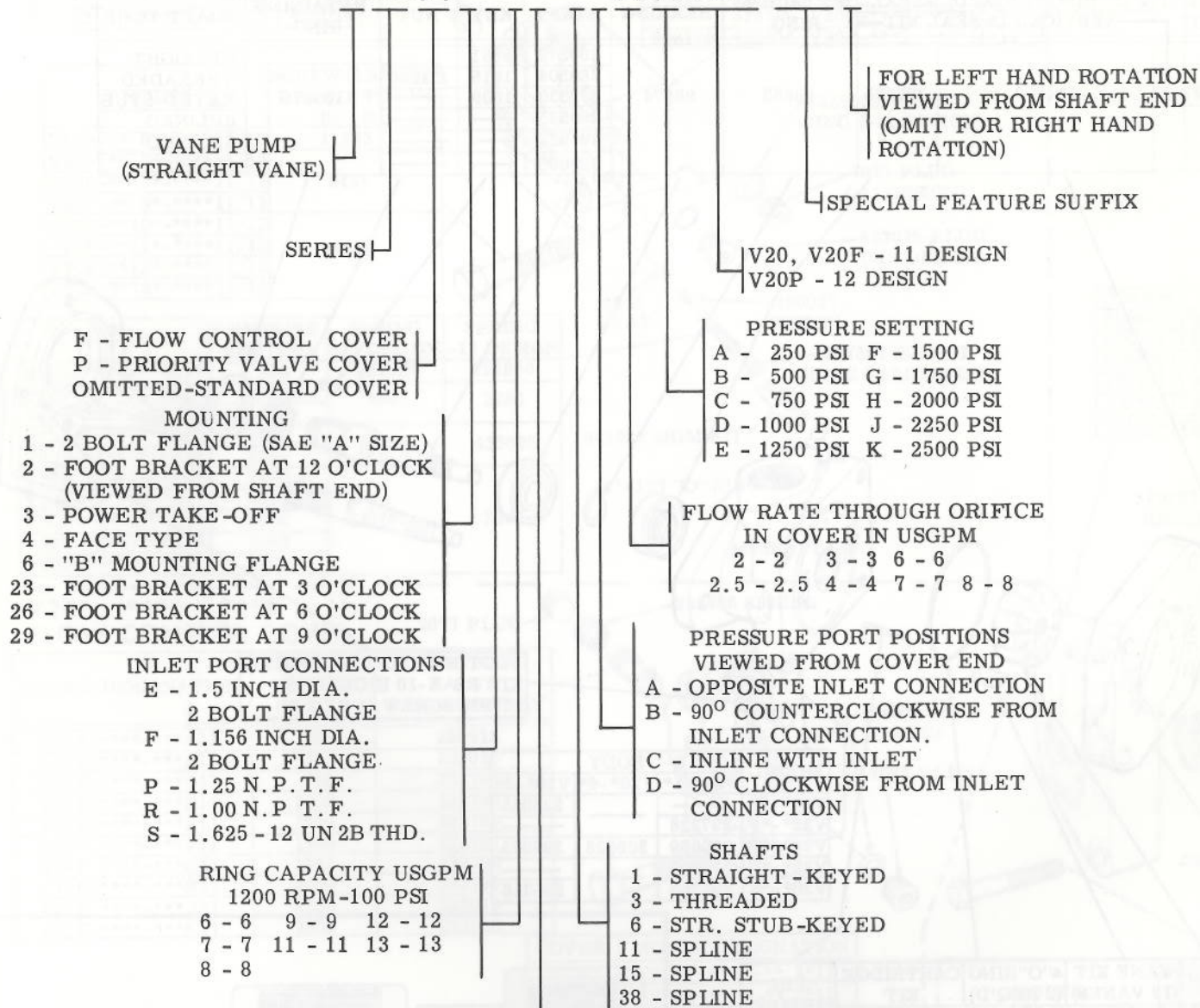
MODEL	BODY		
	V20*-1*	V20*-4*	V20*-6*
V20*-E	—	—	324045
V20*-F	297228	—	—
V20*-P	280689	308628	396975
V20*-R	313409	—	—
V20*-S	294266	—	295716

SEAL KIT	ROTOR	VANE KIT (12 VANES)	'O' RING (2 REQ'D)	CARTRIDGE KIT	PIN (2 REQ'D)
SERVICED IN CARTRIDGE KIT					
8150	358328	923485	154090	923480	2161
8152	358330	923493		923481	2478
1791				923483	
1789				923484	
4309	358332	923478		923620	16662
8156	358334	923479		923482	9603
1806			923486		
1807			923487		



MODEL CODE BREAKDOWN

V 20 (P) * * * * - * * (*) (*) 11/12 - * * * L



OUTLET PORT CONNECTIONS

CODE	STANDARD COVER	FLOW CONTROL COVER		PRIORITY VALVE COVER		
		PRESSURE	TANK	PRIMARY OUTLET	SECONDARY OUTLET	TANK
F	.687 DIA.	—	—	—	—	—
P	.750 NPT THD.	.750-16 ST. THD.	.500 NPT THD.	—	—	—
S	1.062-12 ST. THD.	.750-16 ST. THD.	1.062-12 ST. THD.	—	—	—
T	—	.750-16 ST. THD.	.750-16 ST. THD.	.750-16 ST. THD.	.875-14 ST. THD.	.750-16 ST. THD.

To insure sustained efficiency and maximum trouble-free life of this precision equipment, initial and continuous filtration of the fluid medium to 25 microns absolute or less is essential. (For information pertaining to Sperry Vickers economical 3 or 10 micron filters, see installation drawing 522140.)