


# Hydraulic SINGLE PUMPS



## PARTS CATALOG for MODEL SERIES

V-360, -460 & VF-40  
V-351, -461 & VG-40  
V-362, -462 & V-40  
VK-361, -461 & V GK-40

*For Service and Overhaul  
Information on these  
Units, Refer to Manual  
1425-S (formerly 494-S).*

*For Parts Price Informa-  
tion Refer to Price Sheet  
No. I-505.*

## HOW TO ORDER PARTS

### DATA YOU SHOULD FURNISH ON YOUR PARTS ORDER:

1. MODEL NUMBER
2. PART NAME
3. PART NUMBER
4. QUANTITY DESIRED

### HOW TO FIND THIS DATA:

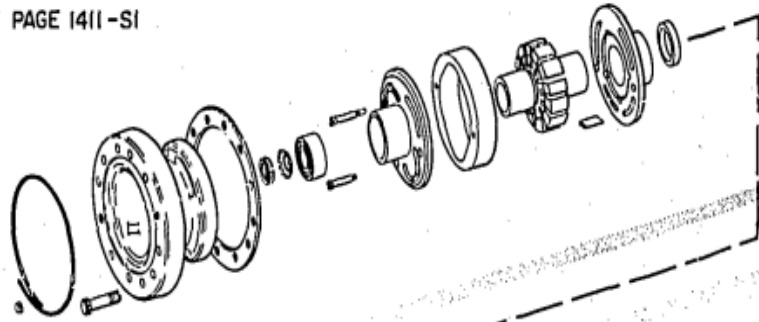
1. MODEL NUMBER. Consult your records or the stamping on the unit.
2. PART NAME.
  - a. Determine the correct *tabulation page* by consulting the *master exploded view* on the reverse side of this page.
  - b. Locate your part in the view shown on this *tabulation page* and follow the arrow to the part name.
3. PART NUMBER. On the proper *tabulation page*, follow down the part name column until you reach the part number group. Select the part number on the line that carries a model designation coinciding with the applicable portion of your model number.
4. QUANTITY DESIRED. Base this on your specific requirements. The quantity data at the foot of the *tabulation page* is furnished as a guide.

### DATE OF ISSUE:

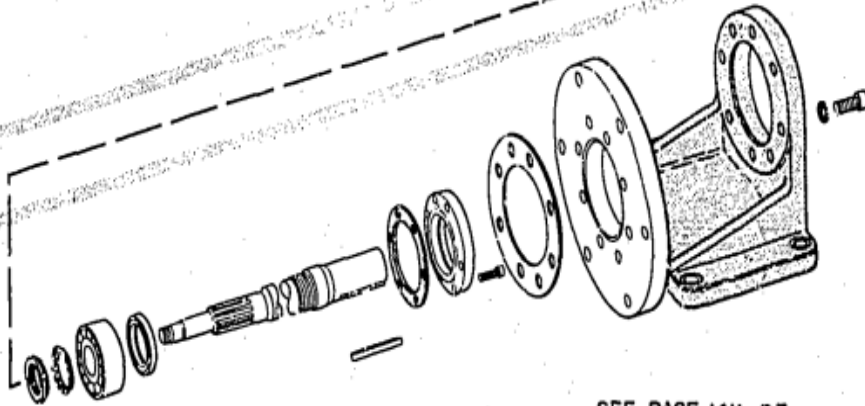
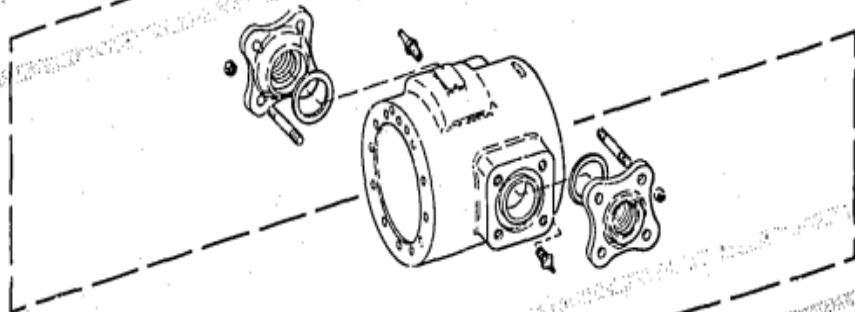
This parts catalog is valid for six months after date of issue. For best results, always use the latest issue.

Supersedes 1042-S

SEE PAGE 1411-S1



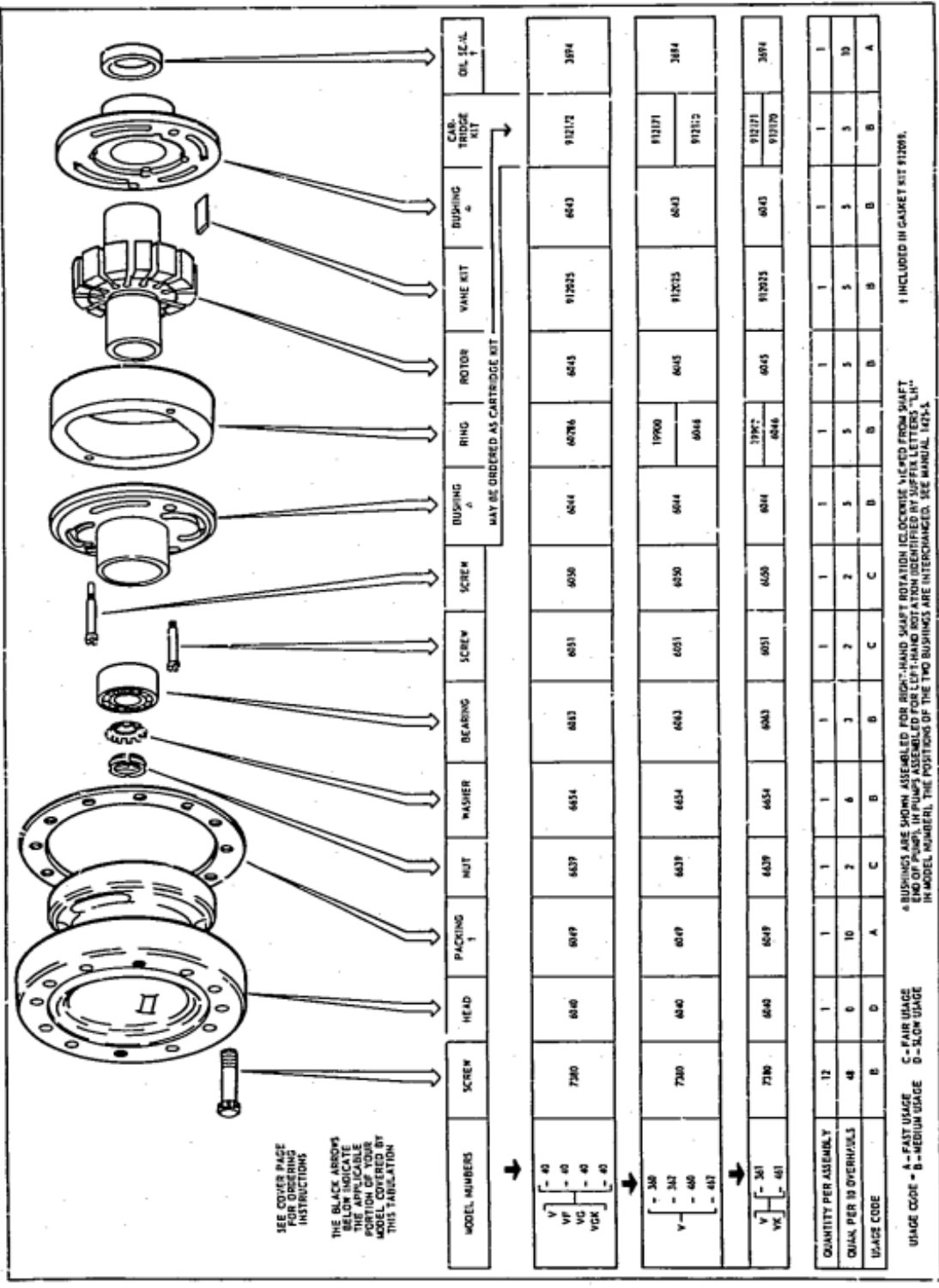
SEE PAGE 1411-S2



SEE PAGE 1411-S3

1411-5  
Rev. 2-1-55

MASTER EXPLODED VIEW



SEE COVER PAGE FOR BUSHING INSTRUCTIONS

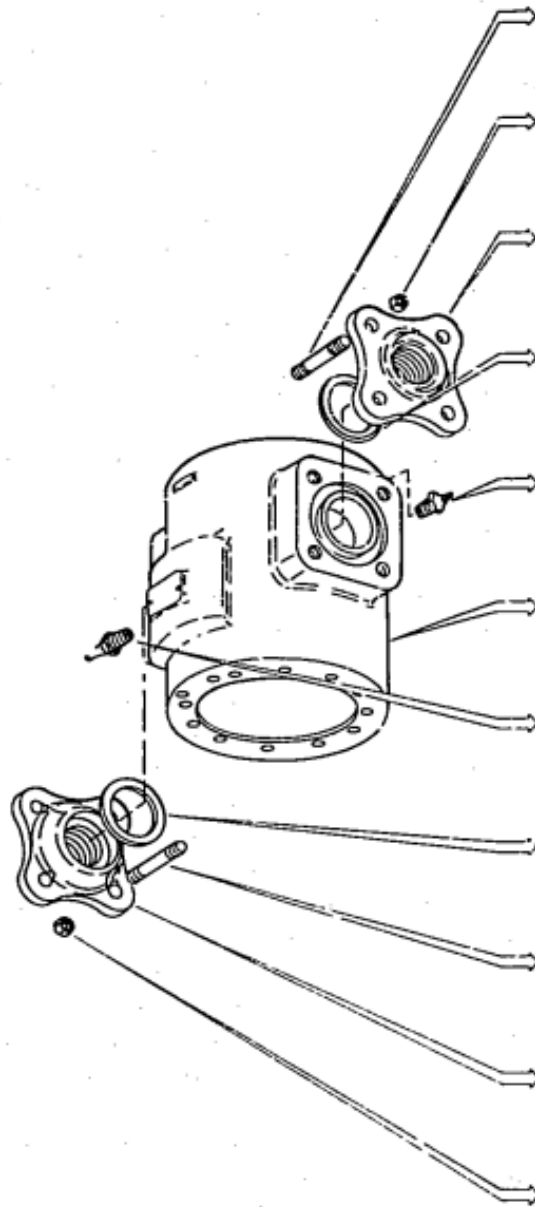
THE BLACK ARROWS INDICATE THE APPLICABLE PORTION OF YOUR MODEL COVERED BY THIS TABULATION

MODEL NUMBERS	SCREW	HEAD	PACKING	NUT	WASHER	BEARING	SCREW	SCREW	BUSHING	RING	ROTOR	VALVE KIT	BUSHING	CAR. TRIDGE KIT	OIL SEAL
V - 40 VF - 40 VG - 40 VCR - 40	7380	6640	6049	6639	6654	6683	6651	6650	6644	66786	6643	912025	6643	912172	3894
Y - 308 - 312 - 406 - 417	7380	6640	6049	6639	6654	6683	6651	6650	6644	19900 6048	6643	912025	6643	912171 912172	3894
V - 381 VF - 461	7380	6640	6049	6639	6654	6683	6651	6650	6644	19967 6048	6643	912025	6643	912171 912172	3894
QUANTITY PER ASSEMBLY	12	1	1	1	1	1	1	1	1	1	1	1	1	1	1
QUANTITY PER 10 OVERHAULS	48	6	10	2	6	3	2	2	5	5	5	5	5	5	10
USAGE CODE	B	D	A	C	B	B	C	C	B	D	B	B	B	B	A

1 INCLUDED IN CASSET KIT 91209.

BUSHINGS ARE SHOWN ASSEMBLED FOR RIGHT-HAND SHAFT ROTATION (CLOCKWISE VIEWED FROM SHAFT END OF PUMP). IN PUMPS ASSEMBLED FOR LEFT-HAND ROTATION (IDENTIFIED BY SUFFIX LETTERS "LH" IN MODEL NUMBER), THE POSITIONS OF THE TWO BUSHINGS ARE INTERCHANGED. SEE MANUAL 14755.

USAGE CODE - A - FAST USAGE B - MEDIUM USAGE C - FAIR USAGE D - SLOW USAGE



SEE COVER PAGE  
 FOR ORDERING  
 INSTRUCTIONS

MODEL NUMBERS	NUT	OUTLET FLANGE	STUD	GASKET	FITTING	BODY	FITTING	GASKET	FITTING	INLET FLANGE	NUT	STUD
PARTS COMMON TO ALL MODELS	1482	9277	1902	2727	28-25620	1079	24-31645	2728	2082	1482	1312	
QUANTITY PER ASSEMBLY	4	1	4	1	1	1	1	1	1	1	1	4
QUAN. PER 30 OVERHAULS	8	6	12	12	1	9	1	12	0	0	8	12
USAGE CODE	C	D	D	A	C	D	C	A	D	D	C	B

\* INCLUDED IN GASKET KIT 11209

USAGE CODE - A - FAST USAGE  
 C - FAIR USAGE  
 D - SLOW USAGE

