

V-2111-UNDERSIZED

VL-1
VL-2
VL-3

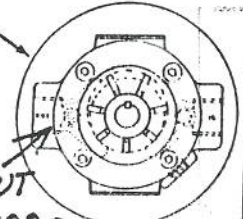
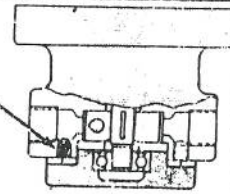
LUB PUMP. 35-65 PSI MAX

MODELS OF -2 and BASIC DESIGN

MODEL	SHAFT END PUMP LETTER	CAPACITY (GPM)	HEAD
V*-L1	A, C, E, G, Y	1/2	77974
	D		77977
V*-L2	A, C, E, G, Y	1	77975
	D		77978
V*-L3	A, C, E, G, Y	1-1/2	77976
	D		77979

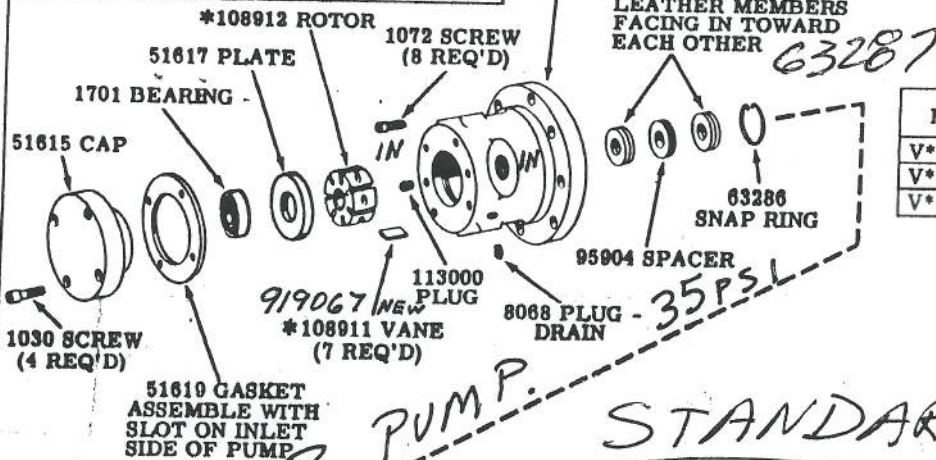
ASSEMBLY FOR STANDARD R.H. ROTATION SHOWN. FOR L.H. ROTATION, ROTATE HEAD ONLY 180° FROM STANDARD. TRANSFER PLUG BACK TO OUTLET SIDE. ASSEMBLY OF COVER AND GASKET REMAINS THE SAME FOR EITHER R.H. OR L.H. ROTATION.

113000 PLUG (OUTLET SIDE ONLY)



OUT
113000 PLUG

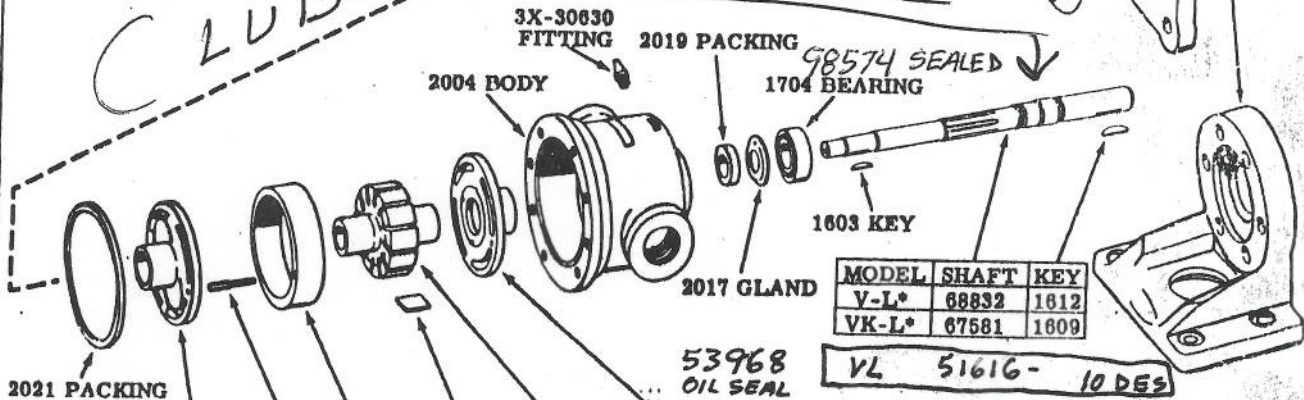
* NOTE: FOR BASIC UNITS WITHOUT THE "-2" DESIGN SUFFIX, ORDER PARTS MARKED WITH AN ASTERISK UNDER CONVERSION KIT 912133. RESTAMP UNIT ADDING "-2" TO THE MODEL NUMBER.



MODEL	GASKET	BRACKET	SCREW (6 REQ'D)
V*-L*-104		2318	
V*-L*-105	2546	2319	1071
V*-L*-111			

C LUB. PUMP.

STANDARD



MODEL	SHAFT	KEY
V-L*	68832	1612
VK-L*	67581	1609

VL 51616-10 DES

V2111 UNDERSIZED

PUMP LETTER	BUSHING R.H. or L.H.	PIN	RING	VANE KIT (12 VANES)	ROTOR	BUSHING R.H. or L.H.	CAPACITY (GPM)	CARTRIDGE KIT	
A	2016	2015	2020	2011	6770	2015	2010	5.0	
C				2013				912026	912032
D				2014				912027	912043
E				2299				27208	912044
G				40151				6770	912045
Y	12220			912046					
								1.5	

SEE PAGE 3, POWER PUMP CARTRIDGE ASSEMBLY FOR R.H. AND L.H. ROTATION.

-.001 UNDER STANDARD VANES + ROTOR

I-1288 S
STANDARD

I-1287-S
10 DES

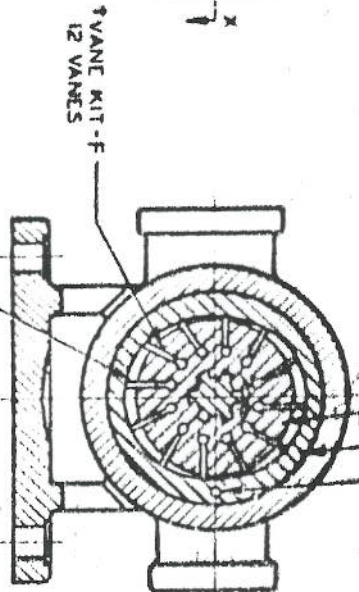


REPAIR PARTS FOR VANE TYPE CONSTANT DELIVERY
SINGLE PUMP WITH INTEGRAL AUXILIARY LOW PRESSURE PUMP

10 DES

41323 - PLUG
(PLUG PRESSURE SIDE ONLY)

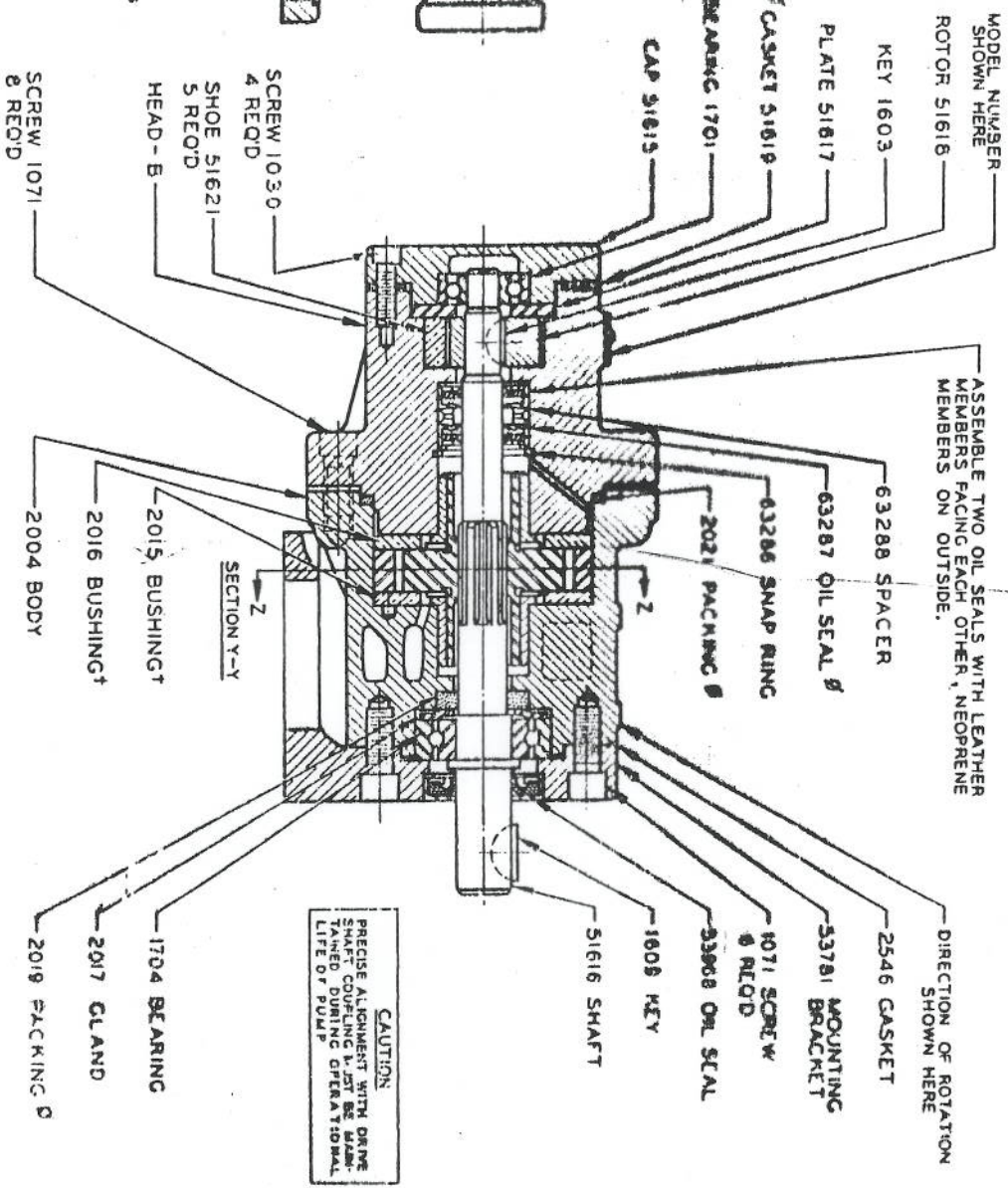
LARGE END OF PIN 2020
FITTED INTO HEAD - B
FOR R.H. ROTATION.



VANES MUST BE ASSEMBLED
SO THAT SMALL BEVELLED
EDGES ARE TRAILING AS DETERMINED
BY DIRECTION OF ROTATION.

FOR R.H. ROTATION SHOWN, (PUMP BODY ROTATED
IN STD. FOR L.H. ROTATION, ROTATE HEAD (PART
NOT COVER) 180°. TRANSFER PLUG 41323 (SEE
X-X) BACK TO EXHAUST SIDE.

MODEL NUMBER	B	TE	TF	TG	T
V-LH-4-A-S144	77974	2008	912021	2011	912013
V-LH-4-C-S144	77974	2008	912021	2012	912014



CAUTION MUST BE EXERCISED DURING ASSEMBLY THAT SCREWS 1071 ARE TIGHTENED MODERATELY AND EVENLY. SHAFT SHOULD BE TURNED BY HAND WHILE TIGHTENING TO TEST FOR TAKE-UP.

GASKET AND ALL PARTS ARE REQUESTED TO BE OIL-TREATED. REQUEST TO VICKERS FOR OIL-TREATED KIT CONSISTING OF RING, ROTOR, VANE KIT, BUSHINGS & PIN.

SCREWS 1071 ARE REQUESTED TO BE OIL-TREATED. REQUEST TO VICKERS FOR OIL-TREATED KIT CONSISTING OF RING, ROTOR, VANE KIT, BUSHINGS & PIN.