


 SPERRY RAND

VANE TYPE POWER PUMP
WITH AUXILIARY
LUBRICATION PUMP



SERVICE
PARTS
INFORMATION

Small Series
Models: V, VK, VS and VSK-L*-104, 105, 111
Basic, -2 and -10 Designs

INDUSTRIAL DIVISION
TROY, MICHIGAN 48064

Revised 9-1-73

I-1217-S

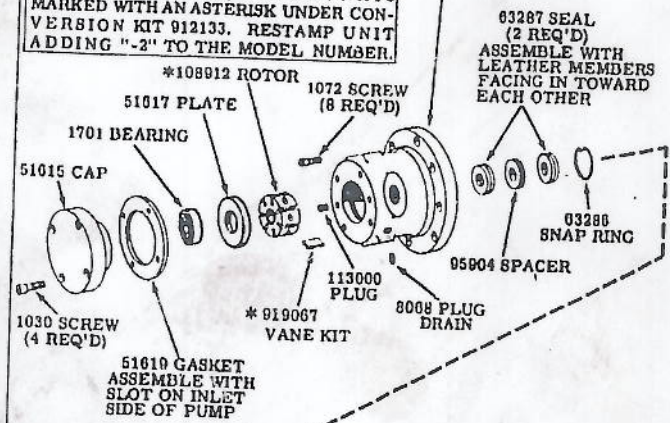
MODELS OF -2 and BASIC DESIGN

MODEL	SHAFT END PUMP LETTER	CAPACITY (GPM)	HEAD
V*-L1	A, C, E, G, Y	1/2	77974
	D		77977
V*-L2	A, C, E, G, Y	1	77975
	D		77978
V*-L3	A, C, E, G, Y	1-1/2	77976
	D		77979

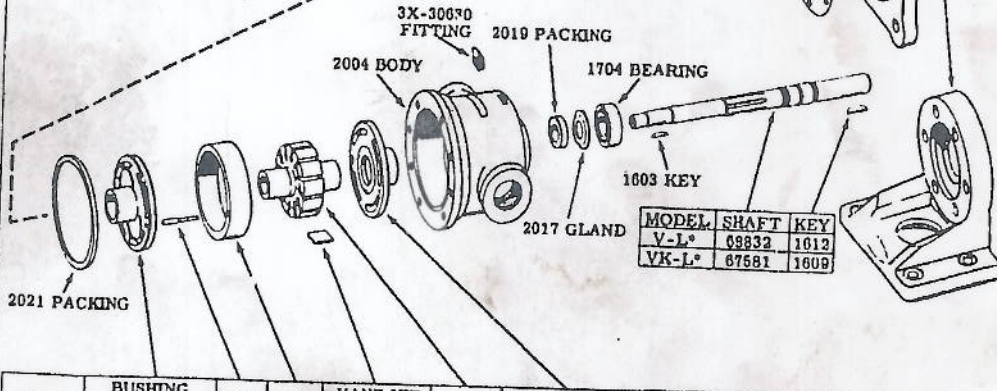
ASSEMBLY FOR STANDARD R.H. ROTATION SHOWN. FOR L.H. ROTATION, ROTATE HEAD ONLY 180° FROM STANDARD. TRANSFER PLUG BACK TO OUTLET SIDE. ASSEMBLY OF COVER AND GASKET REMAINS THE SAME FOR EITHER R.H. OR L.H. ROTATION.

113000 PLUG (OUTLET SIDE ONLY)

* NOTE: FOR BASIC UNITS WITHOUT THE "-2" DESIGN SUFFIX, ORDER PARTS MARKED WITH AN ASTERISK UNDER CONVERSION KIT 912133. RESTAMP UNIT ADDING "-2" TO THE MODEL NUMBER.



MODEL	GASKET	BRACKET	SCREW (6 REQ'D)
V*-L*-104		2316	
V*-L*-105	2540	2319	1071
V*-L*-111			



MODEL	SHAFT	KEY
V-L*	68832	1012
VK-L*	87581	1609

PUMP LETTER	BUSHING R.H. or L.H.			PIN	RING	VANE KIT (12 VANES)	ROTOR	BUSHING R.H. or L.H.		CAPACITY (GPM)	CARTRIDGE KIT
A					2011					5.0	912042
C					2013	912026	6779			8.0	912043
D					2014	912027	27203			11.2	912044
E	2010	2015	2020		2299			2015	2016	2.5	912046
G					40151	912026	6779			3.3	912048
Y					12220					1.5	912047

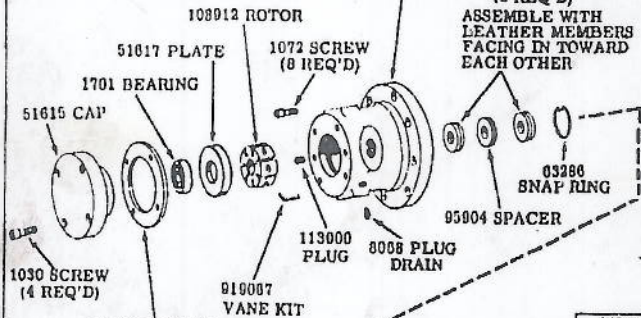
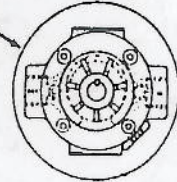
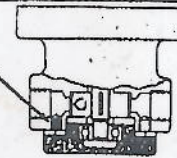
SEE PAGE 3, POWER PUMP CARTRIDGE ASSEMBLY FOR R.H. AND L.H. ROTATION.

MODELS OF -10 DESIGN

MODEL	SHAFT END PUMP LETTER	CAPACITY (GPM)	HEAD
V°-L1-	A, C, E, G, Y	1/2	77974
	D		77977
V°-L2-	A, C, E, G, Y	1	77975
	D		77978
V°-L3-	A, C, E, G, Y	1-1/2	77976
	D		77979

ASSEMBLY FOR STANDARD R.H. ROTATION SHOWN. FOR L.H. ROTATION, ROTATE HEAD ONLY 180° FROM STANDARD. TRANSFER PLUG BACK TO OUTLET SIDE. ASSEMBLY OF COVER AND GASKET REMAINS THE SAME FOR EITHER R.H. OR L.H. ROTATION.

113000 PLUG
(OUTLET SIDE ONLY)

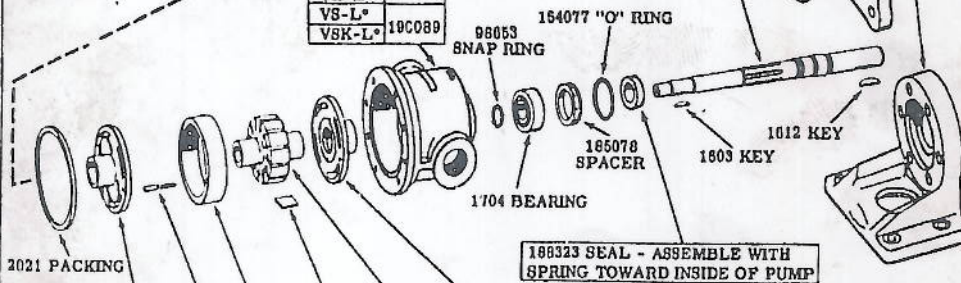


MODEL	GASKET	BRACKET	SCREW (8 REQ'D)
V°-L°-104		188234	
V°-L°-105	2846	188233	1071
V°-L°-111			

51010 GASKET ASSEMBLE WITH SLOT ON INLET SIDE OF PUMP

MODEL	BODY
V-L°	
VH-L°	188235
VS-L°	
VSK-L°	190089

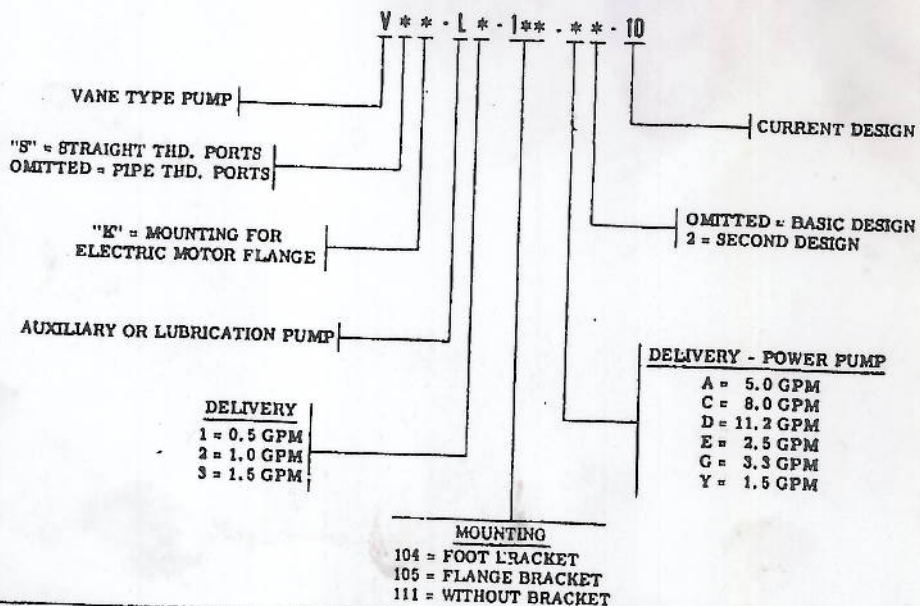
MODEL	SHAFT
V & VS-L°	220154
VK & VSK-L°	220155



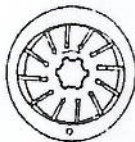
PUMP LETTER	BUSHING R.H. or L.H.			RING	VANE KIT (12 VANES)	ROTOR	BUSHING R.H. or L.H.		CAPACITY (GPM)	CARTRIDGE KIT
			PIN							
THESE PARTS ARE INCLUDED IN CARTRIDGE KIT										
A	2016	2015	2020	2011	912026	6779	2015	2016	5.0	912042
C				2013					8.0	912043
D				2014	11.2	912044				
E				2299	2.5	912045				
G				40151	912026	6779			3.3	912040
Y				12220				1.5	912047	

SEE PAGE 3, POWER PUMP CARTRIDGE ASSEMBLY FOR R.H. AND L.H. ROTATION.

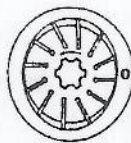
MODEL CODE BREAKDOWN



POWER PUMP CARTRIDGE ASSEMBLY



FOR LEFT HAND MODELS
(SUFFIX "-L.H.")
(VIEW FACING HEAD END)
SMALL END OF 2020 PIN
EXTENDS INTO HEAD



FOR RIGHT HAND MODELS
(STANDARD)
(VIEW FACING HEAD END)
LARGE END OF 2020 PIN
EXTENDS INTO HEAD

Assembly of the rotor and vanes is determined by the direction of pump shaft rotation. Vanes must be assembled so that the small beveled edges are trailing as shown.

To insure sustained efficiency and maximum trouble-free life of this precision equipment, initial and continuous filtration of the fluid medium to 25 microns or less is essential. (For information pertaining to Vickers economical 10 micron filters, see installation drawing 552100.)

LITHO IN U.S.A.